

**City of Key West, Florida**

**ANNUAL BUDGET  
FISCAL YEAR 2022/2023**

**October 1, 2022 through September 30, 2023**



**MAYOR**

**Teri Johnston**

**CITY COMMISSIONERS**

**Jimmy Weekley**

**Samuel Kaufman**

**Billy Wardlow**

**Gregory Davila**

**Mary Lou Hoover**

**Clayton Lopez**

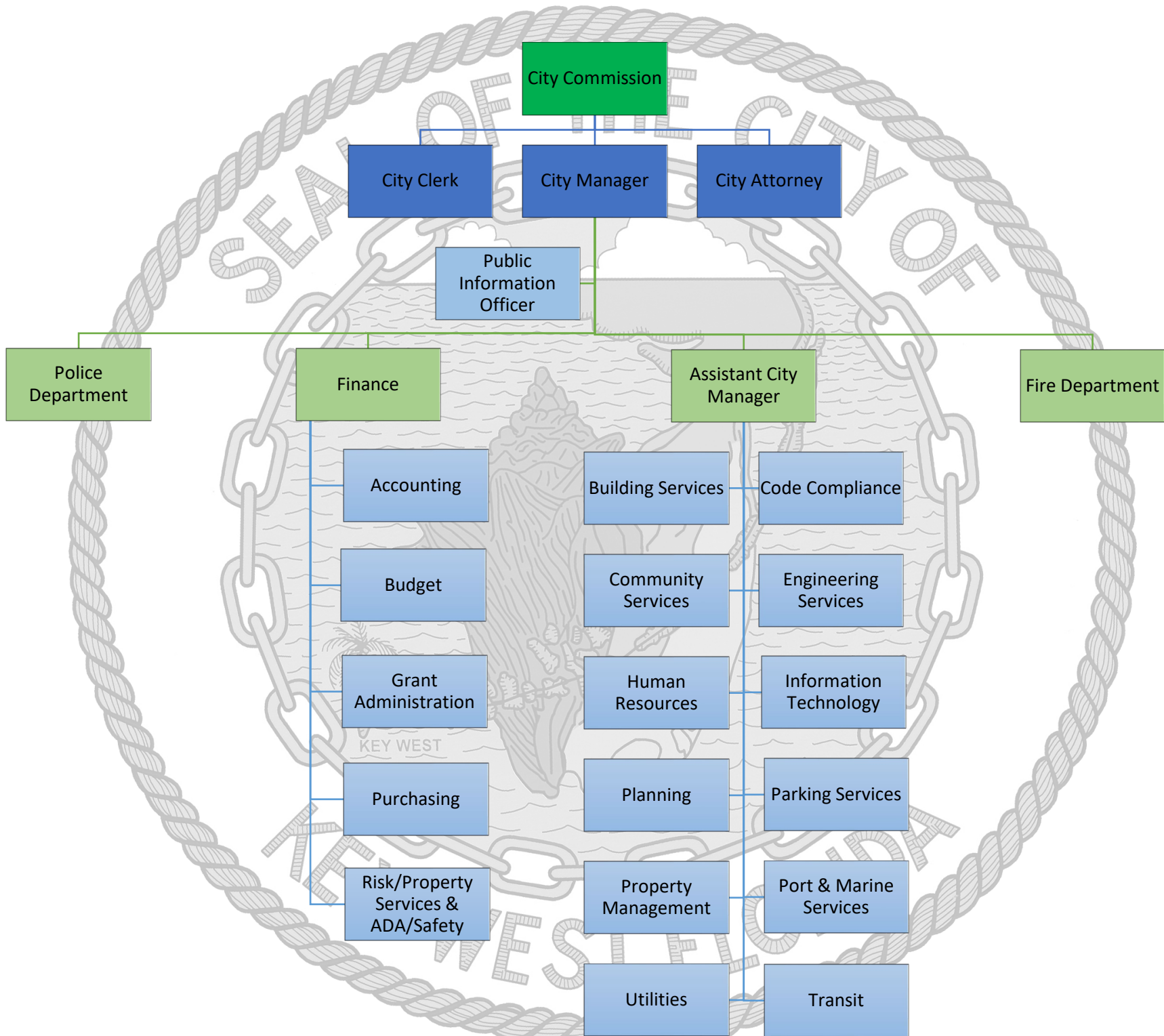
The background of the slide features a large, faint watermark of the Seal of the City of Key West, Florida. The seal is circular, with a rope-like border. Inside the border, the text "SEAL OF THE CITY OF" is at the top and "KEY WEST, FLORIDA" is at the bottom. The central part of the seal depicts a tropical island with a palm tree, a pink fish, and a blue sea.

# MISSION

To preserve and protect our island.

# VISION

A tropical island with unique community character in harmony with the diversity of its people and with its environment.



**City of Key West**  
**FY 2022/2023**  
**Overview of All City Funds**

**General Fund - 001**

Purpose: Operate the General Government and provide services to the public

Revenue: Ad valorem taxes; occupational licenses and building permits; other taxes (sales, communications, etc.); service charges; tourist related taxes and service charges; rents and leases; transfers from other Funds

**Infrastructure Surtax Fund - 101**

Purpose: Construct City infrastructure consisting of buildings, roads, sidewalks, parks, piers, seawalls, etc.; major renovations to existing infrastructure; purchase capital equipment and vehicles for public safety

Revenue: One cent sales surtax

**Internal Improvements Fund - 102**

Purpose: Maintain and improve streets, sidewalks and street lights; support the City transit system operations

Revenue: Six cent fuel surtax and 3 cent gasoline only surtax (interlocal agreement with Monroe County)

**Fort Taylor Surcharge Fund - 103**

Purpose: Account for State of Florida shared revenues from park admissions. Proceeds restricted for acquisition of passive recreational land and beach nourishment

Revenue: Fort Taylor Park Admission

**Affordable Housing Fund - 104**

Purpose: Assist the affordable housing effort managed by the Key West Housing Authority

Revenue: Parking Revenue

## Fund Overviews (continued)

### **Truman Waterfront Fund - 105**

Purpose: Operation and maintenance of the Truman Waterfront Amphitheatre and Park  
Revenue: Parking Revenue

### **Adaptation & Sustainability Fund - 105**

Purpose: To fund the reduction of unrenewable resource reliance, the reduction of our carbon footprint, and to protect our island from the effects of Climate Change  
Revenue: User Fees, State and Federal Grants and other General Government Transfers

### **Community Fund (Art in Public Places) - 110**

Purpose: Encourage the inclusion of works of art in public and private construction projects in order to expand citizens' and visitors' experience with visual art and enable them to better understand our community  
Revenue: One percent of construction costs of all new public or private construction renovation projects, including governmental agency owned project within the city

### **Transportation Alternative Fund - 111**

Purpose: To fund transportation related plans, projects and policies that reduce congestion in our roadways, improve safety and quality of life for our residents and tourists, reduce greenhouse gas emissions, save taxpayer money, and ensure smarter use of our right of ways  
Revenue: Parking Revenue

### **Community Development Office - 120**

Purpose: To fund Housing Assistance Programs for the citizens of Key West  
Revenue: Varies, but consists mostly of grants and transfers from the Affordable Housing Fund

## Fund Overviews (continued)

### **Law Enforcement Trust Fund - 172**

Purpose: Segregate special funds for Police equipment and training  
Revenue: Proceeds from the sale of property seized by Police working on local, state and federal cases

### **Capital Projects Fund - 303**

Purpose: Account for General and Special Revenue funded major capital improvement projects  
Revenue: Varies from year to year but may consist of grants, private contributions, interest earnings, and transfers from General Fund, sales surtaxes and fuel taxes

### **Sewer Fund - 401**

Purpose: Operate, maintain and improve the sanitary sewer system and Wastewater Treatment Plant (WWTP)  
Revenue: User service fees, connection fees, and U.S. Navy contributions

### **Stormwater Utility Fund - 402**

Purpose: Operate, maintain and improve the stormwater system  
Revenue: User fees, state and federal grants

### **Solid Waste Fund - 403**

Purpose: Remove solid waste by collection, recycling, and transfer out; operate and maintain the Transfer Facility  
Revenue: User and impact fees

### **Key West Bight Fund - 405**

Purpose: Operate, maintain and improve the Key West Historic Seaport  
Revenue: Property leases, marina charges for services, parking fees, and transfer from the Caroline Street Corridor Tax Increment Financing (TIF) District

## Fund Overviews (continued)

### **Transit System Fund - 411**

Purpose: Operate, maintain and improve the Key West transit system, Lower Keys shuttle, Duval Loop and the Old Town parking garage  
Revenue: State and federal operating and capital grants, fares, parking fees, advertising, and transfer from the Internal Improvements Fund

### **Garrison Bight Fund - 413**

Purpose: Operate, maintain and improve the City Marina at Garrison Bight and operate the mooring fields  
Revenue: Leases, marina charges for services, and parking fees

### **Insurance Programs Fund - 502**

Purpose: Manage the City's self-insurance and health insurance programs  
Revenue: Transfers from all City user funds, insurance policy claims' proceeds, and COBRA premium payments

### **Bahama Village TIF Fund - 601**

Purpose: Improvements to and services for the Bahama Village area  
Revenue: Ad valorem property taxes derived from the creation of a tax increment financing district, received from Monroe County and the City's share transferred from the General Fund

### **Navy Outer Mole Payments Fund - 602**

Purpose: Improve the Navy Outer Mole as determined by the U.S. Navy and the City  
Revenue: Forty percent of gross cruise ship fees received from the Outer Mole per the City's lease with the U.S. Navy, transferred from the General Fund

## Fund Overviews (continued)

### **Caroline Street TIF Fund - 603**

Purpose: Improvements to and services for the Caroline Street Corridor

Revenue: Ad valorem property taxes derived from the creation of a tax increment financing district, received from Monroe County and the City's share transferred from the General Fund



**FY 22/23**

# **Summary Reports and Graphs**

# CITY OF KEY WEST

## FY 22/23 TENTATIVE BUDGET SUMMARY BY CATEGORY

As of September 8, 2022

GOVERNMENT FUNDS ESTIMATED REVENUES:	General Fund	Infrastructure Surtax Fund	Internal Improvement Fund	Fort Taylor Surcharge Fund	Affordable Housing Fund	Truman Waterfront Fund	Adaptation & Sustainability Fund	Community Fund	Transportation Alternative Fund	Law Enforcement Trust Fund	Bahama Village TIF Fund	Caroline TIF Fund
Taxes	\$ 20,831,341	\$ 12,997,909	\$ 1,779,395	\$ -	\$ -	\$ -	\$ -	\$ -	\$ -	\$ -	\$ -	\$ -
Licenses & Permits	4,894,220	-	-	-	-	8,350	-	-	-	-	-	-
Intergovernmental Revenue	14,775,295	6,641,115	281,345	300,000	-	42,500	1,174,575	-	4,844	-	700,000	675,000
Charges for Services	9,998,616	-	-	-	410,766	545,844	-	-	698,294	-	-	-
Fines & Forfeitures	791,000	-	-	-	-	-	-	-	-	-	-	-
Miscellaneous Revenue	2,395,665	25,000	5,000	2,500	-	31,500	-	200	500	200	1,000	2,500
Other Sources	28,500,687	4,529,373	4,096,193	2,021,738	83,343	503,585	1,063,659	171,049	327,026	132,521	1,318,056	1,430,130
<b>FY 22/23 Total Revenues</b>	<b>\$ 82,186,824</b>	<b>\$ 24,193,397</b>	<b>\$ 6,161,933</b>	<b>\$ 2,324,238</b>	<b>\$ 494,109</b>	<b>\$ 1,131,779</b>	<b>\$ 2,238,234</b>	<b>\$ 171,249</b>	<b>\$ 1,030,664</b>	<b>\$ 132,721</b>	<b>\$ 2,019,056</b>	<b>\$ 2,107,630</b>
<b>EXPENDITURES/EXPENSES:</b>												
Personnel Services	\$ 48,076,909	\$ 334,045	\$ 383,534	\$ -	\$ 175,033	\$ 469,895	\$ 195,814	\$ -	\$ 97,138	\$ -	\$ 47,285	\$ 47,285
Operating Expenditures	12,551,913	10,454	911,069	789	75,707	471,007	407,400	26,445	441,036	36,587	10,898	218,858
Capital Outlay	1,071,518	16,948,216	4,496,000	-	-	42,500	1,566,100	-	110,000	-	845,000	1,244,941
Debt Service	-	-	-	-	-	-	-	-	-	-	-	-
Grants and Aid	495,000	-	-	-	150,000	-	-	-	-	5,000	-	-
Transfers	2,044,602	6,148,198	267,665	14,226	85,744	141,489	65,644	11,545	64,077	15,687	55,710	41,860
Reserves	17,946,882	752,484	103,665	2,309,223	7,625	6,888	3,276	133,259	318,413	75,447	1,060,163	554,686
<b>FY 22/23 Total Expenditures</b>	<b>\$ 82,186,824</b>	<b>\$ 24,193,397</b>	<b>\$ 6,161,933</b>	<b>\$ 2,324,238</b>	<b>\$ 494,109</b>	<b>\$ 1,131,779</b>	<b>\$ 2,238,234</b>	<b>\$ 171,249</b>	<b>\$ 1,030,664</b>	<b>\$ 132,721</b>	<b>\$ 2,019,056</b>	<b>\$ 2,107,630</b>

PROPRIETARY FUNDS ESTIMATED REVENUES:	Sewer Fund	Stormwater Utility Fund	Solid Waste Fund	Key West Bight Fund	Transit System Fund	Garrison Bight Fund	Capital Projects Fund	Insurance Programs Fund	Total All Funds
Taxes	\$ -	\$ -	\$ -	\$ -	\$ -	\$ -	\$ -	\$ -	\$ 35,608,645
Licenses & Permits	-	-	-	225,000	45,000	49,000	-	-	\$ 5,221,570
Intergovernmental Revenue	425,000	250,000	-	-	3,118,345	55,300	-	-	\$ 28,443,319
Charges for Services	12,759,139	2,387,409	10,395,697	11,988,898	1,862,481	2,932,013	-	-	\$ 53,979,157
Fines & Forfeitures	-	-	-	12,000	5,000	1,000	-	-	\$ 809,000
Miscellaneous Revenue	154,318	25,747	125,835	4,703,205	36,886	302,330	-	14,398,204	\$ 22,210,590
Other Sources	8,075,552	1,348,983	8,533,775	11,106,487	723,622	2,769,102	128,350	2,715,217	\$ 79,578,448
<b>FY 22/23 Total Revenues</b>	<b>\$ 21,414,009</b>	<b>\$ 4,012,139</b>	<b>\$ 19,055,307</b>	<b>\$ 28,035,590</b>	<b>\$ 5,791,334</b>	<b>\$ 6,108,745</b>	<b>\$ 128,350</b>	<b>\$ 17,113,421</b>	<b>\$ 225,850,729</b>
<b>EXPENDITURES/EXPENSES:</b>									
Personnel Services	\$ 379,312	\$ 134,487	\$ 839,400	\$ 1,466,391	\$ 3,499,418	\$ 1,022,136	\$ 106,544	\$ 179,876	\$ 57,454,502
Operating Expenditures	7,597,595	1,304,036	7,032,868	7,659,162	1,657,951	1,137,262	3,129	14,247,504	\$ 55,801,670
Capital Outlay	3,095,000	729,134	1,055,000	4,520,508	50,000	2,038,500	-	-	\$ 37,812,417
Debt Service	1,791,343	-	-	-	-	-	-	-	\$ 1,791,343
Grants and Aid	-	-	-	-	-	-	-	-	\$ 650,000
Transfers	875,514	590,691	1,748,376	5,729,977	502,925	518,172	16,866	477,755	\$ 19,416,723
Reserves	7,675,245	1,253,791	8,379,663	8,659,552	81,040	1,392,675	1,811	2,208,286	\$ 52,924,074
<b>FY 22/23 Total Expenditures</b>	<b>\$ 21,414,009</b>	<b>\$ 4,012,139</b>	<b>\$ 19,055,307</b>	<b>\$ 28,035,590</b>	<b>\$ 5,791,334</b>	<b>\$ 6,108,745</b>	<b>\$ 128,350</b>	<b>\$ 17,113,421</b>	<b>\$ 225,850,729</b>

# CITY OF KEY WEST

## FY 22/23 FINAL BUDGET SUMMARY BY CATEGORY

As of September 22, 2022

GOVERNMENT FUNDS ESTIMATED REVENUES:	General Fund	Infrastructure Surtax Fund	Internal Improvement Fund	Fort Taylor Surcharge Fund	Affordable Housing Fund	Truman Waterfront Fund	Adaptation & Sustainability Fund	Community Fund	Transportation Alternative Fund	Law Enforcement Trust Fund	Bahama Village TIF Fund	Caroline TIF Fund
Taxes	\$ 20,831,341	\$ 12,997,909	\$ 1,779,395	\$ -	\$ -	\$ -	\$ -	\$ -	\$ -	\$ -	\$ -	\$ -
Licenses & Permits	4,894,220	-	-	-	-	8,350	-	-	-	-	-	-
Intergovernmental Revenue	14,775,295	6,641,115	281,345	300,000	-	42,500	1,174,575	-	4,844	-	700,000	675,000
Charges for Services	9,998,616	-	-	-	410,766	545,844	-	-	698,294	-	-	-
Fines & Forfeitures	791,000	-	-	-	-	-	-	-	-	-	-	-
Miscellaneous Revenue	2,395,665	25,000	5,000	2,500	-	31,500	-	200	500	200	1,000	2,500
Other Sources	28,500,687	4,529,373	4,096,193	2,021,738	83,343	503,585	1,063,659	171,049	327,026	132,521	1,318,056	1,430,130
<b>FY 22/23 Total Revenues</b>	<b>\$ 82,186,824</b>	<b>\$ 24,193,397</b>	<b>\$ 6,161,933</b>	<b>\$ 2,324,238</b>	<b>\$ 494,109</b>	<b>\$ 1,131,779</b>	<b>\$ 2,238,234</b>	<b>\$ 171,249</b>	<b>\$ 1,030,664</b>	<b>\$ 132,721</b>	<b>\$ 2,019,056</b>	<b>\$ 2,107,630</b>
<b>EXPENDITURES/EXPENSES:</b>												
Personnel Services	\$ 48,076,909	\$ 334,045	\$ 383,534	\$ -	\$ 175,033	\$ 469,895	\$ 195,814	\$ -	\$ 97,138	\$ -	\$ 47,285	\$ 47,285
Operating Expenditures	12,551,913	10,454	911,069	789	75,707	471,007	407,400	26,445	441,036	36,587	10,898	218,858
Capital Outlay	1,071,518	16,948,216	4,496,000	-	-	42,500	1,566,100	-	110,000	-	845,000	1,244,941
Debt Service	-	-	-	-	-	-	-	-	-	-	-	-
Grants and Aid	495,000	-	-	-	150,000	-	-	-	-	5,000	-	-
Transfers	2,044,602	6,148,198	267,665	14,226	85,744	141,489	65,644	11,545	64,077	15,687	55,710	41,860
Reserves	17,946,882	752,484	103,665	2,309,223	7,625	6,888	3,276	133,259	318,413	75,447	1,060,163	554,686
<b>FY 22/23 Total Expenditures</b>	<b>\$ 82,186,824</b>	<b>\$ 24,193,397</b>	<b>\$ 6,161,933</b>	<b>\$ 2,324,238</b>	<b>\$ 494,109</b>	<b>\$ 1,131,779</b>	<b>\$ 2,238,234</b>	<b>\$ 171,249</b>	<b>\$ 1,030,664</b>	<b>\$ 132,721</b>	<b>\$ 2,019,056</b>	<b>\$ 2,107,630</b>

PROPRIETARY FUNDS ESTIMATED REVENUES:	Sewer Fund	Stormwater Utility Fund	Solid Waste Fund	Key West Bight Fund	Transit System Fund	Garrison Bight Fund	Capital Projects Fund	Insurance Programs Fund	Total All Funds
Taxes	\$ -	\$ -	\$ -	\$ -	\$ -	\$ -	\$ -	\$ -	\$ 35,608,645
Licenses & Permits	-	-	-	225,000	45,000	49,000	-	-	\$ 5,221,570
Intergovernmental Revenue	425,000	250,000	-	-	3,118,345	55,300	-	-	\$ 28,443,319
Charges for Services	12,759,139	2,387,409	10,395,697	11,988,898	1,862,481	2,932,013	-	-	\$ 53,979,157
Fines & Forfeitures	-	-	-	12,000	5,000	1,000	-	-	\$ 809,000
Miscellaneous Revenue	154,318	25,747	125,835	4,703,205	36,886	302,330	-	14,398,204	\$ 22,210,590
Other Sources	8,075,552	1,348,983	8,533,775	11,106,487	723,622	2,769,102	128,350	2,715,217	\$ 79,578,448
<b>FY 22/23 Total Revenues</b>	<b>\$ 21,414,009</b>	<b>\$ 4,012,139</b>	<b>\$ 19,055,307</b>	<b>\$ 28,035,590</b>	<b>\$ 5,791,334</b>	<b>\$ 6,108,745</b>	<b>\$ 128,350</b>	<b>\$ 17,113,421</b>	<b>\$ 225,850,729</b>
<b>EXPENDITURES/EXPENSES:</b>									
Personnel Services	\$ 379,312	\$ 134,487	\$ 839,400	\$ 1,466,391	\$ 3,499,418	\$ 1,022,136	\$ 106,544	\$ 179,876	\$ 57,454,502
Operating Expenditures	7,597,595	1,304,036	7,032,868	7,659,162	1,657,951	1,137,262	3,129	14,247,504	\$ 55,801,670
Capital Outlay	3,095,000	729,134	1,055,000	4,520,508	50,000	2,038,500	-	-	\$ 37,812,417
Debt Service	1,791,343	-	-	-	-	-	-	-	\$ 1,791,343
Grants and Aid	-	-	-	-	-	-	-	-	\$ 650,000
Transfers	875,514	590,691	1,748,376	5,729,977	502,925	518,172	16,866	477,755	\$ 19,416,723
Reserves	7,675,245	1,253,791	8,379,663	8,659,552	81,040	1,392,675	1,811	2,208,286	\$ 52,924,074
<b>FY 22/23 Total Expenditures</b>	<b>\$ 21,414,009</b>	<b>\$ 4,012,139</b>	<b>\$ 19,055,307</b>	<b>\$ 28,035,590</b>	<b>\$ 5,791,334</b>	<b>\$ 6,108,745</b>	<b>\$ 128,350</b>	<b>\$ 17,113,421</b>	<b>\$ 225,850,729</b>

**CITY OF KEY WEST**

**FY 22/23 EXPENDITURE SUMMARY BY CATEGORY  
ALL CITY FUNDS**

	<u>Personnel Services</u>	<u>Operating Expenditures</u>	<u>Capital Expenditures</u>	<u>Grants and Aids</u>	<u>Debt Service</u>	<u>Transfers</u>	<u>Reserves/ Ret. Earn.</u>	<u>FY 21/22 Total</u>
<b>GENERAL FUND</b>	<b>\$ 48,076,909</b>	<b>\$ 12,551,913</b>	<b>\$ 1,071,518</b>	<b>\$ 495,000</b>	<b>\$ -</b>	<b>\$ 2,044,602</b>	<b>\$ 17,946,882</b>	<b>\$ 82,186,824</b>
<b>SPECIAL REVENUE FUNDS</b>								
Infrastructure Surtax Fund	334,045	10,454	16,948,216	-	-	6,148,198	752,484	24,193,397
Internal Improvements Fund	383,534	911,069	4,496,000	-	-	267,665	103,665	6,161,933
Fort Taylor Surcharge Fund	-	789	-	-	-	14,226	2,309,223	2,324,238
Affordable Housing	175,033	75,707	-	150,000	-	85,744	7,625	494,109
Truman Waterfront Fund	469,895	471,007	42,500	-	-	141,489	6,888	1,131,779
Adaptation & Sustainability Fund	195,814	407,400	1,566,100	-	-	65,644	3,276	2,238,234
Community Fund	-	26,445	-	-	-	11,545	133,259	171,249
Transportation Alternative Fund	97,138	441,036	110,000	-	-	64,077	318,413	1,030,664
Community Development Office	-	-	-	-	-	-	-	-
Law Enforcement Trust Fund	-	36,587	-	5,000	-	15,687	75,447	132,721
Bahama Village TIF Fund	47,285	10,898	845,000	-	-	55,710	1,060,163	2,019,056
Caroline TIF Fund	47,285	218,858	1,244,941	-	-	41,860	554,686	2,107,630
<b>TOTAL SPECIAL REVENUE FUNDS</b>	<b>1,750,029</b>	<b>2,610,250</b>	<b>25,252,757</b>	<b>155,000</b>	<b>-</b>	<b>6,911,845</b>	<b>5,325,129</b>	<b>42,005,010</b>
<b>CAPITAL PROJECTS FUNDS</b>								
Capital Projects Fund	106,544	3,129	-	-	-	16,866	1,811	128,350
<b>TOTAL CAPITAL PROJECTS FUNDS</b>	<b>106,544</b>	<b>3,129</b>	<b>-</b>	<b>-</b>	<b>-</b>	<b>16,866</b>	<b>1,811</b>	<b>128,350</b>
<b>ENTERPRISE FUNDS</b>								
Sewer Fund	379,312	7,597,595	3,095,000	-	1,791,343	875,514	7,675,245	21,414,009
Stormwater Utility Fund	134,487	1,304,036	729,134	-	-	590,691	1,253,791	4,012,139
Solid Waste Fund	839,400	7,032,868	1,055,000	-	-	1,748,376	8,379,663	19,055,307
Key West Bight Fund	1,466,391	7,659,162	4,520,508	-	-	5,729,977	8,659,552	28,035,590
Transit System Fund	3,499,418	1,657,951	50,000	-	-	502,925	81,040	5,791,334
Garrison Bight Fund	1,022,136	1,137,262	2,038,500	-	-	518,172	1,392,675	6,108,745
<b>TOTAL ENTERPRISE FUNDS</b>	<b>7,341,144</b>	<b>26,388,874</b>	<b>11,488,142</b>	<b>-</b>	<b>1,791,343</b>	<b>9,965,655</b>	<b>27,441,966</b>	<b>84,417,124</b>
<b>INTERNAL SERVICE FUNDS</b>								
Insurance Programs Fund	179,876	14,247,504	-	-	-	477,755	2,208,286	17,113,421
<b>TOTAL INTERNAL SERVICE FUNDS</b>	<b>179,876</b>	<b>14,247,504</b>	<b>-</b>	<b>-</b>	<b>-</b>	<b>477,755</b>	<b>2,208,286</b>	<b>17,113,421</b>
<b>GRAND TOTAL ALL FUNDS</b>	<b>\$ 57,454,502</b>	<b>\$ 55,801,670</b>	<b>\$ 37,812,417</b>	<b>\$ 650,000</b>	<b>\$ 1,791,343</b>	<b>\$ 19,416,723</b>	<b>\$ 52,924,074</b>	<b>\$ 225,850,729</b>

# CITY OF KEY WEST

## FY 22/23 Budget Staffing Levels with Ten Year History

	Full Time Equivalents by Fiscal Year										Sus	Del	Budget	Budget	Net
	12-13	13-14	14-15	15-16	16-17	17-18	18-19	19-20	20-21	20-21	20-21	21-22	22-23	Change	
<b>General Fund</b>															
City Commission*	1.00	0.50	0.50	1.00	1.00	1.00	1.00	1.75	1.00	-	-	1.00	1.00	-	
City Manager	6.00	7.00	7.00	7.00	6.00	6.00	6.00	6.00	6.00	1.00	-	7.00	8.00	1.00	
City Clerk	3.00	3.50	3.50	3.00	3.00	4.00	4.00	4.00	3.00	1.00	-	3.00	3.00	-	
Citizens Review Board	1.00	1.00	1.00	1.00	1.00	1.00	1.00	1.00	1.00	-	-	1.00	1.00	-	
Parking	15.55	14.55	14.55	15.05	15.55	15.55	15.55	17.55	16.55	1.00	-	19.05	19.05	-	
Finance	13.50	10.50	11.50	12.50	13.50	13.50	11.50	11.50	10.50	1.00	-	11.00	12.00	1.00	
Human Resources	5.00	5.00	5.00	5.00	5.00	6.00	5.50	5.50	4.00	-	1.50	5.00	5.00	-	
Information Technology	8.00	8.00	9.00	10.00	11.00	9.00	8.00	7.00	5.00	2.00	-	7.25	7.25	-	
City Attorney	5.00	6.00	6.00	6.00	6.00	6.00	5.50	5.50	5.50	-	-	5.50	6.00	0.50	
City Planner	10.00	11.00	11.00	12.00	12.00	10.00	10.00	11.00	10.50	1.00	-	11.20	12.00	0.80	
Fleet Maintenance	6.00	6.00	6.00	7.00	7.00	7.00	7.00	7.00	7.00	-	-	7.00	7.00	-	
Public Works	45.98	49.00	48.75	48.75	52.75	52.00	52.00	52.00	46.50	5.50	-	52.00	52.00	-	
Engineering	6.00	4.00	5.00	5.00	5.00	4.00	4.00	4.75	4.00	-	-	2.00	2.00	-	
Facilities Maintenance	9.00	9.00	9.00	9.00	9.00	9.00	9.00	9.00	9.00	-	-	9.00	9.00	-	
Disaster Recovery	0.63	0.80	1.00	0.10	0.10	0.10	0.10	0.10	0.10	-	-	0.10	0.10	-	
Police and Marine Div	126.00	126.00	126.00	126.00	126.00	128.50	130.50	130.50	122.00	8.50	-	127.50	131.50	4.00	
Fire Department	71.50	71.50	71.50	71.50	71.50	71.50	71.50	71.50	69.50	2.00	-	71.50	77.50	6.00	
Building Services	11.00	12.00	12.00	12.90	12.90	13.90	13.90	14.90	11.90	2.00	1.00	13.20	13.90	0.70	
Code Compliance	8.00	9.00	9.00	10.00	11.00	13.00	13.00	13.00	11.00	1.00	-	12.50	13.00	0.50	
EMS	-	-	16.00	17.00	17.00	17.00	17.00	17.00	17.00	-	-	17.00	20.00	3.00	
EOC	0.50	0.50	0.50	0.50	0.50	0.50	0.50	0.50	0.50	-	-	0.50	0.50	-	
Port Operations	2.00	3.50	3.25	3.25	3.25	3.25	4.00	4.00	4.00	-	-	3.00	2.00	(1.00)	
Parks and Recreation	31.25	31.75	31.75	31.75	32.75	31.75	31.75	31.75	29.75	2.00	-	32.75	32.75	-	
<b>Total General Fund</b>	<b>385.91</b>	<b>390.10</b>	<b>408.80</b>	<b>415.30</b>	<b>422.80</b>	<b>423.55</b>	<b>422.30</b>	<b>426.80</b>	<b>395.30</b>	<b>28.00</b>	<b>2.50</b>	<b>419.05</b>	<b>435.55</b>	<b>16.50</b>	

# CITY OF KEY WEST

## FY 22/23 Budget Staffing Levels with Ten Year History

	Full Time Equivalents by Fiscal Year										Sus	Del	Budget	Budget	Net
	12-13	13-14	14-15	15-16	16-17	17-18	18-19	19-20	20-21	20-21	20-21	21-22	22-23	Change	
<b>Other Funds</b>															
Infrastructure Surtax	-	1.00	1.00	1.00	1.00	2.00	2.00	2.00	2.00	-	-	3.00	3.00	-	
Internal Improvements	4.00	5.00	5.00	5.00	5.00	5.00	5.00	5.00	5.00	-	-	5.00	5.00	-	
Affordable Housing												-	1.00	1.00	
Truman Waterfront	-	-	-	-	-	5.00	6.50	6.50	5.00	1.50	-	6.50	6.50	-	
Adaptation & Sustainability	-	-	-	-	-	-	-	-	-	-	-	2.00	2.00	-	
Transportation Alternative	-	-	-	-	-	9.00	8.00	8.00	1.00	-	-	1.00	1.00	-	
Capital Projects	-	1.00	1.00	1.00	1.00	1.00	1.00	1.00	1.00	-	-	1.00	1.00	-	
Sewer	4.00	3.70	3.70	2.20	2.20	2.20	2.20	2.20	2.20	-	-	3.40	3.40	-	
Stormwater Utility	1.00	0.60	0.60	0.60	0.60	0.60	0.60	0.60	0.60	-	-	1.20	1.20	-	
Solid Waste	10.00	10.70	6.70	4.20	4.20	4.20	4.20	4.20	4.20	-	-	6.40	6.40	-	
Key West Bight	17.25	15.58	17.35	19.25	18.25	20.25	17.50	19.50	19.50	-	-	20.50	20.00	(0.50)	
Transit System	28.50	27.30	28.50	28.50	29.50	29.50	28.50	32.50	35.50	4.00	-	39.50	39.50	-	
Garrison Bight	9.75	10.42	10.65	10.75	11.75	11.75	12.50	13.50	12.50	1.00	-	14.25	13.75	(0.50)	
Insurance	2.00	2.00	2.00	2.00	2.00	2.00	2.00	2.00	2.00	-	-	2.00	2.00	-	
Bahama/Caroline TIF	-	-	-	-	-	-	0.50	0.50	0.50	-	-	0.50	1.00	0.50	
Navy Outer Mole	1.00	-	-	-	-	-	-	-	-	-	-	-	-	-	
<b>Total Other Funds</b>	<b>77.50</b>	<b>77.30</b>	<b>76.50</b>	<b>74.50</b>	<b>75.50</b>	<b>92.50</b>	<b>90.50</b>	<b>97.50</b>	<b>91.00</b>	<b>6.50</b>	<b>-</b>	<b>106.25</b>	<b>106.75</b>	<b>0.50</b>	
<b>Total All Funds</b>	<b>463.41</b>	<b>467.40</b>	<b>485.30</b>	<b>489.80</b>	<b>498.30</b>	<b>516.05</b>	<b>512.80</b>	<b>524.30</b>	<b>486.30</b>	<b>34.50</b>	<b>2.50</b>	<b>525.30</b>	<b>542.30</b>	<b>17.00</b>	

\*Excludes elected officials

**CITY OF KEY WEST**  
**FY 22/23 STAFFING LEVELS**  
**WITH EXPLANATION OF CHANGES**

FTE's (Full Time Equivalentents)	FY20/21			FY 21/22		FY 22/23
	Adopted FY 20/21 Budget	Transfers, Release Positions & Salary Split Adjustme nts	New/ (Deleted) Positions	Adopted FY 21/22 Budget	New/ (Deleted) Positions	Adopted FY 22/23 Budget
<b>General Fund</b>						
City Commission*	1.00	-	-	1.00	-	1.00
City Manager	6.00	1.00	-	7.00	1.00	8.00
City Clerk	3.00	1.00	(1.00)	3.00	-	3.00
Citizens Review Board	1.00	-	-	1.00	-	1.00
Parking	16.55	1.50	1.00	19.05	-	19.05
Finance	10.50	0.50	-	11.00	1.00	12.00
Human Resources	4.00	-	1.00	5.00	-	5.00
Information Technology	5.00	2.00	0.25	7.25	-	7.25
City Attorney	5.50	-	-	5.50	0.50	6.00
City Planner	10.50	(0.30)	1.00	11.20	0.80	12.00
Fleet Maintenance	7.00	-	-	7.00	-	7.00
Public Works	46.50	5.50	-	52.00	-	52.00
Engineering	4.00	(1.00)	(1.00)	2.00	-	2.00
Facilities Maintenance	9.00	-	-	9.00	-	9.00
Disaster Recovery	0.10	-	-	0.10	-	0.10
Police and Marine Div	122.00	4.50	1.00	127.50	4.00	131.50
Fire	69.50	2.00	-	71.50	6.00	77.50
Building Services	11.90	1.30	-	13.20	0.70	13.90
Code Compliance	11.00	1.50	-	12.50	0.50	13.00
EMS	17.00	-	-	17.00	3.00	20.00
EOC	0.50	-	-	0.50	-	0.50
Port Operations	4.00	(1.00)	-	3.00	(1.00)	2.00
Parks and Recreation	29.75	2.00	1.00	32.75	-	32.75
<b>Total General Fund</b>	<b>395.30</b>	<b>20.50</b>	<b>3.25</b>	<b>419.05</b>	<b>16.50</b>	<b>435.55</b>

**CITY OF KEY WEST**  
**FY 22/23 STAFFING LEVELS**  
**WITH EXPLANATION OF CHANGES**

<b>FTE's (Full Time Equivalentents)</b>						
	<b>Adopted FY 20/21 Budget</b>	<b>FY20/21 Transfers, Release Positions &amp; Salary Split Adjustme nts</b>	<b>FY 21/22 New/ (Deleted) Positions</b>	<b>Adopted FY 21/22 Budget</b>	<b>FY 22/23 New/ (Deleted) Positions</b>	<b>Adopted FY 22/23 Budget</b>
<b>Other Funds</b>						
Infrastructure Surtax	2.00	-	1.00	3.00	-	3.00
Internal Improvements	5.00	-	-	5.00	-	5.00
Affordable Housing	-	-	-	-	1.00	1.00
Truman Waterfront	5.00	1.50	-	6.50	-	6.50
Adaptation & Sustainability	-	-	2.00	2.00	-	2.00
Transportation Alternative	1.00	-	-	1.00	-	1.00
Capital Projects	1.00	-	-	1.00	-	1.00
Sewer	2.20	0.40	0.80	3.40	-	3.40
Stormwater Utility	0.60	0.20	0.40	1.20	-	1.20
Solid Waste	4.20	0.40	1.80	6.40	-	6.40
Key West Bight	19.50	-	1.00	20.50	(0.50)	20.00
Transit System	35.50	4.00	-	39.50	-	39.50
Garrison Bight	12.50	1.00	0.75	14.25	(0.50)	13.75
Insurance	2.00	-	-	2.00	-	2.00
Bahama/Caroline TIF	0.50	-	-	0.50	0.50	1.00
Navy Outer Mole	-	-	-	-	-	-
<b>Total Other Funds</b>	<b>91.00</b>	<b>7.50</b>	<b>7.75</b>	<b>106.25</b>	<b>0.50</b>	<b>106.75</b>
<b>Total All City Funds</b>	<b>486.30</b>	<b>28.00</b>	<b>11.00</b>	<b>525.30</b>	<b>17.00</b>	<b>542.30</b>

\*Excludes elected officials

**FY 2022/2023 Staffing Levels with  
Explanation of Changes (cont.)**

**General Fund**

City Manager	1.00 Add Special Projects Coordinator
Finance	1.00 Transfer Department Auditor - Contract Administration from Port
City Attorney	0.50 Reclass Legal Assistant/CRA Manager to Paralegal
City Planner	-0.20 Delete Plans Reviewer/HARC Inspector 1.00 Add HARC Inspector
Police Department	4.00 Add 4 Officer I
Fire Department	6.00 Add 6 Firefighter I
Building	0.50 Transfer .5 Senior Administrative Coordinator from Code Compliance 0.20 Adjust Partial Plans Reviewer/Building Inspector to 1 FTE
Code Compliance	-0.50 Transfer .5 Senior Administrative Coordinator to Building 1.00 Add Code Compliance Inspector - Transient
EMS	3.00 Add 3 Firefighter I - EMS Dept
Port Operations	-1.00 Transfer Department Auditor - Contract Administration to Finance

**Total General Fund            16.50**

**Other Funds**

<b>Affordable Housing</b>	1.00 Add Community Development Program Manager
<b>Key West Bight</b>	-0.50 Delete Marina Manager
<b>Garrison Bight</b>	-0.50 Delete Marina Manager
<b>Bahama/Caroline TIF</b>	0.50 Reclass Part Time CRA Manager to Full Time

**Total Other Funds            0.50**

**Total All City Funds        17.00**

**CITY OF KEY WEST**  
**FY 22/23 General Fund Division Expenditures by Category**  
**with Comparisons to Prior Fiscal Year**

<b>GENERAL FUND</b>	<b>Personnel Services</b>	<b>Operating Expenditures</b>	<b>Capital Outlay</b>	<b>Grants and Aids</b>	<b>Transfers</b>	<b>Contingency/Reserves</b>	<b>FY 22/23 Division Total</b>	<b>FY 21/22 Division Total</b>	<b>FY 22/23 % Change</b>
<b>General Government</b>									
City Commission	\$ 360,996	\$ 102,780	\$ -	\$ -	\$ -	\$ -	\$ 463,776	\$ 451,494	2.7%
City Manager	1,136,798	112,689	-	-	-	-	1,249,487	1,060,537	17.8%
City Clerk	395,431	106,795	-	-	-	-	502,226	487,998	2.9%
Citizens' Review Board	72,232	30,774	-	-	-	-	103,006	96,960	6.2%
Finance	1,201,372	44,315	-	-	-	-	1,245,687	1,126,446	10.6%
Human Resources	502,529	118,933	-	-	-	-	621,462	495,008	25.5%
Information Technology	745,925	839,559	168,500	-	-	-	1,753,984	1,482,289	18.3%
Key West TV	-	32,050	7,200	-	-	-	39,250	44,450	-11.7%
City Attorney	963,245	76,408	-	-	-	-	1,039,653	899,202	15.6%
City Planner	1,131,135	403,600	-	-	-	-	1,534,735	1,177,457	30.3%
Non-Departmental	(792,056)	2,657,974	-	495,000	2,044,602	17,946,882	22,352,402	14,565,830	53.5%
Civil Service Board	-	7,050	-	-	-	-	7,050	6,550	7.6%
Elections	-	-	-	-	-	-	-	40,000	-100.0%
Fleet Service Mgt	622,441	908,950	75,000	-	-	-	1,606,391	1,253,881	28.1%
Engineering	293,651	35,495	-	-	-	-	329,146	309,400	6.4%
Disaster Recovery	10,443	-	-	-	-	-	10,443	11,080	-5.7%
<b>Total General Government</b>	<b>6,644,142</b>	<b>5,477,372</b>	<b>250,700</b>	<b>495,000</b>	<b>2,044,602</b>	<b>17,946,882</b>	<b>32,858,698</b>	<b>23,508,582</b>	<b>39.8%</b>
<b>Public Safety</b>									
Police Department	16,985,812	917,339	57,290	-	-	-	17,960,441	17,212,623	4.3%
Law Enforcement Grants	-	-	-	-	-	-	-	110,000	-100.0%
Fire Department	10,933,152	487,013	217,035	-	-	-	11,637,200	10,557,798	10.2%
Building Services	1,341,291	87,602	58,593	-	-	-	1,487,486	1,279,364	16.3%
Code Compliance	1,043,045	44,640	-	-	-	-	1,087,685	1,080,481	0.7%
Emergency Preparedness	76,922	23,200	74,900	-	-	-	175,022	92,297	89.6%
Emergency Medical Service	2,635,288	387,982	20,000	-	-	-	3,043,270	2,698,451	12.8%
<b>Total Public Safety</b>	<b>33,015,510</b>	<b>1,947,776</b>	<b>427,818</b>	<b>-</b>	<b>-</b>	<b>-</b>	<b>35,391,104</b>	<b>33,031,014</b>	<b>7.1%</b>
<b>Physical Environment</b>									
Parking	1,381,204	130,750	60,000	-	-	-	1,571,954	1,389,049	13.2%
Public Works	3,685,296	1,040,050	206,000	-	-	-	4,931,346	4,558,518	8.2%
Facilities Maintenance	806,997	961,038	55,000	-	-	-	1,823,035	1,146,965	58.9%
Tree Commission	-	65,064	-	-	-	-	65,064	44,779	45.3%
Port Operations	297,734	42,400	-	-	-	-	340,134	410,228	-17.1%
Truman Waterfront	-	-	-	-	-	-	-	-	0.0%
Parks & Recreation	2,246,026	1,842,910	72,000	-	-	-	4,160,936	3,653,556	13.9%
<b>Total Physical Environment</b>	<b>8,417,257</b>	<b>4,082,212</b>	<b>393,000</b>	<b>-</b>	<b>-</b>	<b>-</b>	<b>12,892,469</b>	<b>11,203,095</b>	<b>15.1%</b>
<b>Human Services</b>									
Homeless Center	-	1,044,553	-	-	-	-	1,044,553	716,098	45.9%
<b>Total Human Services</b>	<b>-</b>	<b>1,044,553</b>	<b>-</b>	<b>-</b>	<b>-</b>	<b>-</b>	<b>1,044,553</b>	<b>716,098</b>	<b>45.9%</b>
<b>TOTAL GENERAL FUND</b>	<b>\$ 48,076,909</b>	<b>\$ 12,551,913</b>	<b>\$ 1,071,518</b>	<b>\$ 495,000</b>	<b>\$ 2,044,602</b>	<b>\$ 17,946,882</b>	<b>\$ 82,186,824</b>	<b>\$ 68,458,789</b>	<b>20.1%</b>

## CITY OF KEY WEST

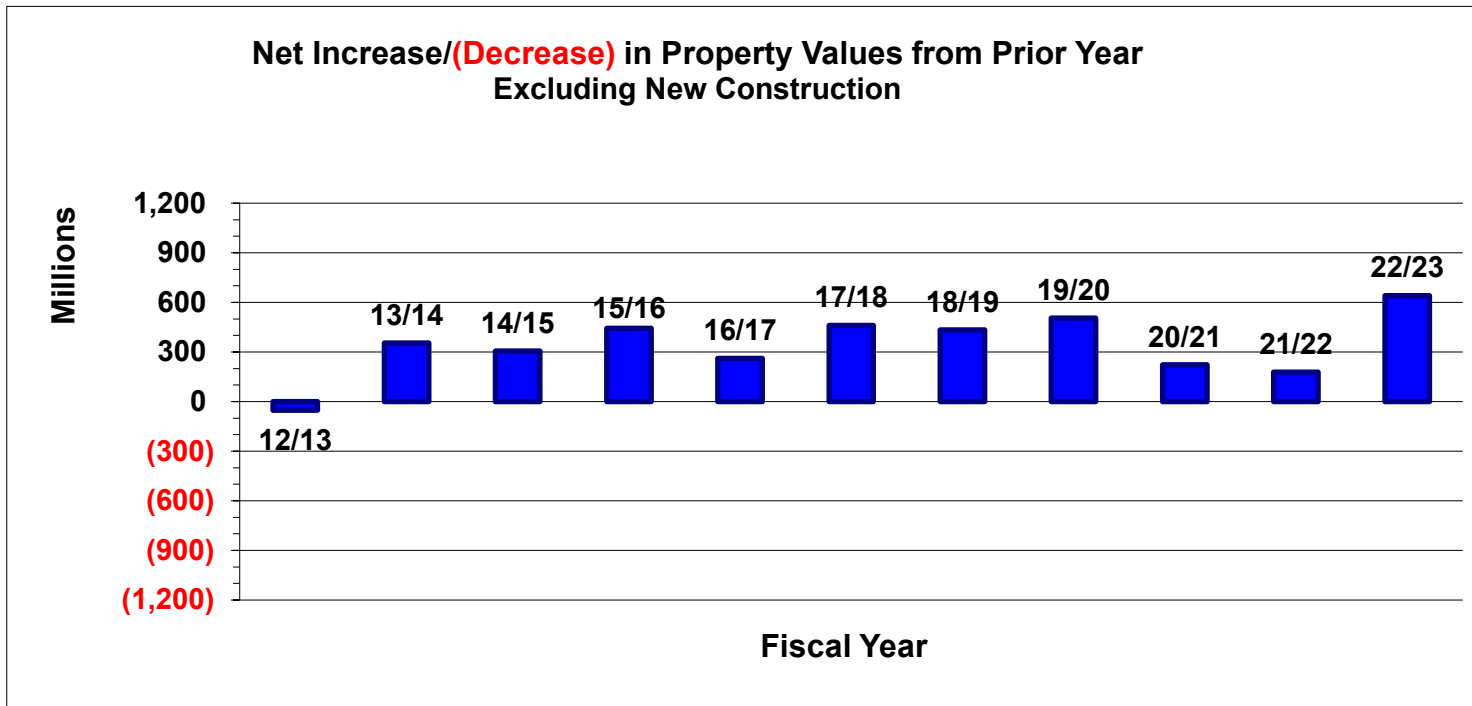
### CHANGE IN ASSESSED PROPERTY VALUES LAST 10 FISCAL YEARS COMPARED TO FY 22/23 CERTIFIED VALUE

FY	Final Value (after VAB)*	Less New Construct	Net Property Value	Net Incr/(Decr) in Value from PY	% Change
12/13	4,933,398,276	5,558,938	4,927,839,338	(52,722,653)	(1.1%)
13/14	5,296,893,349	9,039,859	5,287,853,490	354,455,214	7.2%
14/15	5,620,392,266	17,150,605	5,603,241,661	306,348,312	5.8%
15/16	6,076,764,039	14,016,853	6,062,747,186	442,354,920	7.9%
16/17	6,353,895,944	16,687,128	6,337,208,816	260,444,777	4.3%
17/18	6,859,389,054	45,770,374	6,813,618,680	459,722,736	7.2%
18/19	7,326,198,485	33,581,811	7,292,616,674	433,227,620	6.3%
19/20	7,875,939,988	45,080,996	7,830,858,992	504,660,507	6.9%
20/21	8,117,423,737	18,739,904	8,098,683,833	222,743,845	2.8%
21/22	8,327,211,407	31,626,245	8,295,585,162	178,161,425	2.2%
22/23	8,990,616,159	22,566,681	8,968,049,478	640,838,071	7.7%

\*FY 13/14, FY 14/15 & FY 15/16 are Certified Value including Navy Properties

# CITY OF KEY WEST

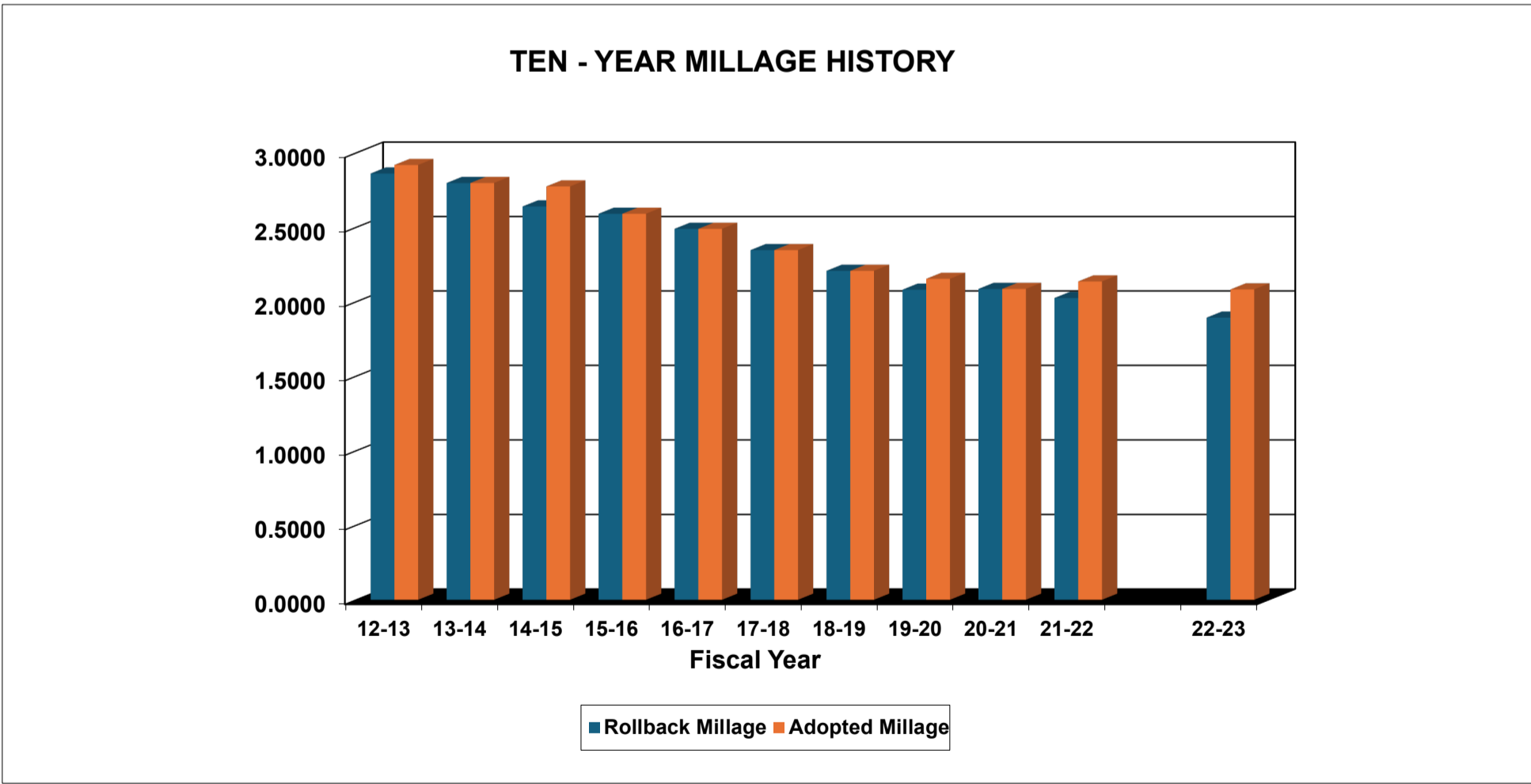
## CHANGE IN ASSESSED PROPERTY VALUES LAST 10 FISCAL YEARS COMPARED TO FY 22/23 CERTIFIED VALUE



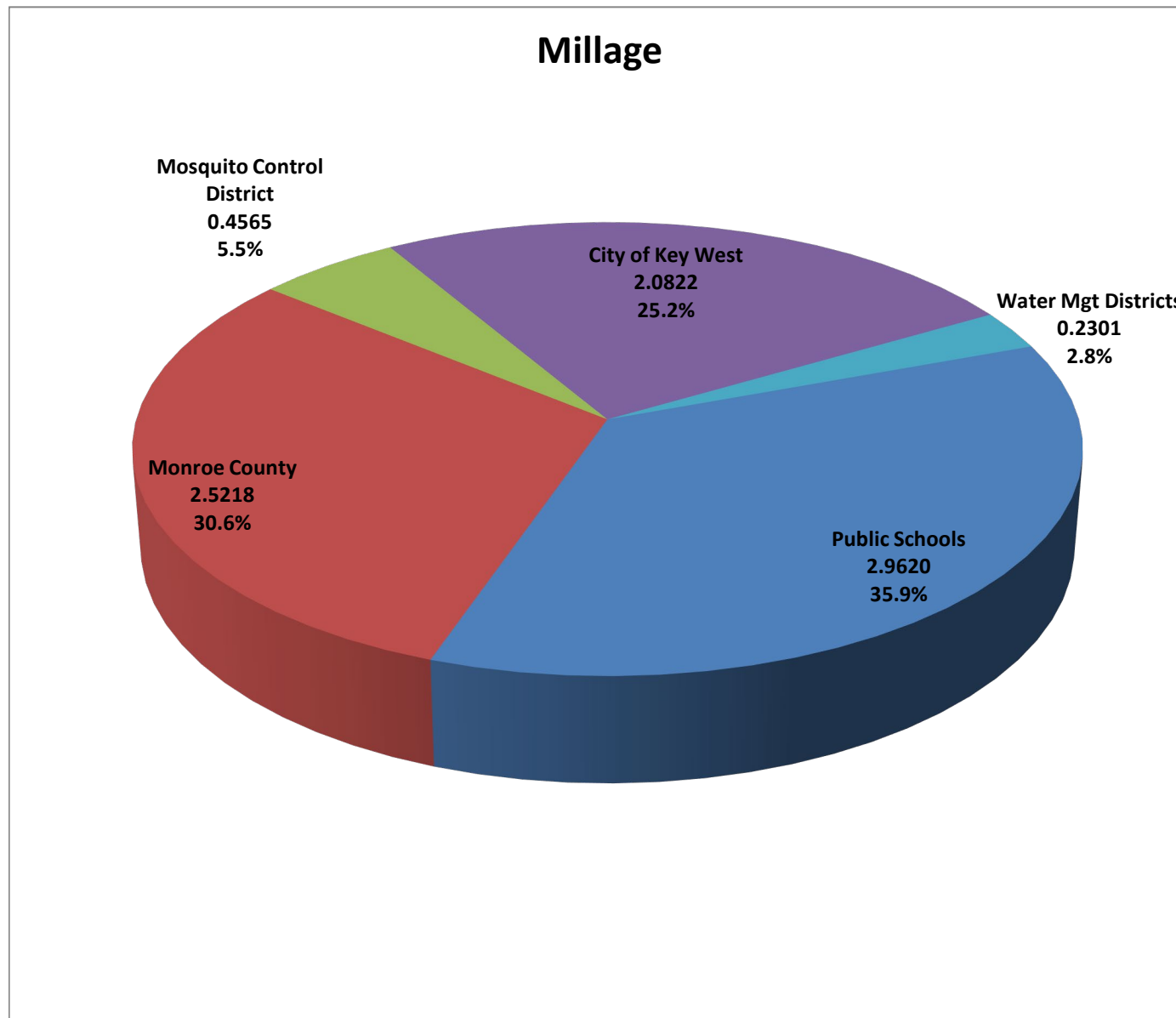
**CITY OF KEY WEST**

**TEN-YEAR HISTORY OF MILLAGE RATES  
COMPARED TO ROLLBACK  
WITH FY 22/23 PROPOSED MILLAGE**

<b>FISCAL YEAR</b>	<b>MILLAGE</b>		<b>% INCREASE OVER ROLLBACK</b>
	<b>ROLLBACK</b>	<b>ADOPTED</b>	
12-13	2.8613	2.9185	2.00%
13-14	2.7976	2.7976	0.00%
14-15	2.6399	2.7743	5.09%
15-16	2.5908	2.5908	0.00%
16-17	2.4896	2.4896	0.00%
17-18	2.3466	2.3466	0.00%
18-19	2.2074	2.2074	0.00%
19-20	2.0807	2.1535	3.50%
20-21	2.0858	2.0858	0.00%
21-22	2.0246	2.1360	5.50%
22-23	1.8929	2.0822	10.00%



**CITY OF KEY WEST**  
**TOTAL PROPOSED MILLAGE**  
**FOR FY 2022/2023**  
**BY TAXING AUTHORITY**



**TOTAL PROPOSED MILLAGE RATE: 8.2526**

**City of Key West, Florida**

**ANNUAL BUDGET  
FISCAL YEAR 2022/2023**

**October 1, 2022 through September 30, 2023**



**MAYOR**

**Teri Johnston**

**CITY COMMISSIONERS**

**Jimmy Weekley**

**Samuel Kaufman**

**Billy Wardlow**

**Gregory Davila**

**Mary Lou Hoover**

**Clayton Lopez**



# General Fund

Purpose: Operate the General Government and provide services to the public  
Revenue: Ad valorem taxes; occupational licenses and building permits; other taxes (sales, communications, etc.); service charges; tourist related taxes and service charges; rents and leases; transfers from other Funds





**City of Key West**  
**Annual Budget**  
**Fiscal Year 2022/2023**

Fund: 001 General Fund  
 Department: 0000 Revenue

Key	Object	Account Description	Category	FY 2019/2020 Actuals	FY 2020/2021 Actuals	FY 2021/2022 Adopted	FY 2021/2022 6 Mth Amnd	FY 2021/2022 6 Mth Actuals	FY 2022/2023 Dept Req	FY 2022/2023 CM Review	FY 2022/2023 CC Adopted
		ARPA - KWPD REPLACE ALL HARD SURFACE FLOORING									\$200,000
		ARPA - KWPD REPLACE VAV (DAMPERS)									\$35,000
		ARPA - KWPD TREADMILL FOR GYM									\$3,995
		ARPA - KWPD/KWFD PERIMTER FENCING									\$35,000
		ARPA - MENORAH (BAYVIEW)									\$15,000
		ARPA - MLK POOL ADA ENCLOSED LIFT									\$40,000
		ARPA - NEOGOV MODULE FOR CITY WIDE TESTING AND RECORDING									\$25,000
		ARPA - PALM AVE FENCE AND GATE REPLACEMENT									\$35,000
		ARPA - PARAMEDIC TRAINING									\$30,000
		ARPA - PARKING PAYSTATIONS									\$60,000
		ARPA - PRINTER/PLOTTER REPLACEMENT (BUILDING)									\$30,000
		ARPA - PROTURF 1060 TURF SWEEPER/VACUUM									\$40,000
		ARPA - PUBLIC WORKS NEW CITY CANS PHASE ONE									\$75,000
		ARPA - RIDING MOWER (PUBLIC WORKS)									\$10,000
		ARPA - SIGNING BONUSES									\$50,000
		ARPA - UNIFORMS FOR YOUTH BASKETBALL LEAGUE									\$7,000
		ARPA - WALK BEHIND MOWER (2) (PUBLIC WORKS)									\$6,000
		ARPA - WATER FOUNTAIN BOTTLE FILLERS AT SPORTS FIELDS									\$18,000
		ARPA - ZOOM ROOM LARGE SYSTEM FOR THE POLICE DEPT TRAINING ROOM									\$5,500
		ARPA - ZOOM ROOM SMALL MAYOR CONF. ROOM									\$2,600
0010000	3316100	Human Serv-Health/Hospitl		\$30,576	\$0	\$0	\$0	\$0	\$0	\$0	\$0
0010000	3316900	Other Human Services		\$0	\$0	\$0	\$0	\$0	\$0	\$0	\$0
0010000	3319000	Other Federal Grants		\$0	\$28,500	\$92,000	\$92,000	\$28,500	\$0	\$50,000	\$50,000
		FDEP - PLANNING EAR									\$50,000
0010000	3342000	Public Safety		\$0	\$0	\$0	\$0	\$0	\$0	\$0	\$0
0010000	3345000	Economic Environment		\$0	\$0	\$0	\$0	\$0	\$0	\$0	\$0
0010000	3345001	FEMA Grant/Reimb		(\$152,516)	\$3,045	\$0	\$0	\$58	\$0	\$0	\$0
0010000	3347200	Recreation		\$0	\$0	\$0	\$0	\$0	\$0	\$0	\$0
0010000	3349000	Other State Grants		\$0	\$44,000	\$0	\$5,370	\$52,009	\$0	\$0	\$0
0010000	3351200	Municipal Revenue Sharing		\$1,330,865	\$1,533,354	\$1,573,573	\$1,573,573	\$718,079	\$1,575,000	\$1,915,971	\$1,979,019
0010000	3351400	Mobile Home Licenses		\$8,203	\$9,738	\$8,000	\$8,000	\$5,374	\$8,000	\$8,000	\$8,000
0010000	3351500	Alcoholic Beverage Licens		\$100,963	\$131,037	\$110,000	\$110,000	\$11,850	\$125,000	\$125,000	\$135,000
0010000	3351800	Local Gov't 1/2 Sales Tx		\$4,245,035	\$6,049,292	\$5,217,368	\$5,217,368	\$3,123,185	\$5,300,000	\$5,705,423	\$5,958,599
0010000	3352000	Public Safety-FF Suppl Comp		\$12,988	\$18,721	\$20,000	\$20,000	\$9,580	\$20,000	\$20,000	\$20,000
0010000	3354900	Motor Fuel Tax Rebate		\$20,222	\$21,560	\$15,000	\$15,000	\$9,964	\$20,000	\$20,000	\$20,000
0010000	3376100	Human Services		\$0	\$1,356,360	\$0	\$0	\$0	\$0	\$0	\$0
0010000	3377001	TDC Grant		\$790,500	\$790,500	\$790,500	\$790,500	\$387,000	\$828,333	\$790,500	\$790,500
		BEACH CLEANING									\$790,500
0010000	3379000	Other Grants		\$748,231	\$887,031	\$984,393	\$984,393	\$570,063	\$1,002,344	\$1,002,344	\$1,002,344
		FIRE ACADEMY									\$50,000
		SCHOOL RESOURCE OFFICERS									\$952,344
0010000	3380100	Occupational Licenses		\$121,383	\$125,878	\$150,000	\$150,000	\$62,602	\$150,000	\$150,000	\$150,000

**City of Key West**

**Annual Budget**

**Fiscal Year 2022/2023**

Fund: 001 General Fund  
 Department: 0000 Revenue

Key	Object	Account Description	Category	FY 2019/2020 Actuals	FY 2020/2021 Actuals	FY 2021/2022 Adopted	FY 2021/2022 6 Mth Amnd	FY 2021/2022 6 Mth Actuals	FY 2022/2023 Dept Req	FY 2022/2023 CM Review	FY 2022/2023 CC Adopted
0010000	3390100	Key West Housing Auth		\$83,340	\$0	\$80,000	\$80,000	\$142,804	\$80,000	\$80,000	\$80,000
0010000	3390200	City Electric System		\$498,121	\$495,706	\$557,182	\$557,182	\$565,059	\$590,716	\$590,716	\$590,716
<b>InterGovernmental Revenue</b>				<b>\$9,090,043</b>	<b>\$11,691,251</b>	<b>\$9,734,016</b>	<b>\$9,739,386</b>	<b>\$5,819,403</b>	<b>\$9,699,393</b>	<b>\$12,323,114</b>	<b>\$14,775,295</b>
0010000	3419100	Planning Fees		\$167,650	\$353,166	\$400,000	\$400,000	\$207,839	\$377,000	\$377,000	\$377,000
0010000	3419300	Certification-Copying-etc		\$322	\$3,581	\$500	\$500	\$1,381	\$2,500	\$2,500	\$2,500
0010000	3419400	Election Qualifying Fees		\$4,225	\$0	\$0	\$0	\$0	\$0	\$0	\$0
0010000	3419700	Chargebacks-FMT Labor		\$22,606	\$15,671	\$25,000	\$25,000	\$0	\$25,000	\$25,000	\$25,000
0010000	3421200	Police False Alarm Fees		\$38,464	\$17,965	\$25,000	\$25,000	\$1,549	\$5,000	\$5,000	\$10,000
0010000	3422000	Fire Plan Review		\$103,052	\$86,896	\$80,000	\$80,000	\$61,473	\$90,000	\$90,000	\$100,000
0010000	3422100	Fire Inspection Fees		\$233,310	\$247,025	\$200,000	\$200,000	\$127,021	\$225,000	\$225,000	\$250,000
0010000	3422200	Fire False Alarm Fees		\$550	\$115	\$400	\$400	\$0	\$0	\$0	\$0
0010000	3426000	Ambulance Fees		\$803,436	\$1,078,573	\$1,200,000	\$1,200,000	\$732,819	\$1,200,000	\$1,200,000	\$1,200,000
0010000	3429000	Other Public Safety Fees		\$2,365	\$1,510	\$1,000	\$1,000	\$1,070	\$2,000	\$2,000	\$2,000
0010000	3429300	Special Events		\$30,119	\$5,702	\$25,000	\$25,000	\$27,711	\$50,000	\$50,000	\$75,000
0010000	3438000	Cemetery Fees		\$32,955	\$45,958	\$17,500	\$37,500	\$34,287	\$45,000	\$45,000	\$45,000
0010000	3438100	Cemetery Vault Fees		\$64,402	\$56,107	\$60,000	\$60,000	\$61,049	\$70,000	\$70,000	\$70,000
0010000	3438200	Right of Way Fees		\$44,038	\$45,950	\$50,000	\$50,000	\$30,660	\$50,000	\$82,900	\$82,900
0010000	3442100	Cruiseport Utilities		\$893	\$0	\$0	\$0	\$0	\$0	\$0	\$0
0010000	3442200	Disembarkation - Mallory		\$461,135	\$0	\$44,032	\$44,032	\$22,043	\$0	\$0	\$0
0010000	3442400	Disembarkation - Pier B		\$808,909	\$0	\$0	\$0	\$32,501	\$835,022	\$1,085,528	\$1,169,030
0010000	3442600	Disembarkation-Outer Mole		\$2,236,032	\$0	\$0	\$0	\$0	\$0	\$0	\$0
0010000	3442800	Navy Outer Mole Surcharge		(\$578,234)	\$0	\$0	\$0	\$0	\$0	\$0	\$0
0010000	3445100	Meters		\$4,141,685	\$5,925,225	\$7,861,414	\$7,861,414	\$3,176,977	\$6,846,101	\$6,956,101	\$6,956,101
GENERAL FUND METERS											
ADDITIONAL METER REVENUE - ELIZABETH AND WHITEHEAD STREETS - 6 MONTHS											
\$6,846,101											
\$110,000											
0010000	3445101	Meters - Affordable Housing		(\$303,121)	\$0	(\$476,251)	(\$476,251)	(\$31,230)	(\$410,766)	(\$410,766)	(\$410,766)
0010000	3445102	Meters - Transportation Altern		(\$250,077)	(\$372,928)	(\$357,188)	(\$357,188)	(\$25,765)	(\$342,305)	(\$342,305)	(\$342,305)
0010000	3445103	Meters - Truman Waterfront		(\$290,916)	(\$447,400)	(\$452,494)	(\$452,494)	(\$21,080)	(\$273,844)	(\$273,844)	(\$273,844)
0010000	3445400	Residential		\$185,426	\$193,924	\$430,000	\$430,000	\$233,397	\$350,000	\$360,000	\$310,000
RESIDENTIAL PERMITS											
OTHER RESIDENTIAL PERMIT SALES											
\$300,000											
\$10,000											
0010000	3445500	Commercial		\$229,623	\$221,700	\$345,000	\$345,000	\$174,700	\$345,000	\$300,000	\$345,000
EMPLOYEE ASSISTANCE PERMITS											
\$345,000											
0010000	3472000	Recreation		\$150	\$0	\$0	\$0	\$0	\$0	\$6,000	\$6,000
ISLAND CITY TENNIS CONCESSION AGREEMENT											
\$6,000											
<b>Charges For Services</b>				<b>\$8,189,001</b>	<b>\$7,478,739</b>	<b>\$9,478,913</b>	<b>\$9,498,913</b>	<b>\$4,848,403</b>	<b>\$9,490,708</b>	<b>\$9,855,114</b>	<b>\$9,998,616</b>

**City of Key West**  
**Annual Budget**  
**Fiscal Year 2022/2023**

Fund: 001 General Fund  
 Department: 0000 Revenue

Key	Object	Account Description	Category	FY 2019/2020 Actuals	FY 2020/2021 Actuals	FY 2021/2022 Adopted	FY 2021/2022 6 Mth Amnd	FY 2021/2022 6 Mth Actuals	FY 2022/2023 Dept Req	FY 2022/2023 CM Review	FY 2022/2023 CC Adopted
0010000	3510100	Court Fines		\$58,505	\$27,663	\$75,000	\$75,000	\$18,891	\$50,000	\$50,000	\$50,000
0010000	3510200	Fines/Restitution		\$2,460	\$1,645	\$2,000	\$2,000	\$910	\$2,000	\$2,000	\$2,000
0010000	3510300	Parking Fine		\$541,731	\$551,943	\$600,000	\$600,000	\$296,842	\$600,000	\$650,000	\$625,000
0010000	3510301	Accessible Parking Fine		\$6,000	\$3,250	\$8,000	\$8,000	\$0	\$5,000	\$8,000	\$8,000
0010000	3510400	Police Education		\$7,460	\$19,102	\$10,000	\$10,000	\$1,857	\$10,000	\$5,000	\$5,000
0010000	3540100	Code Enforcement		\$80,496	\$76,120	\$80,000	\$80,000	\$21,268	\$100,000	\$100,000	\$100,000
0010000	3540300	Building		\$0	\$0	\$1,000	\$1,000	\$250	\$1,000	\$1,000	\$1,000
<b>Fines &amp; Forfeitures</b>				<b>\$696,652</b>	<b>\$679,723</b>	<b>\$776,000</b>	<b>\$776,000</b>	<b>\$340,018</b>	<b>\$768,000</b>	<b>\$816,000</b>	<b>\$791,000</b>
0010000	3610000	Interest Earnings		\$212,174	\$46,441	\$20,000	\$20,000	\$1,804	\$20,000	\$20,000	\$35,000
0010000	3620100	Island Tennis		\$1,120	\$1,122	\$1,100	\$1,100	\$561	\$1,100	\$0	\$0
0010000	3620200	Key West Players		\$3,418	\$3,418	\$3,150	\$3,150	\$3,418	\$3,460	\$3,460	\$3,460
0010000	3620300	Tropical Shell & Gift		\$456,999	\$532,337	\$541,435	\$541,435	\$165,321	\$484,000	\$484,000	\$575,000
0010000	3620400	A-1 Boatworks		\$48,199	\$67,034	\$71,500	\$71,500	\$42,515	\$74,800	\$76,140	\$76,140
0010000	3620500	Garrison Bight-Angelfish		\$19,296	\$8,465	\$11,000	\$11,000	\$3,754	\$12,000	\$12,000	\$12,000
0010000	3620600	South Beach Restaurant		\$389,161	\$419,046	\$460,300	\$460,300	\$167,185	\$488,000	\$488,000	\$520,000
0010000	3620700	Cable Hut		\$3,623	\$0	\$0	\$0	\$0	\$0	\$0	\$0
0010000	3620800	Garrison Bight-Land		\$25,072	\$22,314	\$25,900	\$25,900	\$8,804	\$27,800	\$27,800	\$27,800
0010000	3620900	GRM Enterprises		\$103,158	\$162,407	\$173,100	\$173,100	\$85,247	\$173,100	\$176,165	\$176,165
0010000	3621000	Corner Lot GBM SMI LLC		\$0	\$0	\$0	\$0	\$0	\$73,400	\$73,400	\$73,400
0010000	3621100	Key West Art Center		\$2,448	\$2,640	\$2,400	\$2,400	\$1,204	\$2,600	\$2,600	\$2,600
0010000	3621200	Comcast Microwave Tower		\$30,546	\$37,268	\$35,400	\$35,400	\$17,676	\$36,400	\$36,400	\$36,400
0010000	3621300	Sunset Water Sports		\$59,451	\$124,378	\$63,000	\$63,000	\$46,716	\$67,000	\$97,000	\$97,000
0010000	3621500	Tropical Soup Corp.		\$65,828	\$0	\$0	\$0	\$22,651	\$0	\$0	\$0
0010000	3621600	K W Resort Golf Course		\$99,553	\$100,663	\$103,000	\$103,000	\$131,679	\$113,000	\$113,000	\$113,000
0010000	3621700	Cultural Pres Society		\$57,573	\$39,104	\$75,300	\$75,300	\$38,977	\$80,500	\$80,500	\$80,500
0010000	3622000	Green Market		\$0	\$2,400	\$4,500	\$4,500	\$4,500	\$0	\$0	\$0
0010000	3622500	Simonton Beach Enterprise		\$29,350	\$54,727	\$48,600	\$48,600	\$9,840	\$54,800	\$54,800	\$54,800
0010000	3622700	Cayo Hueso Partners		\$294,026	\$415,849	\$437,300	\$437,300	\$191,892	\$462,400	\$462,400	\$462,400
0010000	3623000	Cooke Communications		\$21,217	\$0	\$0	\$0	\$9,914	\$0	\$0	\$0
0010000	3629000	Misc Yearly Leases		\$0	\$0	\$0	\$0	\$11	\$0	\$0	\$0
0010000	3629900	Other Rents & Royalties		\$795	\$430	\$0	\$0	\$850	\$0	\$0	\$0
0010000	3640000	Disposition-Fixed Assets		\$0	\$0	\$0	\$3,640,000	\$3,640,000	\$0	\$0	\$0
0010000	3650000	Sale of Surplus/Scrap Mat		\$35,000	\$0	\$25,000	\$25,000	\$0	\$0	\$0	\$0
0010000	3660100	Tree Commission Donations		\$46,195	\$44,525	\$0	\$0	\$15,695	\$0	\$0	\$0
0010000	3660200	Private Contributions		\$14,000	\$3,020	\$0	\$10,580	\$10,580	\$0	\$0	\$0
0010000	3660400	Mounted Patrol Donations		\$44,873	\$15,297	\$0	\$0	\$2,750	\$0	\$0	\$0
0010000	3690000	Other Misc Revenues		\$72,919	\$65,928	\$150,000	\$150,000	\$30,369	\$0	\$125,000	\$50,000
OTHER MISC REVENUES											\$50,000
0010000	3699000	Proceeds/Subrogation		\$849,914	\$100,480	\$0	\$0	\$0	\$0	\$0	\$0



**City of Key West**  
**Annual Budget**  
**Fiscal Year 2022/2023**

Fund: 001 General Fund  
 Department: 0000 Revenue

Key	Object	Account Description	Category	FY 2019/2020 Actuals	FY 2020/2021 Actuals	FY 2021/2022 Adopted	FY 2021/2022 6 Mth Amnd	FY 2021/2022 6 Mth Actuals	FY 2022/2023 Dept Req	FY 2022/2023 CM Review	FY 2022/2023 CC Adopted
0010000	3814020	Stormwater Utility		\$179,753	\$204,502	\$559,443	\$559,443	\$188,615	\$250,165	\$432,379	\$432,379
		STORMWATER LOAN REPAYMENT									\$182,214
		TRANSFER TO GENERAL FUND FOR INDIRECT COST ALLOCATION AND FRANCHISE RIGHT OF WAY FEES									\$250,165
0010000	3814030	Solid Waste		\$1,843,742	\$1,831,955	\$1,728,339	\$1,728,339	\$864,170	\$1,748,376	\$1,748,376	\$1,748,376
		TRANSFER TO GENERAL FUND FOR INDIRECT COST ALLOCATION, PAYMENT IN LIEU OF TAXES, AND FRANCHISE RIGHT OF WAY FEES									\$1,748,376
0010000	3814050	Key West Bight		\$2,950,316	\$4,453,605	\$5,446,645	\$5,446,645	\$2,723,323	\$1,472,316	\$5,729,977	\$5,729,977
		EXCESS REVENUE TRANSFER									\$4,250,000
		TRANSFER TO GENERAL FUND FOR INDIRECT COST ALLOCATION, PAYMENT IN LIEU OF TAXES, AND FRANCHISE RIGHT OF WAY FEES									\$1,479,977
0010000	3814110	Transit		\$436,454	\$408,394	\$408,973	\$408,973	\$204,471	\$462,177	\$502,925	\$502,925
		TRANSFER TO GENERAL FUND FOR INDIRECT COST ALLOCATION, PAYMENT IN LIEU OF TAXES, AND FRANCHISE RIGHT OF WAY FEES									\$502,925
0010000	3814130	Garrison Bight		\$360,407	\$391,695	\$445,204	\$445,204	\$222,602	\$522,294	\$518,172	\$518,172
		TRANSFER TO GENERAL FUND FOR INDIRECT COST ALLOCATION, PAYMENT IN LIEU OF TAXES, AND FRANCHISE RIGHT OF WAY FEES									\$518,172
0010000	3815020	Insurance Programs		\$479,252	\$2,143,954	\$410,089	\$410,089	\$205,044	\$477,755	\$477,755	\$477,755
		TRANSFER TO GENERAL FUND FOR INDIRECT COST ALLOCATION									\$477,755
0010000	3816010	Bahama Village TIF		\$33,772	\$40,347	\$43,097	\$43,097	\$21,549	\$55,710	\$55,710	\$55,710
		TRANSFER TO GENERAL FUND FOR INDIRECT COST ALLOCATION									\$55,710
0010000	3816030	Caroline Street TIF		\$15,840	\$19,606	\$31,537	\$31,537	\$15,768	\$41,860	\$41,860	\$41,860
		TRANSFER TO GENERAL FUND FOR INDIRECT COST ALLOCATION									\$41,860
0010000	3899001	Fund Balance		\$0	\$0	\$10,691,760	\$11,066,463	\$0	\$15,386,444	\$17,024,893	\$15,759,189
		OPERATING RESERVE - 90 DAYS									\$15,759,189
0010000	3899107	Tree Commission		\$0	\$0	\$44,779	\$44,779	\$0	\$68,454	\$65,064	\$65,064
<b>Other Sources</b>				<b>\$8,841,846</b>	<b>\$11,843,024</b>	<b>\$22,416,350</b>	<b>\$22,791,053</b>	<b>\$5,748,783</b>	<b>\$22,278,407</b>	<b>\$29,866,600</b>	<b>\$28,500,687</b>
<b>General Fund Revenue - Total</b>				<b>\$51,351,668</b>	<b>\$55,695,930</b>	<b>\$68,458,789</b>	<b>\$72,509,442</b>	<b>\$40,030,589</b>	<b>\$67,787,468</b>	<b>\$79,793,568</b>	<b>\$82,186,824</b>

**City of Key West**  
**Annual Budget**  
**Fiscal Year 2022/2023**

Fund: 001 General Fund  
Department: 1101 City Commission

Key	Object	Account Description	Category	FY 2019/2020 Actuals	FY 2020/2021 Actuals	FY 2021/2022 Adopted	FY 2021/2022 6 Mth Amnd	FY 2021/2022 6 Mth Actuals	FY 2022/2023 Dept Req	FY 2022/2023 CM Review	FY 2022/2023 CC Adopted
0011101	5111200	Regular Salaries & Wages		\$176,490	\$186,042	\$196,395	\$196,395	\$91,393	\$199,090	\$199,090	\$204,858
0011101	5111400	Overtime		\$0	\$875	\$1,000	\$1,000	\$0	\$1,000	\$1,000	\$1,000
0011101	5111500	Special Pay		\$4,500	\$4,500	\$4,500	\$4,500	\$2,250	\$4,500	\$4,500	\$6,300
0011101	5112100	FICA Taxes		\$10,465	\$10,516	\$15,445	\$15,445	\$5,236	\$15,651	\$15,651	\$16,230
0011101	5112200	Retirement Contributions		\$0	\$3,271	\$4,392	\$4,392	\$2,006	\$4,607	\$4,607	\$4,499
0011101	5112300	Life & Health Insurance		(\$50,890)	\$328,108	\$118,382	\$118,382	\$53,801	\$128,109	\$128,109	\$128,109
<b>Personnel Services</b>				<b>\$140,564</b>	<b>\$533,313</b>	<b>\$340,114</b>	<b>\$340,114</b>	<b>\$154,687</b>	<b>\$352,957</b>	<b>\$352,957</b>	<b>\$360,996</b>
0011101	5113100	Professional Services		\$61,124	\$72,225	\$75,000	\$75,000	\$36,225	\$75,000	\$75,000	\$75,000
		STATE LOBBYING									\$72,000
		STATE LOBBYING - SUPPLEMENTAL EXPENSES									\$3,000
0011101	5114000	Travel & Per Diem		\$4,840	\$1,143	\$9,300	\$9,300	\$1,903	\$9,300	\$9,300	\$9,300
		FLORIDA KEYS LEGISLATIVE DAY									\$2,000
		LOBBYING EFFORTS 2 @ \$2,000									\$4,000
		TDC TRAVEL - 8 TRIPS TO MARATHON/KEY LARGO - LUNCH PER DIEM									\$800
		US CONFERENCE OF MAYORS - AIRFARE, HOTEL & PER DIEM									\$2,500
0011101	5114400	Rentals & Leases		\$2,749	\$3,121	\$3,600	\$3,600	\$1,453	\$3,600	\$3,600	\$3,600
		COPIER/PRINTER/SCANNER									\$3,600
0011101	5114700	Printing & Binding		\$40	\$18	\$250	\$250	\$50	\$250	\$250	\$250
		BUSINESS CARDS									\$250
0011101	5114800	Promotional Expenses		\$2,166	\$6,657	\$15,700	\$15,700	\$277	\$15,700	\$8,600	\$8,600
		KEY TO THE CITY, AWARDS, PLAQUES, COINS, FRAMES, CONCH REPUBLIC FLAGS									\$3,500
		MARKETING, INCLUDING SOCIAL MEDIA (BREAKOUT FOR MAYOR)									\$1,600
		REIMBURSABLE TICKETS TO COMMUNITY EVENTS (STRATEGIC GOAL)									\$1,000
		STATE OF THE CITY									\$2,500
0011101	5115100	Office Supplies		\$2,640	\$287	\$4,000	\$4,000	\$187	\$4,000	\$2,500	\$2,500
0011101	5115200	Operating Supplies		\$45	\$0	\$0	\$0	\$0	\$0	\$0	\$0
0011101	5115400	Books-Subscrp-Membership		\$2,631	\$2,806	\$2,580	\$2,580	\$2,832	\$2,580	\$2,580	\$2,580
		MEMBERSHIP DUES FOR FLORIDA LEAGUE OF MAYORS									\$580
		MEMBERSHIP DUES FOR US CONFERENCE OF MAYORS									\$2,000
0011101	5115500	Training		\$9,449	\$0	\$950	\$950	\$0	\$950	\$950	\$950

**City of Key West**  
**Annual Budget**  
**Fiscal Year 2022/2023**

Fund: 001 General Fund  
 Department: 1101 City Commission

Key	Object	Account Description	Category	FY 2019/2020 Actuals	FY 2020/2021 Actuals	FY 2021/2022 Adopted	FY 2021/2022 6 Mth Amnd	FY 2021/2022 6 Mth Actuals	FY 2022/2023 Dept Req	FY 2022/2023 CM Review	FY 2022/2023 CC Adopted
		REQUIRED ETHICS COURSE									\$350
		US CONFERENCE OF MAYORS - MEETING REGISTRATION									\$600
		<b>Operating Expenditures</b>		<b>\$85,683</b>	<b>\$86,255</b>	<b>\$111,380</b>	<b>\$111,380</b>	<b>\$42,926</b>	<b>\$111,380</b>	<b>\$102,780</b>	<b>\$102,780</b>
		<b>City Commission - Total</b>		<b>\$226,247</b>	<b>\$619,568</b>	<b>\$451,494</b>	<b>\$451,494</b>	<b>\$197,613</b>	<b>\$464,337</b>	<b>\$455,737</b>	<b>\$463,776</b>

**City of Key West**  
**Annual Budget**  
**Fiscal Year 2022/2023**

Fund: 001 General Fund  
 Department: 1201 City Manager

Key	Object	Account Description	Category	FY 2019/2020 Actuals	FY 2020/2021 Actuals	FY 2021/2022 Adopted	FY 2021/2022 6 Mth Amnd	FY 2021/2022 6 Mth Actuals	FY 2022/2023 Dept Req	FY 2022/2023 CM Review	FY 2022/2023 CC Adopted
0011201	5121200	Regular Salaries & Wages		\$741,763	\$695,749	\$723,763	\$723,763	\$333,933	\$759,950	\$875,083	\$875,083
0011201	5121400	Overtime		\$1,567	\$2,964	\$1,000	\$1,000	\$3,552	\$1,000	\$5,500	\$5,500
0011201	5121500	Special Pay		\$5,386	\$4,726	\$7,260	\$7,260	\$3,014	\$7,260	\$10,260	\$10,260
0011201	5122100	FICA Taxes		\$49,227	\$47,912	\$49,849	\$49,849	\$22,636	\$52,332	\$61,713	\$61,713
0011201	5122200	Retirement Contributions		\$49,128	\$55,648	\$49,782	\$49,782	\$25,124	\$54,569	\$64,140	\$64,140
0011201	5122300	Life & Health Insurance		\$86,958	\$80,376	\$103,584	\$103,584	\$39,473	\$112,095	\$120,102	\$120,102
<b>Personnel Services</b>				<b>\$934,028</b>	<b>\$887,374</b>	<b>\$935,238</b>	<b>\$935,238</b>	<b>\$427,732</b>	<b>\$987,206</b>	<b>\$1,136,798</b>	<b>\$1,136,798</b>
0011201	5123100	Professional Services		\$0	\$59,020	\$50,000	\$50,000	\$0	\$0	\$0	\$50,000
STRATEGIC PLAN											
\$50,000											
0011201	5123400	Other Contractual Service		\$0	\$0	\$0	\$0	\$18,553	\$0	\$0	\$0
0011201	5124000	Travel & Per Diem		\$4,178	\$0	\$2,500	\$2,500	\$354	\$2,500	\$4,900	\$4,900
CHAMBER OF COMMERCE LUNCHEONS											
\$360											
CITY MANAGER FLORIDA KEYS DAY											
\$1,500											
CITY MANAGER WASHINGTON DC											
\$1,500											
KEY WEST BUSINESS GUILD LUNCHEONS											
\$360											
MILEAGE FOR MEETING TRAVEL											
\$1,000											
MILITARY AFFAIRS LUNCHEONS											
\$180											
0011201	5124100	Communications/Postage		\$474	\$431	\$700	\$700	\$281	\$300	\$300	\$300
EXPRESS MAIL FOR CITY HALL DEPARTMENTS											
\$300											
0011201	5124400	Rentals & Leases		\$4,091	\$3,756	\$5,930	\$5,930	\$1,825	\$5,930	\$5,930	\$4,000
COPIER LEASE 12 X 297											
\$4,000											
0011201	5124700	Printing & Binding		\$68	\$276	\$800	\$800	\$0	\$800	\$800	\$800
LETTERHEAD, BUSINESS CARDS, ENVELOPES											
\$500											
NOISE EXEMPTION CARDS											
\$300											
0011201	5124800	Promotional Expenses		\$1,443	\$3,028	\$40,450	\$40,450	\$3,924	\$22,700	\$30,700	\$25,700
AMBASSADOR PROGRAM											
\$1,500											
EXTRA MILE PROGRAM											
\$8,000											
MAILINGS, BANNERS, FLYERS - PIO											
\$15,000											
OTHER PROMOTIONAL											
\$500											
PLAQUES & AWARDS											
\$700											

**City of Key West**  
**Annual Budget**  
**Fiscal Year 2022/2023**

Fund: 001 General Fund  
 Department: 1201 City Manager

Key	Object	Account Description	Category	FY 2019/2020 Actuals	FY 2020/2021 Actuals	FY 2021/2022 Adopted	FY 2021/2022 6 Mth Amnd	FY 2021/2022 6 Mth Actuals	FY 2022/2023 Dept Req	FY 2022/2023 CM Review	FY 2022/2023 CC Adopted
0011201	5124900	Other Current Charges		\$573	\$968	\$5,500	\$5,500	\$168	\$5,500	\$5,500	\$5,500
		BOARD & EVENT ADVERTISEMENT									\$4,500
		OTHER CHARGES									\$1,000
0011201	5125100	Office Supplies		\$2,420	\$2,013	\$2,000	\$2,000	\$344	\$2,000	\$2,000	\$2,000
0011201	5125200	Operating Supplies		\$0	\$297	\$0	\$0	\$659	\$0	\$375	\$375
		STAFF SHIRTS									\$375
0011201	5125400	Books-Subscrp-Membership		\$8,642	\$7,593	\$9,019	\$9,019	\$5,946	\$10,319	\$13,214	\$13,214
		BUSINESS GUILD MEMBERSHIP									\$225
		CHAMBER OF COMMERCE									\$343
		COOKE COMMUNICATIONS - CITY MANAGER NEWSPAPER SUBSCRIPTION									\$208
		FCCMA									\$540
		FL KEYS LEADERSHIP MONROE COUNTY									\$1,500
		FL LEAGUE OF CITIES									\$3,196
		FMCA FLORIDA MUNICIPAL COMMUNICATORS ASSOCIATION									\$1,000
		ICMA DUES - (2)									\$2,800
		ICMA SUBSCRIPTION									\$149
		NATIONAL LEAGUE OF CITIES									\$1,953
		ROTARY									\$1,300
0011201	5125500	Training		\$325	\$0	\$8,400	\$8,400	\$0	\$8,400	\$8,400	\$5,900
		EMPLOYEE RETREATS									\$5,000
		MISC. TRAINING									\$900
<b>Operating Expenditures</b>				<b>\$22,214</b>	<b>\$77,380</b>	<b>\$125,299</b>	<b>\$125,299</b>	<b>\$32,052</b>	<b>\$58,449</b>	<b>\$72,119</b>	<b>\$112,689</b>
<b>City Manager - Total</b>				<b>\$956,242</b>	<b>\$964,755</b>	<b>\$1,060,537</b>	<b>\$1,060,537</b>	<b>\$459,784</b>	<b>\$1,045,655</b>	<b>\$1,208,917</b>	<b>\$1,249,487</b>

**City of Key West**  
**Annual Budget**  
**Fiscal Year 2022/2023**

Fund: 001 General Fund  
Department: 1202 City Clerk

Key	Object	Account Description	Category	FY 2019/2020 Actuals	FY 2020/2021 Actuals	FY 2021/2022 Adopted	FY 2021/2022 6 Mth Amnd	FY 2021/2022 6 Mth Actuals	FY 2022/2023 Dept Req	FY 2022/2023 CM Review	FY 2022/2023 CC Adopted
0011202	5121200	Regular Salaries & Wages		\$230,726	\$199,568	\$280,946	\$280,946	\$106,413	\$242,933	\$295,846	\$295,846
0011202	5121400	Overtime		\$807	\$1,972	\$1,500	\$1,500	\$2,061	\$4,000	\$4,000	\$4,000
0011202	5121500	Special Pay		\$2,714	\$2,637	\$2,700	\$2,700	\$1,289	\$2,700	\$3,150	\$3,150
0011202	5122100	FICA Taxes		\$16,718	\$14,191	\$21,814	\$21,814	\$7,840	\$19,097	\$23,179	\$23,179
0011202	5122200	Retirement Contributions		\$7,529	\$6,751	\$12,330	\$12,330	\$2,189	\$8,975	\$13,208	\$13,208
0011202	5122300	Life & Health Insurance		\$47,539	\$43,146	\$59,191	\$59,191	\$17,921	\$48,041	\$56,048	\$56,048
<b>Personnel Services</b>				<b>\$306,033</b>	<b>\$268,265</b>	<b>\$378,481</b>	<b>\$378,481</b>	<b>\$137,714</b>	<b>\$325,746</b>	<b>\$395,431</b>	<b>\$395,431</b>
0011202	5123100	Professional Services		\$8,872	\$6,098	\$9,000	\$9,000	\$4,974	\$9,000	\$9,000	\$9,000
		PRINTED SUPPLEMENTS FOR CITY'S CODE OF ORDINANCE BOOKS									\$9,000
0011202	5123400	Other Contractual Service		\$9,216	\$7,169	\$7,500	\$7,500	\$4,350	\$7,500	\$7,500	\$7,500
		OFF-SITE STORING CITY DOCS; RETRIEVAL, SCANNING & RE-FILLING, HARDCOPY FILES AND/OR PLANS; DESTRUCTION OF DOCUMENTS MEETING RETENTION									\$7,500
0011202	5124000	Travel & Per Diem		\$91	\$4,440	\$4,250	\$4,250	\$394	\$7,600	\$7,600	\$7,600
		FACC FALL ACADEMY (FLIGHTS/LODGING) 2 CLERKS									\$3,000
		FACC SUMMER ACADEMY & CONFERENCE (FLIGHTS/LODGING) 2 CLERKS									\$3,000
		IIMC ANNUAL CONFERENCE (FLIGHT/LODGING) 1 CLERK									\$1,600
0011202	5124400	Rentals & Leases		\$2,103	\$1,692	\$3,000	\$3,000	\$989	\$3,000	\$3,000	\$2,500
		KONICA MINOLTA COLOR COPIER MACHINE LEASE (\$200 AVERAGE MONTHLY)									\$2,500
0011202	5124600	Repairs and Maintenance		\$54,850	\$53,627	\$52,334	\$52,334	\$30,287	\$53,500	\$53,500	\$53,500
		BIS DIGITAL PROGRAM AUDIO RECORDING CITY MEETINGS NOT TELEVISED.									\$950
		GRANICUS SOFTWARE SUPPORT & ANNUAL MAINTENANCE									\$21,520
		GRANICUS-ANNUAL FEE FOR AUTOMATED AGENDA PLATFORM SOFTWARE									\$12,650
		IMAGEONE-DOCUMENT RESEARCH SOFTWARE SERVICES MAINTENANCE									\$780
		UPLAND ELECTRONIC FILING CABINET PROGRAM FOR CITY RECORDS (FILEBOUND)									\$14,100
		WEBQA INC. D/B/A GOV QA-FOIA PROGRAM (PUBLIC RECORDS REQUEST ONLY)									\$3,500
0011202	5124700	Printing & Binding		\$15	\$0	\$0	\$0	\$0	\$0	\$0	\$0
0011202	5124800	Promotional Expenses		\$780	\$0	\$0	\$0	\$0	\$0	\$0	\$0
0011202	5124900	Other Current Charges		\$21,078	\$27,742	\$27,000	\$27,000	\$9,212	\$19,500	\$19,500	\$19,500
		ADVERTISEMENTS IN NEWSPAPER									\$17,500
		CLERK OF COURT MONROE COUNTY - RECORDING OF DOCUMENTS									\$2,000
0011202	5125100	Office Supplies		\$1,042	\$387	\$1,500	\$1,500	\$376	\$1,500	\$1,500	\$1,500

**City of Key West**  
**Annual Budget**  
**Fiscal Year 2022/2023**

Fund: 001 General Fund  
 Department: 1202 City Clerk

Key	Object	Account Description	Category	FY 2019/2020 Actuals	FY 2020/2021 Actuals	FY 2021/2022 Adopted	FY 2021/2022 6 Mth Amnd	FY 2021/2022 6 Mth Actuals	FY 2022/2023 Dept Req	FY 2022/2023 CM Review	FY 2022/2023 CC Adopted
0011202	5125400	Books-Subscrp-Membership		\$1,746	\$760	\$1,558	\$1,558	\$572	\$1,495	\$1,495	\$1,495
		FLORIDA ASSOCIATION OF CITY CLERKS MEMBERSHIP DUES-3@\$100.00.									\$300
		INTERNATIONAL INSTITUTE OF MUNICIPAL CLERKS MEMBERSHIP DUES-3@\$215.00									\$645
		KEY WEST CITIZEN NEWSPAPER HARDCOPY AND ELECTRONIC									\$250
		MONROE COUNTY MUNICIPAL CLERKS ASSOCIATION MEMBERSHIP DUES - 3@\$100.00									\$300
0011202	5125500	Training		\$900	\$1,878	\$3,375	\$3,375	\$625	\$4,200	\$4,200	\$4,200
		FACC FALL EDUCATION CONFERENCE REGISTRATION FEE 2 CLERKS									\$800
		FACC SUMMER EDUCATION CONFERENCE REGISTRATION FEE 2 CLERKS									\$800
		IIMC ANNUAL EDUCATION CONFERENCE REGISTRATION FEE 1 CLERK									\$600
		WEBINARS TO OBTAIN REQUIRED EDUCATION POINTS FOR CERTIFIED MUNICIPAL CLERK DESIGNATION; CMC/MMC APPLICATION FEES									\$2,000
<b>Operating Expenditures</b>				<b>\$100,694</b>	<b>\$103,791</b>	<b>\$109,517</b>	<b>\$109,517</b>	<b>\$51,779</b>	<b>\$107,295</b>	<b>\$107,295</b>	<b>\$106,795</b>
<b>City Clerk - Total</b>				<b>\$406,726</b>	<b>\$372,057</b>	<b>\$487,998</b>	<b>\$487,998</b>	<b>\$189,492</b>	<b>\$433,041</b>	<b>\$502,726</b>	<b>\$502,226</b>

**City of Key West**  
**Annual Budget**  
**Fiscal Year 2022/2023**

Fund: 001 General Fund

Department: 1204 CRB

Key	Object	Account Description	Category	FY 2019/2020 Actuals	FY 2020/2021 Actuals	FY 2021/2022 Adopted	FY 2021/2022 6 Mth Amnd	FY 2021/2022 6 Mth Actuals	FY 2022/2023 Dept Req	FY 2022/2023 CM Review	FY 2022/2023 CC Adopted
0011204	5121200	Regular Salaries & Wages		\$47,029	\$46,980	\$47,736	\$47,736	\$22,216	\$50,123	\$52,223	\$52,223
0011204	5122100	FICA Taxes		\$3,112	\$2,734	\$3,652	\$3,652	\$1,295	\$3,834	\$3,995	\$3,995
0011204	5122300	Life & Health Insurance		\$14,016	\$14,367	\$14,798	\$14,798	\$6,726	\$16,014	\$16,014	\$16,014
<b>Personnel Services</b>				<b>\$64,156</b>	<b>\$64,081</b>	<b>\$66,186</b>	<b>\$66,186</b>	<b>\$30,237</b>	<b>\$69,971</b>	<b>\$72,232</b>	<b>\$72,232</b>
0011204	5123100	Professional Services		\$10,000	\$20,000	\$20,000	\$20,000	\$5,000	\$20,000	\$20,000	\$20,000
		BOARD COUNSEL									\$20,000
0011204	5123300	Court Reporter Services		\$0	\$0	\$1,000	\$1,000	\$0	\$1,000	\$1,000	\$1,000
0011204	5124000	Travel & Per Diem		\$0	\$0	\$4,500	\$4,500	\$0	\$4,500	\$4,500	\$4,500
		NACOLE - ANNUAL CONFERENCE 3 MEMBERS @ \$1,500									\$4,500
0011204	5124400	Rentals & Leases		\$1,021	\$1,225	\$1,424	\$1,424	\$727	\$1,424	\$1,424	\$1,424
		COPIER LEASE 12 @ \$102									\$1,224
		P.O. BOX ANNUAL RENTAL									\$200
0011204	5124800	Promotional Expenses		\$0	\$0	\$500	\$500	\$0	\$500	\$500	\$500
0011204	5124900	Other Current Charges		\$396	\$1,291	\$1,250	\$1,250	\$417	\$1,250	\$1,250	\$1,250
		PUBLIC NOTICES/SUBPOENAS									\$1,250
0011204	5125100	Office Supplies		\$0	\$0	\$100	\$100	\$0	\$100	\$100	\$100
0011204	5125400	Books-Subscrip-Membership		\$400	\$400	\$500	\$500	\$0	\$500	\$500	\$500
		NACOLE MEMBERSHIP									\$500
0011204	5125500	Training		\$0	\$0	\$1,500	\$1,500	\$0	\$1,500	\$1,500	\$1,500
		NACOLE - ANNUAL CONFERENCE REGISTRATION 3 MEMBERS @ \$500									\$1,500
<b>Operating Expenditures</b>				<b>\$11,816</b>	<b>\$22,916</b>	<b>\$30,774</b>	<b>\$30,774</b>	<b>\$6,144</b>	<b>\$30,774</b>	<b>\$30,774</b>	<b>\$30,774</b>
<b>CRB - Total</b>				<b>\$75,973</b>	<b>\$86,997</b>	<b>\$96,960</b>	<b>\$96,960</b>	<b>\$36,381</b>	<b>\$100,745</b>	<b>\$103,006</b>	<b>\$103,006</b>

**City of Key West**  
**Annual Budget**  
**Fiscal Year 2022/2023**

Fund: 001 General Fund  
Department: 1206 Parking

Key	Object	Account Description	Category	FY 2019/2020 Actuals	FY 2020/2021 Actuals	FY 2021/2022 Adopted	FY 2021/2022 6 Mth Amnd	FY 2021/2022 6 Mth Actuals	FY 2022/2023 Dept Req	FY 2022/2023 CM Review	FY 2022/2023 CC Adopted
0011206	5121200	Regular Salaries & Wages		\$635,597	\$658,144	\$906,613	\$906,613	\$381,513	\$976,271	\$976,271	\$976,271
0011206	5121400	Overtime		\$20,047	\$19,786	\$20,000	\$20,000	\$14,723	\$20,000	\$20,000	\$20,000
0011206	5121500	Special Pay		\$900	\$900	\$900	\$900	\$450	\$900	\$900	\$900
0011206	5122100	FICA Taxes		\$48,888	\$50,688	\$70,955	\$70,955	\$29,782	\$76,284	\$76,284	\$76,284
0011206	5122200	Retirement Contributions		\$51,329	\$51,605	\$60,681	\$60,681	\$22,804	\$65,685	\$65,685	\$65,685
0011206	5122300	Life & Health Insurance		\$178,777	\$174,613	\$209,028	\$209,028	\$79,946	\$242,064	\$242,064	\$242,064
<b>Personnel Services</b>				<b>\$935,538</b>	<b>\$955,736</b>	<b>\$1,268,177</b>	<b>\$1,268,177</b>	<b>\$529,217</b>	<b>\$1,381,204</b>	<b>\$1,381,204</b>	<b>\$1,381,204</b>
0011206	5123400	Other Contractual Service		\$54,576	\$65,404	\$92,222	\$92,222	\$12,222	\$115,860	\$97,000	\$97,000
		GENERAL FUND PARKING PAYSTATIONS SUPPORT FROM CALE/FLOWBIRD \$85.32 PER MONTH PER PAYSTATION									\$95,500
		METER TECHNICIAN UNIFORM RENTAL CONTRACT - ARAMARK									\$1,500
0011206	5124100	Communications/Postage		\$6,216	\$3,784	\$6,200	\$6,200	\$1,105	\$6,200	\$9,700	\$9,700
		CITY OWNED EMPLOYEE CELLPHONES.									\$9,500
		FEDEX									\$200
0011206	5124400	Rentals & Leases		\$25,534	\$12,672	\$0	\$0	\$0	\$0	\$0	\$0
0011206	5124600	Repairs and Maintenance		\$6,705	\$1,887	\$1,400	\$1,400	\$214	\$1,500	\$1,500	\$1,500
		PAYSTATION SMALL PARTS NOT COVERED BY WARRANTY (VANDALISM OR ACCIDENT)									\$1,000
		UNIFORM ALTERATIONS AND REPAIRS									\$500
0011206	5124700	Printing & Binding		\$8,181	\$18,297	\$5,550	\$7,230	\$6,681	\$5,550	\$5,550	\$5,550
		MISCELLANEOUS - FANTASY FEST/NEW YEAR EVENT PRICING BANNER & HANDOUTS, TEMPORARY SIGNS, ETC.									\$200
		PARKING CITATION ENVELOPES									\$1,500
		PARKING CITATIONS PRE-PRINTED ROLLS									\$3,000
		RESIDENTIAL PARKING DECALS									\$850
0011206	5124900	Other Current Charges		\$0	\$0	\$0	\$0	\$0	\$0	\$0	\$0
0011206	5125100	Office Supplies		\$2,574	\$2,714	\$1,500	\$2,500	\$2,641	\$2,000	\$2,000	\$2,000
0011206	5125200	Operating Supplies		\$10,107	\$18,786	\$13,000	\$14,604	\$5,065	\$15,000	\$15,000	\$15,000
		PAYSTATION ROLL RECEIPT PAPER FOR 101 PAYSTATIONS									\$10,000
		UNIFORMS, UNIFORM PARTS, SHOES									\$5,000
0011206	5125400	Books-Subscrip-Membership		\$0	\$0	\$0	\$0	\$0	\$0	\$0	\$0
0011206	5125500	Training		\$0	\$0	\$1,000	\$0	\$0	\$0	\$0	\$0
<b>Operating Expenditures</b>				<b>\$113,894</b>	<b>\$123,544</b>	<b>\$120,872</b>	<b>\$124,156</b>	<b>\$27,929</b>	<b>\$146,110</b>	<b>\$130,750</b>	<b>\$130,750</b>

**City of Key West**  
**Annual Budget**  
**Fiscal Year 2022/2023**

Fund: 001 General Fund  
 Department: 1206 Parking

Key	Object	Account Description	Category	FY 2019/2020 Actuals	FY 2020/2021 Actuals	FY 2021/2022 Adopted	FY 2021/2022 6 Mth Amnd	FY 2021/2022 6 Mth Actuals	FY 2022/2023 Dept Req	FY 2022/2023 CM Review	FY 2022/2023 CC Adopted
0011206	5126400	Machinery & Equipment		\$170,841	\$172,640	\$0	\$173,890	\$2,802	\$60,000	\$60,000	\$60,000
		PARKING PAYSTATIONS 2023 PURCHASE 8 PAYSTATIONS									\$60,000
		<b>Capital Outlay</b>		<b>\$170,841</b>	<b>\$172,640</b>	<b>\$0</b>	<b>\$173,890</b>	<b>\$2,802</b>	<b>\$60,000</b>	<b>\$60,000</b>	<b>\$60,000</b>
		<b>Parking - Total</b>		<b>\$1,220,273</b>	<b>\$1,251,920</b>	<b>\$1,389,049</b>	<b>\$1,566,223</b>	<b>\$559,948</b>	<b>\$1,587,314</b>	<b>\$1,571,954</b>	<b>\$1,571,954</b>

**City of Key West**  
**Annual Budget**  
**Fiscal Year 2022/2023**

Fund: 001 General Fund  
 Department: 1301 Finance

Key	Object	Account Description	Category	FY 2019/2020 Actuals	FY 2020/2021 Actuals	FY 2021/2022 Adopted	FY 2021/2022 6 Mth Amnd	FY 2021/2022 6 Mth Actuals	FY 2022/2023 Dept Req	FY 2022/2023 CM Review	FY 2022/2023 CC Adopted
0011301	5131200	Regular Salaries & Wages		\$769,094	\$657,318	\$824,518	\$893,389	\$463,024	\$885,714	\$878,411	\$878,411
0011301	5131400	Overtime		\$125	\$31	\$1,000	\$1,000	\$0	\$1,000	\$1,000	\$1,000
0011301	5131500	Special Pay		\$1,035	\$960	\$960	\$960	\$480	\$1,500	\$1,500	\$1,500
0011301	5132100	FICA Taxes		\$54,125	\$46,965	\$63,226	\$68,495	\$33,599	\$67,948	\$67,390	\$67,390
0011301	5132200	Retirement Contributions		\$38,808	\$41,035	\$45,827	\$51,337	\$21,391	\$61,493	\$60,908	\$60,908
0011301	5132300	Life & Health Insurance		\$150,901	\$144,029	\$162,775	\$177,573	\$77,422	\$192,163	\$192,163	\$192,163
<b>Personnel Services</b>				<b>\$1,014,088</b>	<b>\$890,337</b>	<b>\$1,098,306</b>	<b>\$1,192,754</b>	<b>\$595,916</b>	<b>\$1,209,818</b>	<b>\$1,201,372</b>	<b>\$1,201,372</b>
0011301	5133100	Professional Services		\$0	\$29,650	\$5,000	\$5,000	\$180	\$5,000	\$5,000	\$0
0011301	5133400	Other Contractual Service		\$5,774	\$5,739	\$6,000	\$6,000	\$2,508	\$6,000	\$6,000	\$6,000
		ARMORED CAR PICKUP									\$6,000
0011301	5134000	Travel & Per Diem		\$400	\$0	\$500	\$500	\$200	\$2,750	\$2,750	\$5,250
		FGFOA ANNUAL CONFERENCE									\$1,500
		MISCELLANEOUS TRAVEL FOR TRAINING									\$2,500
		INVESTMENT SEMINAR									\$500
		SUNPASS									\$750
0011301	5134100	Communications/Postage		\$201	\$37	\$250	\$250	\$9	\$200	\$200	\$200
0011301	5134400	Rentals & Leases		\$3,988	\$2,207	\$4,440	\$4,440	\$0	\$4,440	\$4,440	\$4,440
		COPIER/PRINTER/SCANNER MACHINE - 12 @ 370									\$4,440
0011301	5134600	Repairs and Maintenance		\$2,354	\$2,464	\$2,500	\$2,500	\$1,590	\$2,500	\$2,500	\$2,500
		COIN SORTER MAINTENANCE AGREEMENT									\$1,600
		FORMAX FOLDER/SEALER MAINTENANCE AGREEMENT									\$900
0011301	5134700	Printing & Binding		\$377	\$485	\$800	\$800	\$0	\$800	\$800	\$800
		CHECK STOCK									\$500
		FIXED ASSET TAGS									\$300
0011301	5134900	Other Current Charges		(\$589)	(\$967)	\$500	\$500	(\$278)	\$500	\$500	\$500
		TRIM ADVERTISEMENTS - BUDGET									\$500
0011301	5135100	Office Supplies		\$6,895	\$6,500	\$6,000	\$6,000	\$3,762	\$6,000	\$6,000	\$6,000
0011301	5135200	Operating Supplies		\$0	\$0	\$0	\$0	\$0	\$0	\$0	\$0
0011301	5135400	Books-Subscrip-Membership		\$945	\$1,421	\$1,400	\$1,400	\$0	\$1,525	\$1,525	\$16,525

**City of Key West**  
**Annual Budget**  
**Fiscal Year 2022/2023**

Fund: 001 General Fund  
 Department: 1301 Finance

Key	Object	Account Description	Category	FY 2019/2020 Actuals	FY 2020/2021 Actuals	FY 2021/2022 Adopted	FY 2021/2022 6 Mth Amnd	FY 2021/2022 6 Mth Actuals	FY 2022/2023 Dept Req	FY 2022/2023 CM Review	FY 2022/2023 CC Adopted
		CAFR APPLICATION									\$1,100
		DEBTBOOK SUBSCRIPTION									\$15,000
		FGFOA MEMBERSHIP - 4 @ \$50									\$200
		GFOA MEMBERSHIP - 1 @ \$225									\$225
0011301	5135500	Training		\$0	\$320	\$750	\$750	\$0	\$1,100	\$1,100	\$2,100
		FGFOA ANNUAL CONFERENCE REGISTRATION									\$350
		INVESTMENT SEMINAR REGISTRATION									\$250
		MISCELLANEOUS TRAINING									\$1,000
		WEBINAR REGISTRATIONS									\$500
<b>Operating Expenditures</b>				<b>\$20,345</b>	<b>\$47,857</b>	<b>\$28,140</b>	<b>\$28,140</b>	<b>\$7,970</b>	<b>\$30,815</b>	<b>\$30,815</b>	<b>\$44,315</b>
<b>Finance - Total</b>				<b>\$1,034,433</b>	<b>\$938,194</b>	<b>\$1,126,446</b>	<b>\$1,220,894</b>	<b>\$603,886</b>	<b>\$1,240,633</b>	<b>\$1,232,187</b>	<b>\$1,245,687</b>

**City of Key West**  
**Annual Budget**  
**Fiscal Year 2022/2023**

Fund: 001 General Fund  
Department: 1302 Human Resources

Key	Object	Account Description	Category	FY 2019/2020 Actuals	FY 2020/2021 Actuals	FY 2021/2022 Adopted	FY 2021/2022 6 Mth Amnd	FY 2021/2022 6 Mth Actuals	FY 2022/2023 Dept Req	FY 2022/2023 CM Review	FY 2022/2023 CC Adopted
0011302	5131200	Regular Salaries & Wages		\$311,611	\$251,616	\$289,197	\$289,197	\$150,961	\$368,012	\$368,012	\$368,012
0011302	5132100	FICA Taxes		\$23,148	\$18,619	\$22,124	\$22,124	\$11,268	\$28,153	\$28,153	\$28,153
0011302	5132200	Retirement Contributions		\$24,869	\$22,795	\$23,136	\$23,136	\$9,774	\$26,296	\$26,296	\$26,296
0011302	5132300	Life & Health Insurance		\$56,116	\$55,227	\$59,191	\$59,191	\$26,388	\$80,068	\$80,068	\$80,068
<b>Personnel Services</b>				<b>\$415,744</b>	<b>\$348,257</b>	<b>\$393,648</b>	<b>\$393,648</b>	<b>\$198,390</b>	<b>\$502,529</b>	<b>\$502,529</b>	<b>\$502,529</b>
0011302	5133100	Professional Services		\$2,636	\$24,085	\$37,300	\$37,300	\$599	\$104,800	\$65,300	\$30,300
		ATTORNEY FEES: LABOR RELATED (SDS)									\$10,000
		ATTORNEY: ARBITRATION (SDS)									\$10,000
		EMPLOYEE HEALTH FAIR									\$5,000
		NEW EMPLOYEE/REASONABLE SUSP DRUG TESTS 100 @ \$53.00									\$5,300
0011302	5133400	Other Contractual Service		\$0	\$0	\$0	\$0	\$0	\$0	\$35,000	\$25,000
		NEOGOV MODULE FOR CITY WIDE TESTING AND RECORDING									\$25,000
0011302	5134000	Travel & Per Diem		\$769	\$0	\$2,000	\$2,000	\$0	\$2,000	\$2,000	\$2,000
		FPHRA ANNUAL TRAINING CONFERENCE									\$2,000
0011302	5134100	Communications/Postage		\$29,567	\$22,657	\$32,550	\$32,550	\$14,650	\$40,150	\$40,150	\$40,150
		OVERNIGHT MAILING SERVICES									\$150
		POSTAGE FOR MAIL MACHINE 12 @ \$3,333/MONTH									\$40,000
0011302	5134400	Rentals & Leases		\$8,067	\$10,078	\$9,582	\$9,582	\$4,534	\$9,582	\$9,582	\$9,582
		COPY MACHINE 12 @ \$280.51									\$3,366
		MAIL MACHINE 12 @ \$518/MONTH									\$6,216
0011302	5134700	Printing & Binding		\$35	\$0	\$0	\$0	\$0	\$0	\$0	\$0
0011302	5134800	Promotional Expenses		\$1,122	\$929	\$12,570	\$12,570	\$0	\$12,735	\$4,735	\$4,735
		(8) WATCHES NEEDED FOR 2022/2023 @ \$150.00									\$1,200
		EMPLOYEE OF THE QUARTER									\$2,400
		ENGRAVING \$20 PER WATCH									\$160
		PLAQUES - (5) 30 YEAR									\$375
		SERVICE AWARD COINS									\$600
0011302	5134900	Other Current Charges		\$295	\$0	\$0	\$5,000	\$0	\$0	\$0	\$0
0011302	5135100	Office Supplies		\$1,262	\$2,605	\$5,928	\$5,928	\$727	\$6,136	\$6,136	\$5,586

**City of Key West**  
**Annual Budget**  
**Fiscal Year 2022/2023**

Fund: 001 General Fund  
 Department: 1302 Human Resources

Key	Object	Account Description	Category	FY 2019/2020 Actuals	FY 2020/2021 Actuals	FY 2021/2022 Adopted	FY 2021/2022 6 Mth Amnd	FY 2021/2022 6 Mth Actuals	FY 2022/2023 Dept Req	FY 2022/2023 CM Review	FY 2022/2023 CC Adopted
		GENERAL OFFICE SUPPLIES - CARTRIDGES TAPE MISC									\$2,250
		ID BADGE CARDS 8 BOXES @ \$145									\$1,160
		ID CLIPS 8 @ \$36									\$288
		ID RIBBONS 12 @ \$84 ALL ID BADGES EXPIRE									\$1,008
		PRINTER PAPER 20 @ \$44									\$880
0011302	5135400	Books-Subscrip-Membership		\$469	\$657	\$580	\$580	\$789	\$580	\$580	\$580
		FLSHRM STATE MEMBERSHIP									\$180
		FPELRA - MEMBERSHIP									\$250
		SHRM NATIONAL MEMBERSHIP									\$150
0011302	5135500	Training		\$3,675	\$0	\$850	\$850	\$0	\$1,250	\$1,250	\$1,000
		CONFERENCE REGISTRATION FEES									\$1,000
<b>Operating Expenditures</b>				<b>\$47,897</b>	<b>\$61,010</b>	<b>\$101,360</b>	<b>\$106,360</b>	<b>\$21,299</b>	<b>\$177,233</b>	<b>\$164,733</b>	<b>\$118,933</b>
<b>Human Resources - Total</b>				<b>\$463,642</b>	<b>\$409,267</b>	<b>\$495,008</b>	<b>\$500,008</b>	<b>\$219,689</b>	<b>\$679,762</b>	<b>\$667,262</b>	<b>\$621,462</b>







**City of Key West**  
**Annual Budget**  
**Fiscal Year 2022/2023**

Fund: 001 General Fund  
 Department: 1303 Information Technology

Key	Object	Account Description	Category	FY 2019/2020 Actuals	FY 2020/2021 Actuals	FY 2021/2022 Adopted	FY 2021/2022 6 Mth Amnd	FY 2021/2022 6 Mth Actuals	FY 2022/2023 Dept Req	FY 2022/2023 CM Review	FY 2022/2023 CC Adopted
		CITY LAPTOP REPLACEMENT (26)									\$48,100
		DRONE									\$15,000
		FLEET MANAGEMENT SOFTWARE									\$31,000
		ZOOMROOM SMALL MAYOR CONF. ROOM									\$2,600
		<b>Capital Outlay</b>		<b>\$61,163</b>	<b>\$2,079</b>	<b>\$74,250</b>	<b>\$75,677</b>	<b>\$46,727</b>	<b>\$329,500</b>	<b>\$168,500</b>	<b>\$168,500</b>
		<b>Information Technology - Total</b>		<b>\$1,168,788</b>	<b>\$1,197,322</b>	<b>\$1,482,289</b>	<b>\$1,483,716</b>	<b>\$878,134</b>	<b>\$1,867,440</b>	<b>\$1,759,082</b>	<b>\$1,753,984</b>

**City of Key West**  
**Annual Budget**  
**Fiscal Year 2022/2023**

Fund: 001 General Fund  
Department: 1305 Key West TV

Key	Object	Account Description	Category	FY 2019/2020 Actuals	FY 2020/2021 Actuals	FY 2021/2022 Adopted	FY 2021/2022 6 Mth Amnd	FY 2021/2022 6 Mth Actuals	FY 2022/2023 Dept Req	FY 2022/2023 CM Review	FY 2022/2023 CC Adopted
0011305	5133100	Professional Services		\$0	\$0	\$150	\$150	\$0	\$150	\$150	\$0
0011305	5134000	Travel & Per Diem		\$0	\$0	\$200	\$200	\$0	\$200	\$200	\$200
		FAA PART 107									\$200
0011305	5134100	Communications/Postage		\$74	\$0	\$5,100	\$5,100	\$0	\$5,100	\$5,100	\$0
0011305	5134600	Repairs and Maintenance		\$1,080	\$8,495	\$15,000	\$15,000	\$7,000	\$15,000	\$15,240	\$15,240
		AMX MAINTENANCE AV EQUIPMENT ON SITE									\$3,500
		AMX MAINTENANCE ON SITE									\$4,500
		LINK CLOSED CAPTION ENCODER MAINTENANCE									\$7,000
		RE-CABLING COMMISSION CHAMBER LECTURN WIRING									\$240
0011305	5135100	Office Supplies		\$69	\$465	\$1,000	\$1,000	\$178	\$1,000	\$1,000	\$1,000
0011305	5135200	Operating Supplies		\$3,095	\$998	\$3,990	\$1,757	\$457	\$11,190	\$9,650	\$3,950
		DESKTOP CAMERAS									\$1,000
		DVD'S									\$250
		FLASH DRIVES									\$100
		GENERAL AV EQUIPMENT									\$1,500
		MISC CABLES (HDMI, SDI)									\$400
		RUGGED 2TB HARD DRIVE									\$400
		SD CARDS									\$300
0011305	5135400	Books-Subscrip-Membership		\$3,344	\$2,713	\$17,010	\$17,010	\$7,223	\$9,510	\$9,510	\$9,510
		ADOBE CC LICENSING									\$4,700
		LINKEDIN YEARLY MEMBERSHIP									\$360
		MUSIC SOFTWARE LICENSE									\$250
		ZOOM LICENSING									\$4,200
0011305	5135500	Training		\$207	\$0	\$2,000	\$2,000	\$0	\$2,000	\$2,000	\$2,150
		ADOBE CC CERT.									\$2,000
		FAA PART 107									\$150
<b>Operating Expenditures</b>				<b>\$7,868</b>	<b>\$12,671</b>	<b>\$44,450</b>	<b>\$42,217</b>	<b>\$14,858</b>	<b>\$44,150</b>	<b>\$42,850</b>	<b>\$32,050</b>
0011305	5136400	Machinery & Equipment		\$64,800	\$0	\$0	\$2,233	\$2,221	\$0	\$1,300	\$7,200
		DIGITAL SIGNAGE MONITORS									\$7,200
<b>Capital Outlay</b>				<b>\$64,800</b>	<b>\$0</b>	<b>\$0</b>	<b>\$2,233</b>	<b>\$2,221</b>	<b>\$0</b>	<b>\$1,300</b>	<b>\$7,200</b>
<b>Key West TV - Total</b>				<b>\$72,668</b>	<b>\$12,671</b>	<b>\$44,450</b>	<b>\$44,450</b>	<b>\$17,079</b>	<b>\$44,150</b>	<b>\$44,150</b>	<b>\$39,250</b>

**City of Key West**  
**Annual Budget**  
**Fiscal Year 2022/2023**

Fund: 001 General Fund  
 Department: 1401 City Attorney

Key	Object	Account Description	Category	FY 2019/2020 Actuals	FY 2020/2021 Actuals	FY 2021/2022 Adopted	FY 2021/2022 6 Mth Amnd	FY 2021/2022 6 Mth Actuals	FY 2022/2023 Dept Req	FY 2022/2023 CM Review	FY 2022/2023 CC Adopted
0011401	5141200	Regular Salaries & Wages		\$610,595	\$648,303	\$664,076	\$664,076	\$269,695	\$741,809	\$755,990	\$755,990
0011401	5141500	Special Pay		\$4,164	\$4,036	\$4,140	\$4,140	\$2,086	\$4,140	\$4,140	\$4,140
0011401	5142100	FICA Taxes		\$40,480	\$43,619	\$45,905	\$45,905	\$16,866	\$51,603	\$52,688	\$52,688
0011401	5142200	Retirement Contributions		\$46,124	\$52,822	\$47,285	\$47,285	\$18,857	\$53,212	\$54,346	\$54,346
0011401	5142300	Life & Health Insurance		\$69,527	\$76,569	\$81,388	\$81,388	\$30,274	\$96,081	\$96,081	\$96,081
<b>Personnel Services</b>				<b>\$770,890</b>	<b>\$825,349</b>	<b>\$842,794</b>	<b>\$842,794</b>	<b>\$337,778</b>	<b>\$946,845</b>	<b>\$963,245</b>	<b>\$963,245</b>
0011401	5143100	Professional Services		\$11,879	\$6,401	\$30,000	\$280,000	\$72,045	\$50,000	\$50,000	\$50,000
LEGAL FEES (OUTSIDE COUNSEL)											
\$50,000											
0011401	5143300	Court Reporter Services		\$3,898	\$157	\$1,500	\$1,500	\$0	\$1,500	\$1,500	\$1,500
0011401	5144000	Travel & Per Diem		\$3,334	\$0	\$2,000	\$2,000	\$837	\$2,000	\$2,000	\$2,000
FLORIDA BAR SEMINARS, BUSINESS TRAVEL, ETC											
\$2,000											
0011401	5144400	Rentals & Leases		\$1,578	\$1,604	\$1,848	\$1,848	\$454	\$1,848	\$1,848	\$1,848
COPIER LEASE 12 MONTHS AT \$ 154 PER MONTH											
\$1,848											
0011401	5144900	Other Current Charges		\$117	\$605	\$3,000	\$3,000	\$0	\$3,000	\$3,000	\$3,000
FILING FEES, ADS, SERVICE OF PROCESS											
\$3,000											
0011401	5145100	Office Supplies		\$1,182	\$616	\$2,000	\$2,000	\$221	\$2,000	\$2,000	\$2,000
0011401	5145400	Books-Subscrip-Membership		\$11,560	\$11,026	\$14,060	\$14,060	\$3,536	\$14,060	\$14,060	\$14,060
BAR DUES WEST LAW											
\$1,600 \$12,460											
0011401	5145500	Training		\$1,325	\$220	\$2,000	\$2,000	\$0	\$2,000	\$2,000	\$2,000
CLE COURSES											
\$2,000											
<b>Operating Expenditures</b>				<b>\$34,873</b>	<b>\$20,630</b>	<b>\$56,408</b>	<b>\$306,408</b>	<b>\$77,093</b>	<b>\$76,408</b>	<b>\$76,408</b>	<b>\$76,408</b>
<b>City Attorney - Total</b>				<b>\$805,763</b>	<b>\$845,979</b>	<b>\$899,202</b>	<b>\$1,149,202</b>	<b>\$414,872</b>	<b>\$1,023,253</b>	<b>\$1,039,653</b>	<b>\$1,039,653</b>

**City of Key West**  
**Annual Budget**  
**Fiscal Year 2022/2023**

Fund: 001 General Fund  
 Department: 1501 City Planner

Key	Object	Account Description	Category	FY 2019/2020 Actuals	FY 2020/2021 Actuals	FY 2021/2022 Adopted	FY 2021/2022 6 Mth Amnd	FY 2021/2022 6 Mth Actuals	FY 2022/2023 Dept Req	FY 2022/2023 CM Review	FY 2022/2023 CC Adopted
0011501	5151200	Regular Salaries & Wages		\$549,510	\$530,691	\$707,903	\$707,903	\$225,546	\$812,014	\$812,014	\$815,050
0011501	5151400	Overtime		\$1,850	\$854	\$3,000	\$3,000	\$1,615	\$3,000	\$3,000	\$3,000
0011501	5151500	Special Pay		\$420	\$900	\$840	\$840	\$420	\$840	\$840	\$840
0011501	5152100	FICA Taxes		\$41,834	\$40,356	\$54,448	\$54,448	\$17,296	\$62,413	\$62,413	\$62,645
0011501	5152200	Retirement Contributions		\$31,741	\$48,003	\$56,872	\$56,872	\$16,427	\$65,201	\$65,201	\$65,444
0011501	5152300	Life & Health Insurance		\$97,570	\$118,931	\$150,937	\$150,937	\$38,986	\$184,156	\$184,156	\$184,156
<b>Personnel Services</b>				<b>\$722,924</b>	<b>\$739,735</b>	<b>\$974,000</b>	<b>\$974,000</b>	<b>\$300,289</b>	<b>\$1,127,624</b>	<b>\$1,127,624</b>	<b>\$1,131,135</b>
0011501	5153100	Professional Services		\$0	\$1,100	\$155,000	\$197,100	\$70,713	\$1,155,000	\$405,000	\$355,000
		COMMERCIAL DESIGN STANDARDS FOR CORRIDOR RESILIENCY PLAN N ROOSEVELT COMP PLAN EVALUATION AND APPRAISAL REPORT TRAFFIC STUDY REVIEW									\$200,000 \$150,000 \$5,000
0011501	5154000	Travel & Per Diem		\$10	\$0	\$6,900	\$6,900	\$0	\$6,700	\$6,700	\$6,700
		HARC FLORIDA TRUST MEETING 1 @ \$1200 ISA & URBAN FORESTRY COUNCIL 1 @ \$1000 STATE APA CONFERENCE URBAN FORESTRY MANAGER CEU CLASS TRAVEL									\$1,200 \$1,000 \$2,000 \$2,500
0011501	5154100	Communications/Postage		\$0	\$0	\$0	\$0	\$0	\$0	\$0	\$0
0011501	5154400	Rentals & Leases		\$3,458	\$3,761	\$4,000	\$4,000	\$1,272	\$4,500	\$4,500	\$3,750
		COLOR PRINTER, COPIER, SCANNER									\$3,750
0011501	5154600	Repairs and Maintenance		\$30	\$0	\$0	\$0	\$0	\$0	\$0	\$0
0011501	5154700	Printing & Binding		\$134	\$135	\$0	\$0	\$120	\$0	\$0	\$0
0011501	5154800	Promotional Expenses		\$0	\$0	\$780	\$780	\$0	\$780	\$780	\$780
		PROMOTIONAL EXPENSES (PUBLIC WORKSHOPS 12 @ \$65)									\$780
0011501	5154900	Other Current Charges		\$16,937	\$17,737	\$22,817	\$22,817	\$4,859	\$23,307	\$23,307	\$23,307
		DRC MEETINGS 12 @ \$89.40 EASEMENT AD 12 @ \$149 HARC MEETINGS 12 @ \$483 NOTARY RENEWAL 1 @ \$150 PLANNING BOARD MEETINGS 12 @ \$800 PUBLIC WORKSHOP AD 12 @ \$58 TREE COMMISSION MEETINGS 12 @ \$350									\$1,073 \$1,788 \$5,800 \$150 \$9,600 \$696 \$4,200
0011501	5155100	Office Supplies		\$3,086	\$2,524	\$5,500	\$5,500	\$178	\$5,500	\$5,500	\$5,500

**City of Key West**  
**Annual Budget**  
**Fiscal Year 2022/2023**

Fund: 001 General Fund  
 Department: 1501 City Planner

Key	Object	Account Description	Category	FY 2019/2020 Actuals	FY 2020/2021 Actuals	FY 2021/2022 Adopted	FY 2021/2022 6 Mth Amnd	FY 2021/2022 6 Mth Actuals	FY 2022/2023 Dept Req	FY 2022/2023 CM Review	FY 2022/2023 CC Adopted
0011501	5155200	Operating Supplies		\$0	\$67	\$2,350	\$2,350	\$319	\$2,350	\$2,350	\$2,350
		HARC EQUIPMENT									\$100
		SOFTWARE PROGRAMS (INDESIGN, SKETCHUP & WIKI MAPPING)									\$1,000
		URBAN FORESTRY MANAGER TREE ASSESSMENT SUPPLIES (TO INCLUDE FUNDS FOR A DENSITY MEASURING TOOL EST. AT \$750)									\$750
		WEARTEC JERSEY KNIT POLO 20 @ \$25									\$500
0011501	5155400	Books-Subscrip-Membership		\$2,583	\$1,280	\$3,110	\$3,110	\$325	\$3,713	\$3,713	\$3,713
		AICP MEMBERSHIP DUES STATE & NATIONAL PLANNING DIRECTOR									\$1,200
		APA DUES/STATE & NATIONAL 3 @ \$320									\$960
		HARC FLORIDA TRUST FOR HISTORIC PRESERVATION MEMBERSHIP									\$95
		HARC NATIONAL TRUST FOR HISTORIC PRESERVATION MEMBERSHIP									\$50
		ISA ARBORIST RE-CERTIFICATION									\$200
		ISA BOOKS									\$250
		ISA MEMBERSHIP									\$190
		ITE TRIP GENERATION 12TH EDITION									\$668
		NATIONAL ALLIANCE OF PRESERVATION COMMISSION									\$100
0011501	5155500	Training		\$517	\$770	\$3,000	\$3,000	\$145	\$2,500	\$2,500	\$2,500
		ISA MEETING REGISTRATION									\$700
		REQUIRED CEUS FOR ARBORIST CERTIFICATION									\$300
		STATE APA CONFERENCE REGISTRATION									\$1,500
<b>Operating Expenditures</b>				<b>\$26,756</b>	<b>\$27,373</b>	<b>\$203,457</b>	<b>\$245,557</b>	<b>\$77,930</b>	<b>\$1,204,350</b>	<b>\$454,350</b>	<b>\$403,600</b>
<b>City Planner - Total</b>				<b>\$749,680</b>	<b>\$767,108</b>	<b>\$1,177,457</b>	<b>\$1,219,557</b>	<b>\$378,219</b>	<b>\$2,331,974</b>	<b>\$1,581,974</b>	<b>\$1,534,735</b>

**City of Key West**  
**Annual Budget**  
**Fiscal Year 2022/2023**

Fund: 001 General Fund  
Department: 1900 Non-Departmental

Key	Object	Account Description	Category	FY 2019/2020 Actuals	FY 2020/2021 Actuals	FY 2021/2022 Adopted	FY 2021/2022 6 Mth Amnd	FY 2021/2022 6 Mth Actuals	FY 2022/2023 Dept Req	FY 2022/2023 CM Review	FY 2022/2023 CC Adopted
0011900	5191200	Regular Salaries & Wages		\$0	\$0	(\$1,526,688)	(\$1,526,688)	\$0	\$0	(\$1,762,091)	(\$1,777,056)
		3.5% PERSONNEL SERVICES/VACANT POSITIONS									(\$1,777,056)
0011900	5192400	Workers Compensation		\$970,652	\$970,652	\$970,652	\$970,652	\$485,326	\$985,000	\$980,000	\$980,000
0011900	5192500	Unemployment Compensation		\$5,786	\$45,265	\$5,000	\$5,000	\$263	\$5,000	\$5,000	\$5,000
<b>Personnel Services</b>				<b>\$976,438</b>	<b>\$1,015,917</b>	<b>(\$551,036)</b>	<b>(\$551,036)</b>	<b>\$485,589</b>	<b>\$990,000</b>	<b>(\$777,091)</b>	<b>(\$792,056)</b>
0011900	5193100	Professional Services		\$64,250	\$106,255	\$62,500	\$102,245	\$45,316	\$65,000	\$65,000	\$65,000
		GRANT WRITER									\$65,000
0011900	5193200	Accounting & Auditing		\$45,763	\$48,650	\$52,026	\$52,026	\$51,383	\$53,877	\$53,877	\$53,877
		GENERAL FUND SHARE OF ANNUAL CITY AUDIT									\$43,877
		LEASE HOLD AUDIT									\$10,000
0011900	5194500	Insurance		\$1,032,518	\$1,032,518	\$1,182,518	\$1,182,518	\$516,259	\$1,182,518	\$1,450,000	\$1,844,097
		GENERAL FUND SHARE OF PROPERTY & LIABILITY INSURANCE									\$1,844,097
0011900	5194700	Printing & Binding		\$0	\$0	\$0	\$0	\$8,475	\$0	\$0	\$0
0011900	5194800	Promotional Expenses		\$5,654	\$1,391	\$2,000	\$2,000	\$2,719	\$2,000	\$78,000	\$78,000
		CITY CHRISTMAS LIGHTING									\$75,000
		PARADE & TREE LIGHTING									\$3,000
0011900	5194801	Associate Morale		\$13,240	\$0	\$24,000	\$24,000	\$11,064	\$23,000	\$73,000	\$73,000
		HOLIDAY PARTY									\$18,000
		SIGNING BONUSES									\$50,000
		SUMMER EMPLOYEE EVENT									\$5,000
0011900	5194900	Other Current Charges		\$399,811	\$473,674	\$485,000	\$485,000	\$320,154	\$485,000	\$485,000	\$544,000
		CREDIT CARD FEES									\$360,000
		PASSPORT FEES									\$94,000
		ESTIMATED PROPERTY TAXES ON AQUARIUM PROPERTY									\$90,000
0011900	5195200	Operating Supplies		\$0	\$0	\$0	\$200	\$0	\$0	\$0	\$0
<b>Operating Expenditures</b>				<b>\$1,561,236</b>	<b>\$1,662,488</b>	<b>\$1,808,044</b>	<b>\$1,847,989</b>	<b>\$955,370</b>	<b>\$1,811,395</b>	<b>\$2,204,877</b>	<b>\$2,657,974</b>

**City of Key West**  
**Annual Budget**  
**Fiscal Year 2022/2023**

Fund: 001 General Fund  
 Department: 1900 Non-Departmental

Key	Object	Account Description	Category	FY 2019/2020 Actuals	FY 2020/2021 Actuals	FY 2021/2022 Adopted	FY 2021/2022 6 Mth Amnd	FY 2021/2022 6 Mth Actuals	FY 2022/2023 Dept Req	FY 2022/2023 CM Review	FY 2022/2023 CC Adopted
0011900	5196300	Infrastructure		\$0	\$12,357	\$0	\$0	\$0	\$0	\$0	\$0
<b>Capital Outlay</b>				<b>\$0</b>	<b>\$12,357</b>	<b>\$0</b>	<b>\$0</b>	<b>\$0</b>	<b>\$0</b>	<b>\$0</b>	<b>\$0</b>
0011900	5198100	Aid to Government Organization		\$0	\$430,000	\$0	\$3,640,000	\$3,640,000	\$300,000	\$300,000	\$300,000
		HOUSING AUTHORITY FOR POINCIANA GARDENS SUPPORT									\$300,000
0011900	5198200	Aid to Pvt. Organizations		\$118,464	\$612,270	\$210,500	\$260,500	\$128,149	\$205,050	\$195,000	\$195,000
		A POSITIVE STEP OF MONROE COUNTY									\$35,000
		AHEC									\$22,500
		F.I.R.M.									\$50,000
		KEYS TO BE THE CHANGE									\$10,000
		POLICE ATHLETIC LEAGUE									\$32,500
		ROTARY (FIREWORKS)									\$45,000
<b>Grants and Aid</b>				<b>\$118,464</b>	<b>\$1,042,270</b>	<b>\$210,500</b>	<b>\$3,900,500</b>	<b>\$3,768,149</b>	<b>\$505,050</b>	<b>\$495,000</b>	<b>\$495,000</b>
0011900	5199100	Transfers		\$2,648,434	\$1,483,115	\$1,864,346	\$1,864,346	\$1,452,412	\$1,025,000	\$1,882,877	\$2,044,602
		TIF TAXES (FUND 601) JUNE DR-420TIF									\$594,578
		TIF TAXES (FUND 603) JUNE DR-420TIF									\$560,248
		TRANSFER TO ADAPTATION AND SUSTAINABILITY FUND FOR OPERATIONAL SUPPORT									\$347,017
		TRANSFER TO ADAPTATION AND SUSTAINABILITY FUND FOR CORAL REEF RESTORATION AND MAINTENANCE PROGRAM									\$100,000
		TRANSFER TO ADAPTATION AND SUSTAINABILITY FUND FOR WATER QUALITY TESTING									\$180,000
		TRANSFER TO COMMUNITY FUND FOR OPERATIONAL SUPPORT									\$22,000
		TRANSFER TO TRUMAN WATERFRONT FUND FOR OPERATIONAL SUPPORT									\$240,759
<b>Transfers</b>				<b>\$2,648,434</b>	<b>\$1,483,115</b>	<b>\$1,864,346</b>	<b>\$1,864,346</b>	<b>\$1,452,412</b>	<b>\$1,025,000</b>	<b>\$1,882,877</b>	<b>\$2,044,602</b>
0011900	5199801	City Manager Contingency		\$0	\$0	\$200,000	\$32,515	\$0	\$200,000	\$200,000	\$200,000
0011900	5199803	Operating		\$0	\$0	\$10,691,760	\$10,378,160	\$0	\$0	\$14,247,124	\$15,842,880
		OPERATING RESERVE - 90 DAYS									\$15,842,880
0011900	5199804	Salary Contingency		\$0	\$0	\$342,216	\$342,216	\$0	\$1,589,690	\$1,273,565	\$1,904,002
		RESERVE FOR MERIT INCREASES									\$359,235
		RESERVE FOR NEW POSITIONS									\$1,544,767
<b>Reserves</b>				<b>\$0</b>	<b>\$0</b>	<b>\$11,233,976</b>	<b>\$10,752,891</b>	<b>\$0</b>	<b>\$1,789,690</b>	<b>\$15,720,689</b>	<b>\$17,946,882</b>
<b>Non-Departmental - Total</b>				<b>\$5,304,571</b>	<b>\$5,216,147</b>	<b>\$14,565,830</b>	<b>\$17,814,690</b>	<b>\$6,661,520</b>	<b>\$6,121,135</b>	<b>\$19,526,352</b>	<b>\$22,352,402</b>

**City of Key West**  
**Annual Budget**  
**Fiscal Year 2022/2023**

Fund: 001 General Fund  
 Department: 1902 Civil Service Board

Key	Object	Account Description	Category	FY 2019/2020 Actuals	FY 2020/2021 Actuals	FY 2021/2022 Adopted	FY 2021/2022 6 Mth Amnd	FY 2021/2022 6 Mth Actuals	FY 2022/2023 Dept Req	FY 2022/2023 CM Review	FY 2022/2023 CC Adopted
0011902	5193100	Professional Services		\$7,838	\$6,941	\$6,500	\$6,500	\$2,720	\$7,000	\$7,000	\$7,000
		FIRE EXAMS (2) @ \$2,500									\$5,000
		POLICE EXAMS (1) @ \$1,800 PLUS RELATED EXPENSES									\$2,000
0011902	5194100	Communications/Postage		\$0	\$0	\$50	\$50	\$0	\$50	\$50	\$50
		POSTAGE									\$50
<b>Operating Expenditures</b>				<b>\$7,838</b>	<b>\$6,941</b>	<b>\$6,550</b>	<b>\$6,550</b>	<b>\$2,720</b>	<b>\$7,050</b>	<b>\$7,050</b>	<b>\$7,050</b>
<b>Civil Service Board - Total</b>				<b>\$7,838</b>	<b>\$6,941</b>	<b>\$6,550</b>	<b>\$6,550</b>	<b>\$2,720</b>	<b>\$7,050</b>	<b>\$7,050</b>	<b>\$7,050</b>

**City of Key West**  
**Annual Budget**  
**Fiscal Year 2022/2023**

Fund: 001 General Fund  
 Department: 1903 Elections

Key	Object	Account Description	Category	FY 2019/2020 Actuals	FY 2020/2021 Actuals	FY 2021/2022 Adopted	FY 2021/2022 6 Mth Amnd	FY 2021/2022 6 Mth Actuals	FY 2022/2023 Dept Req	FY 2022/2023 CM Review	FY 2022/2023 CC Adopted
0011903	5191200	Regular Salaries & Wages		\$0	\$0	\$8,000	\$8,000	\$9,742	\$0	\$0	\$0
0011903	5192100	FICA Taxes		\$0	\$0	\$0	\$0	\$404	\$0	\$0	\$0
<b>Personnel Services</b>				<b>\$0</b>	<b>\$0</b>	<b>\$8,000</b>	<b>\$8,000</b>	<b>\$10,146</b>	<b>\$0</b>	<b>\$0</b>	<b>\$0</b>
0011903	5193400	Other Contractual Service		\$75	\$0	\$31,000	\$31,000	\$41,246	\$0	\$0	\$0
0011903	5194400	Rentals & Leases		\$0	\$0	\$550	\$550	\$0	\$0	\$0	\$0
0011903	5194900	Other Current Charges		\$0	\$0	\$450	\$450	\$0	\$0	\$0	\$0
<b>Operating Expenditures</b>				<b>\$75</b>	<b>\$0</b>	<b>\$32,000</b>	<b>\$32,000</b>	<b>\$41,246</b>	<b>\$0</b>	<b>\$0</b>	<b>\$0</b>
<b>Elections - Total</b>				<b>\$75</b>	<b>\$0</b>	<b>\$40,000</b>	<b>\$40,000</b>	<b>\$51,392</b>	<b>\$0</b>	<b>\$0</b>	<b>\$0</b>



**City of Key West**  
**Annual Budget**  
**Fiscal Year 2022/2023**

Fund: 001 General Fund  
 Department: 1904 Fleet Service Management

Key	Object	Account Description	Category	FY 2019/2020 Actuals	FY 2020/2021 Actuals	FY 2021/2022 Adopted	FY 2021/2022 6 Mth Amnd	FY 2021/2022 6 Mth Actuals	FY 2022/2023 Dept Req	FY 2022/2023 CM Review	FY 2022/2023 CC Adopted
		SHOES FOR STAFF									\$1,200
		SHOP SUPPLIES(CONSUMABLES,OIL,AEROSOLS,NUTS&BOLTS)									\$15,500
		TIRES									\$40,000
0011904	5195201	Fuel		\$306,393	\$340,195	\$446,400	\$446,400	\$219,783	\$595,200	\$683,500	\$683,500
		7,200 GALLONS AT \$5.00/GALLON EMS									\$36,000
		DIESEL FUEL FOR GENERAL FUND VEHICLES PURCHASED THROUGH THE TRANSIT FUND @ \$5.00 PER GALLON									\$100,000
		FUEL FOR MOTOR CYCLES									\$7,500
		UNLEADED FUEL ESTIMATED UNIT PRICE 120,000 GALLONS AT \$4.50/GALLON									\$540,000
0011904	5195400	Books-Subscrip-Membership		\$0	\$1,032	\$0	\$0	\$0	\$0	\$0	\$0
0011904	5195500	Training		\$0	\$559	\$600	\$600	\$0	\$600	\$600	\$600
		3 EMPLOYEES, TWO TESTS EACH \$99 PER TEST ASE TRAINING/CERTIFICATION									\$600
<b>Operating Expenditures</b>				<b>\$481,546</b>	<b>\$516,355</b>	<b>\$646,850</b>	<b>\$646,850</b>	<b>\$304,162</b>	<b>\$845,650</b>	<b>\$933,950</b>	<b>\$908,950</b>
0011904	5196400	Machinery & Equipment		\$2,833	\$20,880	\$5,000	\$15,000	\$14,268	\$75,000	\$75,000	\$75,000
		AC MACHINE (SUPPORTS NEW FREON REQUIREMENT)									\$10,000
		BRAKE LATHE									\$10,000
		FACILITY GENERATOR									\$55,000
<b>Capital Outlay</b>				<b>\$2,833</b>	<b>\$20,880</b>	<b>\$5,000</b>	<b>\$15,000</b>	<b>\$14,268</b>	<b>\$75,000</b>	<b>\$75,000</b>	<b>\$75,000</b>
<b>Fleet Service Management - Total</b>				<b>\$1,008,569</b>	<b>\$1,056,536</b>	<b>\$1,253,881</b>	<b>\$1,263,881</b>	<b>\$600,391</b>	<b>\$1,535,817</b>	<b>\$1,624,117</b>	<b>\$1,606,391</b>



**City of Key West**  
**Annual Budget**  
**Fiscal Year 2022/2023**

Fund: 001 General Fund  
 Department: 1905 Public Works

Key	Object	Account Description	Category	FY 2019/2020 Actuals	FY 2020/2021 Actuals	FY 2021/2022 Adopted	FY 2021/2022 6 Mth Amnd	FY 2021/2022 6 Mth Actuals	FY 2022/2023 Dept Req	FY 2022/2023 CM Review	FY 2022/2023 CC Adopted
		PORTA TOILET RENTAL - FANTASY FEST									\$3,000
		PORTA TOILET RENTAL - NEW YEARS EVE									\$2,000
0011905	5194600	Repairs and Maintenance		\$22,741	\$24,189	\$45,200	\$45,200	\$10,103	\$42,200	\$42,200	\$36,700
		CONCRETE (BAGS)									\$4,000
		CONSTRUCTION REPAIRS									\$15,000
		EQUIPMENT REPAIRS									\$7,500
		MECHANICAL(GAS EQUIPMENT REPAIR & PARTS)									\$5,000
		PAINTING									\$5,200
0011905	5194601	Cemetery		\$4,097	\$170	\$5,400	\$5,400	\$1,390	\$7,000	\$7,000	\$7,000
		CEMETERY REPLACEMENT PARTS									\$1,000
		CONCRETE									\$1,000
		FENCE MATERIAL/MAINTENANCE									\$4,000
		ROAD MAINTENANCE									\$1,000
0011905	5194900	Other Current Charges		\$172	\$465	\$0	\$0	\$0	\$0	\$0	\$0
0011905	5195200	Operating Supplies		\$100,861	\$81,307	\$265,800	\$235,800	\$39,714	\$176,800	\$251,800	\$215,800
		BENCHES FOR CITY									\$8,500
		EVENT PODIUM									\$4,000
		EVENT WATER									\$900
		JANITORIAL SUPPLIES									\$60,000
		METAL CROWD CONTROL BARRICADES									\$12,000
		NEW CITY CANS PHASE ONE									\$75,000
		SAFETY EQUIPMENT & SUPPLIES									\$10,000
		SAFETY SHOES									\$8,000
		SMALL EQUIPMENT									\$10,400
		SPECIAL EVENT SUPPLIES									\$10,000
		TOOLS AND EQUIPMENT									\$9,000
		YELLOW TRASH CANS FOR EVENTS									\$8,000
0011905	5195203	Cemetery		\$15,943	\$16,124	\$14,200	\$34,200	\$10,406	\$28,700	\$28,700	\$28,700
		BRONZE MEMORIAL MARKERS FOR CITY VAULTS (REIMBURSEABLE)									\$15,000
		CASKET TRAYS (REIMBURSABLE)									\$5,000
		FUNERAL SUPPLIES									\$3,500
		HARDWARE									\$100
		INTERMENT SUPPLIES									\$1,000
		LANDSCAPING TOOLS									\$1,200
		PAINTING SUPPLIES									\$400
		POWER TOOLS (DRILLS, WEEDEATERS, ETC)									\$2,500
0011905	5195400	Books-Subscrip-Membership		\$1,335	\$572	\$2,050	\$2,050	\$696	\$3,050	\$3,050	\$3,050

**City of Key West**  
**Annual Budget**  
**Fiscal Year 2022/2023**

Fund: 001 General Fund  
 Department: 1905 Public Works

Key	Object	Account Description	Category	FY 2019/2020 Actuals	FY 2020/2021 Actuals	FY 2021/2022 Adopted	FY 2021/2022 6 Mth Amnd	FY 2021/2022 6 Mth Actuals	FY 2022/2023 Dept Req	FY 2022/2023 CM Review	FY 2022/2023 CC Adopted
		AMERICAN PUBLIC WORKS ASSOCIATION 3 @ \$250									\$750
		CEMETERY INFORMATION SYSTEM CIMS BURIAL DATABASE									\$800
		EAGLES WING MEMBERSHIP (CEMETERY)									\$1,000
		MISC. BOOKS- CEMETERY									\$100
		ONLINE ARCHIVAL SUBSCRIPTION (CEMETERY)									\$400
0011905	5195500	Training		\$440	\$0	\$0	\$0	\$0	\$0	\$0	\$0
<b>Operating Expenditures</b>				<b>\$632,047</b>	<b>\$516,649</b>	<b>\$1,062,800</b>	<b>\$1,052,800</b>	<b>\$376,524</b>	<b>\$1,004,650</b>	<b>\$1,112,250</b>	<b>\$1,040,050</b>
0011905	5196400	Machinery & Equipment		\$103,666	\$3,946	\$54,000	\$54,000	\$9,990	\$430,000	\$206,000	\$206,000
		10X20 TENT WITH SIDES (S) (CEMETERY)									\$20,000
		6 SEAT GOLF CART (CEMETERY)									\$20,000
		BOBCAT W/TRAILER AND ACCESSORIES									\$85,000
		CHRISTMAS TREE 32'									\$50,000
		MENORAH (BAYVIEW)									\$15,000
		RIDING MOWER									\$10,000
		WALK BEHIND MOWER (2)									\$6,000
<b>Capital Outlay</b>				<b>\$103,666</b>	<b>\$3,946</b>	<b>\$54,000</b>	<b>\$54,000</b>	<b>\$9,990</b>	<b>\$430,000</b>	<b>\$206,000</b>	<b>\$206,000</b>
<b>Public Works - Total</b>				<b>\$3,595,470</b>	<b>\$3,098,162</b>	<b>\$4,558,518</b>	<b>\$4,548,518</b>	<b>\$1,699,132</b>	<b>\$5,051,939</b>	<b>\$4,935,216</b>	<b>\$4,931,346</b>

**City of Key West**  
**Annual Budget**  
**Fiscal Year 2022/2023**

Fund: 001 General Fund  
 Department: 1906 Engineering

Key	Object	Account Description	Category	FY 2019/2020 Actuals	FY 2020/2021 Actuals	FY 2021/2022 Adopted	FY 2021/2022 6 Mth Amnd	FY 2021/2022 6 Mth Actuals	FY 2022/2023 Dept Req	FY 2022/2023 CM Review	FY 2022/2023 CC Adopted
0011906	5191200	Regular Salaries & Wages		\$363,642	\$323,380	\$229,189	\$229,189	\$109,100	\$230,600	\$217,287	\$224,545
0011906	5191500	Special Pay		\$0	\$0	\$0	\$0	\$0	\$0	\$1,800	\$1,800
0011906	5192100	FICA Taxes		\$26,734	\$23,523	\$17,533	\$17,533	\$7,860	\$17,641	\$16,760	\$17,315
0011906	5192200	Retirement Contributions		\$32,006	\$29,821	\$18,335	\$18,335	\$8,417	\$18,448	\$17,383	\$17,964
0011906	5192300	Life & Health Insurance		\$42,646	\$36,384	\$14,798	\$14,798	\$7,694	\$16,014	\$32,027	\$32,027
<b>Personnel Services</b>				<b>\$465,027</b>	<b>\$413,108</b>	<b>\$279,855</b>	<b>\$279,855</b>	<b>\$133,070</b>	<b>\$282,703</b>	<b>\$285,257</b>	<b>\$293,651</b>
0011906	5193100	Professional Services		\$12,723	\$5,238	\$12,500	\$13,082	\$582	\$35,000	\$35,000	\$20,000
		INDOOR AIR QUALITY 1 @ 5000									\$5,000
		MISCELLANEOUS 1 @ 5000									\$5,000
		TRAFFIC STUDIES 4 @ 2500									\$10,000
0011906	5193400	Other Contractual Service		\$0	\$0	\$0	\$0	\$0	\$0	\$0	\$0
0011906	5194000	Travel & Per Diem		\$2,109	\$0	\$5,750	\$5,750	\$0	\$5,750	\$5,750	\$5,750
		MISC DAY TRIPS FOR MEETINGS - 15 @ 250 Mi @ \$.39									\$1,475
		MISC PROFESSIONAL REFRESHER COURSES									\$1,575
		PMP EXAM CERTIFICATION									\$1,700
		SPD - FDOT LAP CONFERENCE 2 @500									\$1,000
0011906	5194100	Communications/Postage		\$289	\$0	\$500	\$500	\$19	\$365	\$365	\$365
		OVERNIGHT SHIPPING - 12 @ \$20									\$240
		POSTAGE - 25 @ \$5									\$125
0011906	5194400	Rentals & Leases		\$549	\$1,225	\$4,800	\$4,800	\$637	\$4,800	\$4,800	\$2,400
		COPIER LEASE 12 @ \$200									\$2,400
0011906	5194600	Repairs and Maintenance		\$0	\$0	\$0	\$0	\$0	\$0	\$0	\$0
0011906	5194700	Printing & Binding		\$23	\$0	\$500	\$500	\$34	\$500	\$500	\$500
		OUTSIDE PRINTING 5 @ \$100									\$500
0011906	5194800	Promotional Expenses		\$0	\$0	\$0	\$0	\$0	\$0	\$0	\$0
0011906	5194900	Other Current Charges		\$387	\$0	\$500	\$500	\$0	\$1,000	\$1,000	\$1,000
		LEGAL ADVERTISING OTHER THAN PROJECTS - 10@ \$100									\$1,000
0011906	5195100	Office Supplies		\$1,416	\$451	\$1,820	\$1,820	\$136	\$2,080	\$1,580	\$1,580
0011906	5195200	Operating Supplies		\$417	\$400	\$1,200	\$1,200	\$0	\$1,200	\$1,200	\$1,200

**City of Key West**  
**Annual Budget**  
**Fiscal Year 2022/2023**

Fund: 001 General Fund  
 Department: 1906 Engineering

Key	Object	Account Description	Category	FY 2019/2020 Actuals	FY 2020/2021 Actuals	FY 2021/2022 Adopted	FY 2021/2022 6 Mth Amnd	FY 2021/2022 6 Mth Actuals	FY 2022/2023 Dept Req	FY 2022/2023 CM Review	FY 2022/2023 CC Adopted
		MISCELLANEOUS PPE									\$400
		SURVEYING/MARKING EQUIPMENT									\$400
		UNIFORMS CLOTHING									\$400
0011906	5195400	Books-Subscrip-Membership		\$5,688	\$600	\$675	\$875	\$0	\$800	\$800	\$800
		CITY ENGINEER CEUS									\$400
		CITY ENGINEER FLORIDA PE x 2 @ 125									\$250
		FLORIDA SHORE BEACH ASSOCIATION									\$150
0011906	5195500	Training		\$2,800	\$645	\$1,300	\$2,795	\$1,695	\$1,900	\$1,900	\$1,900
		CONSTRUCTION STORMWATER TRAINING									\$600
		INTERMEDIATE AND ADVANCED MOT TRAINING									\$700
		OSHA REFRESHER @200									\$200
		WEBINARS									\$400
<b>Operating Expenditures</b>				<b>\$26,400</b>	<b>\$8,560</b>	<b>\$29,545</b>	<b>\$31,822</b>	<b>\$3,104</b>	<b>\$53,395</b>	<b>\$52,895</b>	<b>\$35,495</b>
<b>Engineering - Total</b>				<b>\$491,427</b>	<b>\$421,667</b>	<b>\$309,400</b>	<b>\$311,677</b>	<b>\$136,175</b>	<b>\$336,098</b>	<b>\$338,152</b>	<b>\$329,146</b>



**City of Key West**  
**Annual Budget**  
**Fiscal Year 2022/2023**

Fund: 001 General Fund  
 Department: 1909 Facilities Maintenance

Key	Object	Account Description	Category	FY 2019/2020 Actuals	FY 2020/2021 Actuals	FY 2021/2022 Adopted	FY 2021/2022 6 Mth Amnd	FY 2021/2022 6 Mth Actuals	FY 2022/2023 Dept Req	FY 2022/2023 CM Review	FY 2022/2023 CC Adopted
		FMT PLAN - DEWITT ROBERTS FIELD OUTFIELD FENCE									\$15,000
		FMT PLAN - DOUGLASS GYM STAGE CURTAIN									\$48,000
		FMT PLAN - FMT BLDG ROOF/ROLL UP DOOR REPLACEMENT									\$114,000
		FMT PLAN - GRINNEL ST POCKET PARK FENCE/LIGHTING									\$6,000
		FMT PLAN - KWPD - REPLACE ALL HARD SURFACE FLOORING *BID OUT*									\$200,000
		FMT PLAN - KWPD - REPLACE VAV (DAMPERS)									\$35,000
		FMT PLAN - KWPD/KWFD - REPLACE PERIMETER FENCING									\$35,000
		FMT PLAN - MLK POOL ADA ENCLOSED LIFT									\$40,000
		FMT PLAN - PALM AVE FENCE AND GATE REPLACEMENT									\$35,000
		FMT PLAN - STERLING COMPLEX/ROSA FIELD - CANVAS AWNINGS OVER BLEACHERS									\$45,000
		HVAC PARTS AND REPAIRS									\$52,000
		MECHANICAL									\$6,000
		PAINTS & COATING									\$13,000
		PARKING LOT SEALING									\$6,000
		PLUMBING									\$16,000
		ROOFING									\$6,000
		SOUTHERNMOST POINT PAINTING									\$5,000
		STRUCTURAL METALS									\$7,000
0011909	5194700	Printing & Binding		\$13	\$0	\$0	\$0	\$0	\$0	\$0	\$0
0011909	5194900	Other Current Charges		\$600	\$226	\$0	\$0	\$0	\$0	\$0	\$0
0011909	5195200	Operating Supplies		\$11,677	\$15,609	\$20,840	\$20,840	\$87	\$20,840	\$20,840	\$17,340
		HARDWARE EQUIPMENT & SUPPLIES									\$3,000
		MISC TOOLS & SUPPLIES									\$1,500
		PAINT BRUSHES,TARPS & ROLLERS									\$2,000
		PORTABLE GAS CYLINDERS FOR WELDING 12 @ \$320									\$3,840
		SAFETY EQUIPMENT & SUPPLIES									\$3,000
		SAFETY SHOES									\$1,500
		WELDING SUPPLIES									\$2,500
0011909	5195500	Training		\$0	\$1,245	\$5,500	\$5,500	\$0	\$5,500	\$5,500	\$5,500
		BACKFLOW CERTIFICATIONS									\$1,500
		TECHNICAL SCHOOLS (GENERATOR, ELECTRICAL, AIR CONDITIONING, LIGHTING) (\$4,000)									\$4,000
<b>Operating Expenditures</b>				<b>\$229,838</b>	<b>\$304,887</b>	<b>\$359,900</b>	<b>\$386,070</b>	<b>\$103,047</b>	<b>\$1,453,248</b>	<b>\$979,538</b>	<b>\$961,038</b>
0011909	5196400	Machinery & Equipment		\$0	\$0	\$7,000	\$7,000	\$4,071	\$55,000	\$55,000	\$55,000
		FACILITY GENERATOR									\$35,000
		WELDER									\$20,000
<b>Capital Outlay</b>				<b>\$0</b>	<b>\$0</b>	<b>\$7,000</b>	<b>\$7,000</b>	<b>\$4,071</b>	<b>\$55,000</b>	<b>\$55,000</b>	<b>\$55,000</b>
<b>Facilities Maintenance - Total</b>				<b>\$857,376</b>	<b>\$944,015</b>	<b>\$1,146,965</b>	<b>\$1,173,135</b>	<b>\$494,897</b>	<b>\$2,315,245</b>	<b>\$1,841,535</b>	<b>\$1,823,035</b>

**City of Key West**  
**Annual Budget**  
**Fiscal Year 2022/2023**

Fund: 001 General Fund

Department: 1910 Disaster Recovery

Key	Object	Account Description	Category	FY 2019/2020 Actuals	FY 2020/2021 Actuals	FY 2021/2022 Adopted	FY 2021/2022 6 Mth Amnd	FY 2021/2022 6 Mth Actuals	FY 2022/2023 Dept Req	FY 2022/2023 CM Review	FY 2022/2023 CC Adopted
0011910	5191200	Regular Salaries & Wages		\$7,155	\$7,128	\$8,301	\$8,301	\$935	\$7,645	\$7,645	\$7,645
0011910	5191400	Overtime		\$27	\$0	\$0	\$0	\$984	\$0	\$0	\$0
0011910	5192100	FICA Taxes		\$523	\$519	\$635	\$635	\$1	\$585	\$585	\$585
0011910	5192200	Retirement Contributions		\$631	\$674	\$664	\$664	\$1	\$612	\$612	\$612
0011910	5192300	Life & Health Insurance		\$1,402	\$1,436	\$1,480	\$1,480	\$3	\$1,601	\$1,601	\$1,601
<b>Personnel Services</b>				<b>\$9,739</b>	<b>\$9,756</b>	<b>\$11,080</b>	<b>\$11,080</b>	<b>\$1,925</b>	<b>\$10,443</b>	<b>\$10,443</b>	<b>\$10,443</b>
0011910	5193100	Professional Services		\$106,775	\$121,902	\$0	\$81,757	\$16,313	\$85,000	\$0	\$0
0011910	5193400	Other Contractual Service		\$0	\$330	\$0	\$0	\$0	\$0	\$0	\$0
0011910	5194600	Repairs and Maintenance		\$2,378	\$0	\$0	\$0	\$0	\$0	\$0	\$0
0011910	5194900	Other Current Charges		\$0	\$343	\$0	\$0	\$0	\$0	\$0	\$0
0011910	5195200	Operating Supplies		\$189,854	\$7,485	\$0	\$0	\$0	\$0	\$0	\$0
0011910	5195500	Training		\$0	\$0	\$0	\$0	\$38,326	\$0	\$0	\$0
<b>Operating Expenditures</b>				<b>\$299,007</b>	<b>\$130,059</b>	<b>\$0</b>	<b>\$81,757</b>	<b>\$54,639</b>	<b>\$85,000</b>	<b>\$0</b>	<b>\$0</b>
<b>Disaster Recovery - Total</b>				<b>\$308,746</b>	<b>\$139,816</b>	<b>\$11,080</b>	<b>\$92,837</b>	<b>\$56,563</b>	<b>\$95,443</b>	<b>\$10,443</b>	<b>\$10,443</b>

**City of Key West**  
**Annual Budget**  
**Fiscal Year 2022/2023**

Fund: 001 General Fund  
Department: 2101 Police Department

Key	Object	Account Description	Category	FY 2019/2020 Actuals	FY 2020/2021 Actuals	FY 2021/2022 Adopted	FY 2021/2022 6 Mth Amnd	FY 2021/2022 6 Mth Actuals	FY 2022/2023 Dept Req	FY 2022/2023 CM Review	FY 2022/2023 CC Adopted
0012101	5211200	Regular Salaries & Wages		\$9,715,239	\$9,325,894	\$9,831,129	\$9,831,129	\$4,476,689	\$10,418,240	\$10,385,862	\$10,388,500
0012101	5211400	Overtime		\$734,915	\$921,453	\$840,315	\$840,315	\$546,814	\$840,315	\$900,000	\$700,000
0012101	5211500	Special Pay		\$203,338	\$182,663	\$190,800	\$190,800	\$88,925	\$187,740	\$188,760	\$188,760
0012101	5212100	FICA Taxes		\$797,203	\$782,756	\$830,962	\$830,962	\$384,183	\$875,642	\$877,809	\$862,710
0012101	5212200	Retirement Contributions		\$2,351,431	\$2,503,689	\$2,778,726	\$2,778,726	\$1,207,782	\$2,865,441	\$2,873,906	\$2,812,117
0012101	5212300	Life & Health Insurance		\$1,408,408	\$2,022,588	\$1,866,374	\$1,866,374	\$747,204	\$2,033,725	\$2,033,725	\$2,033,725
<b>Personnel Services</b>				<b>\$15,210,534</b>	<b>\$15,739,044</b>	<b>\$16,338,306</b>	<b>\$16,338,306</b>	<b>\$7,451,596</b>	<b>\$17,221,103</b>	<b>\$17,260,062</b>	<b>\$16,985,812</b>
0012101	5213100	Professional Services		\$13,238	\$22,126	\$28,362	\$28,362	\$12,714	\$28,362	\$28,362	\$28,362
		ADMINISTRATIVE DRUG BLOOD TESTING 3 @ \$300									\$900
		FERRIER SERVICE (3 HORSES) EVERY 6 WEEKS									\$5,250
		FIT FOR DUTY RE-EVALUATION 1 @ \$500									\$500
		HEPATITIS B VACCINATIONS (CFA STANDARD)10 @ \$155									\$1,500
		K-9 VETERINARY SERVICES									\$3,000
		PRE-EMPLOYMENT 3 OFFICERS X 5 TESTS - 15 X 560									\$8,400
		PRE-EMPLOYMENT FOR COMMUNICATIONS POSITIONS									\$2,800
		RANDOM DRUG TESTING									\$3,612
		VACCINES AND MEDICATION FOR MOUNTED UNIT									\$2,400
0012101	5213400	Other Contractual Service		\$11,063	\$7,751	\$14,050	\$14,050	\$9,114	\$18,850	\$15,250	\$15,250
		BIOHAZARD DESTRUCTION (1) @ \$450									\$450
		DRUG DESTRUCTION (TRANSPORT TO FT. LAUDERDALE)									\$600
		LANGUAGE LINE SERVICES \$100 PER MONTH									\$1,200
		OTHER AGENCY LODGING FOR FANTASY FEST (FHP) @ \$130 PER NIGHT									\$12,000
		TOWING & STORAGE									\$1,000
0012101	5213500	Investigative Services		\$9,945	\$25,097	\$20,000	\$20,000	\$9,573	\$25,000	\$25,000	\$25,000
		INFORMANT FEES AND BUY MONEY									\$25,000
0012101	5214000	Travel & Per Diem		\$12,568	\$21,974	\$37,279	\$37,279	\$13,783	\$42,860	\$32,860	\$30,360
		LODGING AND PER DIEM FOR TRAINING AND CONFERENCES									\$17,500
		LODGING AND PER DIEM FOR TRAINING WITH K9'S									\$3,000
		PEAF CONFERENCE-RECERTIFICATION									\$1,000
		REPLENISH ACCOUNT FOR SUN PASS TRANSPONDERS FOR UNMARKED VEHICLES									\$500
		SUN PASS TRANSPONDERS (NON REVENUE MINI)									\$110
		TRAVEL/PER DIEM FOR HONOR GUARD (3) @ \$250									\$750
		TRAVEL/PER DIEM FOR THI, MOTORCYCLE INSTRUCTOR ,ACCIDENT RECONSTRUCTION									\$7,500
0012101	5214010	Marine Division		\$0	\$0	\$1,000	\$1,000	\$0	\$1,000	\$1,000	\$1,000









**City of Key West**  
**Annual Budget**  
**Fiscal Year 2022/2023**

Fund: 001 General Fund  
 Department: 2101 Police Department

Key	Object	Account Description	Category	FY 2019/2020 Actuals	FY 2020/2021 Actuals	FY 2021/2022 Adopted	FY 2021/2022 6 Mth Amnd	FY 2021/2022 6 Mth Actuals	FY 2022/2023 Dept Req	FY 2022/2023 CM Review	FY 2022/2023 CC Adopted
		PEAF MEMBERSHIP (2) @ \$25 EA									\$50
		PIO ASSOCIATION MEMBERSHIP 1 @ \$60									\$60
		PROPERTY AND EVIDENCE MEMBERSHIP (2) @ \$150 EA									\$300
		TLOXP, TRANSUNION DATABASE									\$4,000
0012101	5215500	Training		(\$863)	\$48,843	\$22,185	\$30,445	\$15,928	\$94,190	\$94,190	\$94,190
		BLE ACADEMY (10) @ \$6,500 EA									\$65,000
		CONFERENCE (2) FOR (PROPERTY & EVIDENCE)									\$800
		CVSA RECERTIFICATION									\$495
		FL POLICE ACCREDITATION COALITION CONFERENCE (3) @ \$150 EA									\$450
		FLORIDA ACCREDITATION COALITION CONFERENCE (1) FOR DIVISION COMMANDER									\$150
		K-9 RECERTIFICATION									\$500
		KEY LARGO RANGE FEE FOR SRT									\$1,000
		MOTOR UNIT TRAINING (THI BASIC ,ADVANCED. MOTOR INSTRUCTOR,LASER (1)									\$5,000
		POLICE APPLICANT BACKGROUND INVESTIGATIONS TRAINING (1)									\$795
		SPECIALIZED TRAINING									\$20,000
0012101	5215510	Marine Division		\$0	\$0	\$1,500	\$1,500	\$0	\$1,500	\$1,500	\$1,500
<b>Operating Expenditures</b>				<b>\$542,138</b>	<b>\$583,469</b>	<b>\$844,731</b>	<b>\$881,263</b>	<b>\$431,204</b>	<b>\$1,008,894</b>	<b>\$930,036</b>	<b>\$917,339</b>
0012101	5216400	Machinery & Equipment		\$173,124	\$28,996	\$29,586	\$32,786	\$16,121	\$46,653	\$57,290	\$57,290
		.308 BOLT ACTION PRECISION RIFLE									\$2,673
		BALLISTIC VEST PACKAGES (20) @ \$1,281.87 EA									\$25,637
		BOSCHE DATA CABLE									\$5,140
		COVERT RECORDER FOR SIU									\$3,000
		CVSA COMPUTER W/4 YR WARRANTY									\$6,295
		FIRST FOCAL PLANE SCOPE									\$1,950
		HIGH-BACK OFFICE CHAIRS (8) @ \$550 EA									\$4,400
		L-SHAPED UPLIFT STANDING DESK W/ERGO CHAIR									\$2,500
		NIKON D7500 DSLR CAMERA KIT W/LENS									\$1,700
		TREADMILL FOR GYM									\$3,995
<b>Capital Outlay</b>				<b>\$173,124</b>	<b>\$28,996</b>	<b>\$29,586</b>	<b>\$32,786</b>	<b>\$16,121</b>	<b>\$46,653</b>	<b>\$57,290</b>	<b>\$57,290</b>
<b>Police Department - Total</b>				<b>\$15,925,796</b>	<b>\$16,351,509</b>	<b>\$17,212,623</b>	<b>\$17,252,355</b>	<b>\$7,898,922</b>	<b>\$18,276,650</b>	<b>\$18,247,388</b>	<b>\$17,960,441</b>

**City of Key West**  
**Annual Budget**  
**Fiscal Year 2022/2023**

Fund: 001 General Fund  
 Department: 2104 Law Enforcement Grants

Key	Object	Account Description	Category	FY 2019/2020 Actuals	FY 2020/2021 Actuals	FY 2021/2022 Adopted	FY 2021/2022 6 Mth Amnd	FY 2021/2022 6 Mth Actuals	FY 2022/2023 Dept Req	FY 2022/2023 CM Review	FY 2022/2023 CC Adopted
0012104	5211400	Overtime		\$12,771	\$13,520	\$110,000	\$110,000	\$9,343	\$110,000	\$0	\$0
<b>Personnel Services</b>				<b>\$12,771</b>	<b>\$13,520</b>	<b>\$110,000</b>	<b>\$110,000</b>	<b>\$9,343</b>	<b>\$110,000</b>	<b>\$0</b>	<b>\$0</b>
0012104	5214400	Rentals & Leases		\$6,151	\$0	\$0	\$0	\$0	\$0	\$0	\$0
0012104	5214900	Other Current Charges		\$637	\$0	\$0	\$0	\$0	\$0	\$0	\$0
0012104	5215200	Operating Supplies		\$0	\$62,078	\$0	\$0	\$0	\$0	\$0	\$0
0012104	5215500	Training		\$0	\$9,130	\$0	\$0	\$0	\$0	\$0	\$0
<b>Operating Expenditures</b>				<b>\$6,788</b>	<b>\$71,208</b>	<b>\$0</b>	<b>\$0</b>	<b>\$0</b>	<b>\$0</b>	<b>\$0</b>	<b>\$0</b>
0012104	5216400	Machinery & Equipment		\$74,692	\$0	\$0	\$0	\$0	\$0	\$0	\$0
<b>Capital Outlay</b>				<b>\$74,692</b>	<b>\$0</b>	<b>\$0</b>	<b>\$0</b>	<b>\$0</b>	<b>\$0</b>	<b>\$0</b>	<b>\$0</b>
<b>Law Enforcement Grants - Total</b>				<b>\$94,250</b>	<b>\$84,728</b>	<b>\$110,000</b>	<b>\$110,000</b>	<b>\$9,343</b>	<b>\$110,000</b>	<b>\$0</b>	<b>\$0</b>

**City of Key West**  
**Annual Budget**  
**Fiscal Year 2022/2023**

Fund: 001 General Fund  
 Department: 2201 Fire Department

Key	Object	Account Description	Category	FY 2019/2020 Actuals	FY 2020/2021 Actuals	FY 2021/2022 Adopted	FY 2021/2022 6 Mth Amnd	FY 2021/2022 6 Mth Actuals	FY 2022/2023 Dept Req	FY 2022/2023 CM Review	FY 2022/2023 CC Adopted
0012201	5221200	Regular Salaries & Wages		\$5,379,373	\$5,246,625	\$6,160,764	\$6,160,764	\$2,713,839	\$6,612,416	\$6,612,416	\$6,669,210
0012201	5221400	Overtime		\$544,525	\$702,341	\$400,000	\$400,000	\$388,316	\$600,000	\$600,000	\$450,000
0012201	5221500	Special Pay		\$88,505	\$84,172	\$97,530	\$97,530	\$42,252	\$163,055	\$163,055	\$163,055
0012201	5222100	FICA Taxes		\$474,155	\$470,222	\$509,359	\$509,359	\$245,206	\$564,223	\$564,223	\$557,093
0012201	5222200	Retirement Contributions		\$1,571,767	\$1,545,003	\$1,752,040	\$1,752,040	\$858,852	\$1,977,795	\$1,977,795	\$1,947,887
0012201	5222300	Life & Health Insurance		\$975,416	\$978,144	\$1,058,974	\$1,058,974	\$468,772	\$1,145,907	\$1,145,907	\$1,145,907
<b>Personnel Services</b>				<b>\$9,033,741</b>	<b>\$9,026,507</b>	<b>\$9,978,667</b>	<b>\$9,978,667</b>	<b>\$4,717,236</b>	<b>\$11,063,396</b>	<b>\$11,063,396</b>	<b>\$10,933,152</b>
0012201	5223100	Professional Services		\$26,820	\$26,978	\$31,900	\$31,900	\$1,452	\$61,300	\$54,900	\$54,900
		ANNUAL EMPLOYEE PHYSICALS									\$23,000
		BASELINE PHYSICALS FOR HAZMAT TEAM MEMBERS 40 @ \$640.00									\$25,600
		EMPLOYEE VACCINATIONS									\$1,500
		MANDATORY DRUG TESTING - 96 @ \$50.00									\$4,800
0012201	5223400	Other Contractual Service		\$1,800	\$2,450	\$3,450	\$3,450	\$550	\$3,800	\$3,800	\$3,800
		ANNUAL FUEL TANK INSPECTION FOR CENTRAL FIRE									\$600
		HAZARDOUS WASTE DISPOSAL 1 @ \$700									\$700
		MONTHLY PEST CONTROL FOR 3 FIRE STATIONS									\$2,500
0012201	5224000	Travel & Per Diem		\$6,374	\$4	\$12,400	\$12,400	\$2,165	\$13,520	\$12,520	\$12,520
		FIRE INSPECTOR CEU AT FIRE COLLEGE IN OCALA 2 @ \$1000									\$2,000
		FIRE MARSHAL STATE AND NATIONAL FIRE CODE WORKSHOP 2 @ \$1000									\$2,000
		FLORIDA FIRE CHIEF WORKSHOP 2 @ \$1200									\$2,400
		FLORIDA FIRE RESCUE EAST 2 @ \$1000									\$2,000
		RECERTS OF IN HOUSE INSTRUCTORS AT THE FIRE COLLEGE IN OCALA 2 @ \$1000									\$2,000
		STATE ARSON SEMINAR FOR FIRE INVESTIGATORS 2 @ \$1000									\$2,000
		SUNPASS USED FOR TRAVEL									\$120
0012201	5224100	Communications/Postage		\$9,920	\$6,156	\$500	\$500	\$2,824	\$3,000	\$6,900	\$6,900
		COMCAST CABLE TV FOR 3 FIRE STATIONS									\$5,400
		MISCELLANEOUS MAILING COSTS									\$1,500
0012201	5224300	Utility Services		\$13,095	\$13,426	\$14,100	\$14,100	\$11,453	\$18,100	\$16,600	\$16,600
		FIRE HYDRANT MAINTENANCE									\$10,100
		PROPANE FOR EACH FIRE STATION									\$6,500
0012201	5224301	Cable and Satellite TV		\$0	\$0	\$2,000	\$2,000	\$0	\$2,000	\$0	\$0
0012201	5224400	Rentals & Leases		\$970	\$2,529	\$2,900	\$2,900	\$1,052	\$2,900	\$3,000	\$3,000



**City of Key West**  
**Annual Budget**  
**Fiscal Year 2022/2023**

Fund: 001 General Fund  
 Department: 2201 Fire Department

Key	Object	Account Description	Category	FY 2019/2020 Actuals	FY 2020/2021 Actuals	FY 2021/2022 Adopted	FY 2021/2022 6 Mth Amnd	FY 2021/2022 6 Mth Actuals	FY 2022/2023 Dept Req	FY 2022/2023 CM Review	FY 2022/2023 CC Adopted
0012201	5225201	Fuel		\$2,778	\$4,215	\$3,000	\$3,000	\$2,556	\$5,000	\$5,000	\$5,000
		FUEL FOR THE BOAT									\$5,000
0012201	5225400	Books-Subscrip-Membership		\$980	\$3,808	\$5,971	\$5,971	\$946	\$7,113	\$7,113	\$7,113
		CODES, STATE STATUTES & PUBLICATIONS									\$4,250
		FL STATE FIRE CHIEFS ASSOCIATION 5 @ \$200									\$1,000
		FLORIDA FIRE MARSHAL INSPECTORS ASSOCIATION 8 @ \$150									\$1,200
		KW CITIZEN ANNUAL SUBSCRIPTION FOR 3 FIRE STATIONS									\$663
0012201	5225500	Training		\$22,264	\$4,198	\$146,290	\$146,290	\$34,400	\$56,470	\$47,070	\$47,070
		DIVE MASTER CERTIFICATION TRAINING									\$3,000
		EMS AND FIRE RELATED TRAINING (LEXIPOL) 90 @ \$65									\$5,850
		FIRE INSPECTOR CONTINUING EDUCATION COURSE IN OCALA 2 @ \$100									\$200
		FIRE MARSHAL STATE AND NATIONAL CODE SEMINAR 2 @ \$300									\$600
		RECERTIFICATION OF IN HOUSE INSTRUCTORS IN OCALA 2 @ \$60									\$120
		STATE ARSON SEMINAR, FIRE INVESTIGATORS 2 @ \$375									\$750
		STATE OF FLORIDA FIRE CHIEF WORKSHOP 2 @ \$375									\$750
		STATE OF FLORIDA FIRE RESCUE EAST WORKSHOPS 2 @ \$400									\$800
		USAR TRAINING, BUILDING COLLAPSE									\$35,000
<b>Operating Expenditures</b>				<b>\$257,702</b>	<b>\$264,306</b>	<b>\$516,131</b>	<b>\$538,406</b>	<b>\$181,100</b>	<b>\$547,313</b>	<b>\$493,013</b>	<b>\$487,013</b>
0012201	5226400	Machinery & Equipment		\$13,893	\$0	\$63,000	\$53,450	\$13,750	\$246,435	\$238,995	\$217,035
		AEDS TO BE PLACED IN CHIEF'S VEHICLES, COMMANDER VEHICLE, AND FIRE PREVENTION VEHICLES 6 @ \$2500									\$15,000
		BUNKER EXTRACTOR									\$55,000
		ICE MACHINE FOR FIRE STATION #3									\$3,500
		KNOX BOXES TO BE PLACED IN CHIEF'S VEHICLES, COMMANDER'S VEHICLE, AND FIRE PREVENTION VEHICLES. 4 @ \$1000									\$4,000
		LIVING AREA AND DINING FURNITURE FOR STATION 2									\$10,000
		MILWAUKEE POWER GENERATOR AND LIGHTING TOWERS FOR USE AT EMERGENCY SCENES									\$10,000
		NIKON D5600 CAMERA W/LENS AND KIT									\$1,035
		SAMSUNG TELEVISIONS FOR TRAINING ROOMS 2 @ \$3000									\$6,000
		STIHL POWER TOOLS REPLACEMENT									\$15,000
		THERMAL IMAGING CAMERA WITH BATTERIES AND CHARGERS 5 @ \$9500									\$47,500
		USAR RESPONSE EQUIPMENT									\$50,000
<b>Capital Outlay</b>				<b>\$13,893</b>	<b>\$0</b>	<b>\$63,000</b>	<b>\$53,450</b>	<b>\$13,750</b>	<b>\$246,435</b>	<b>\$238,995</b>	<b>\$217,035</b>
<b>Fire Department - Total</b>				<b>\$9,305,336</b>	<b>\$9,290,813</b>	<b>\$10,557,798</b>	<b>\$10,570,523</b>	<b>\$4,912,086</b>	<b>\$11,857,144</b>	<b>\$11,795,404</b>	<b>\$11,637,200</b>

**City of Key West**  
**Annual Budget**  
**Fiscal Year 2022/2023**

Fund: 001 General Fund  
Department: 2401 Building Services

Key	Object	Account Description	Category	FY 2019/2020 Actuals	FY 2020/2021 Actuals	FY 2021/2022 Adopted	FY 2021/2022 6 Mth Amnd	FY 2021/2022 6 Mth Actuals	FY 2022/2023 Dept Req	FY 2022/2023 CM Review	FY 2022/2023 CC Adopted
0012401	5241200	Regular Salaries & Wages		\$652,348	\$582,138	\$835,628	\$835,628	\$333,092	\$916,577	\$937,384	\$947,357
0012401	5241400	Overtime		\$11,330	\$4,244	\$20,000	\$20,000	\$0	\$20,000	\$10,000	\$10,000
0012401	5241500	Special Pay		\$20,264	\$13,770	\$13,380	\$13,380	\$2,148	\$5,740	\$14,700	\$10,700
0012401	5242100	FICA Taxes		\$50,066	\$44,905	\$66,479	\$66,479	\$24,909	\$72,087	\$73,599	\$74,056
0012401	5242200	Retirement Contributions		\$51,904	\$44,598	\$68,450	\$68,450	\$21,695	\$74,926	\$75,791	\$76,589
0012401	5242300	Life & Health Insurance		\$145,966	\$126,829	\$195,330	\$195,330	\$68,467	\$219,386	\$222,589	\$222,589
<b>Personnel Services</b>				<b>\$931,878</b>	<b>\$816,484</b>	<b>\$1,199,267</b>	<b>\$1,199,267</b>	<b>\$450,310</b>	<b>\$1,308,716</b>	<b>\$1,334,063</b>	<b>\$1,341,291</b>
0012401	5243100	Professional Services		\$103,288	\$102,201	\$0	\$15,000	\$12,750	\$210,000	\$20,000	\$20,000
		CRS CONSULTANT SERVICES (RECLASSIFICATION)									\$20,000
0012401	5244000	Travel & Per Diem		(\$349)	\$0	\$15,100	\$15,100	\$0	\$15,100	\$15,100	\$15,100
		ADVANCED FLOODPLAIN MANAGEMENT (FPM)									\$1,100
		BOAF CONFERENCE (CBO)									\$1,250
		CERTIFICATION TRAINING & TRAVEL USING \$2 FEES (EST. \$10K PER ANNUM)									\$7,500
		CERTIFIED FLOODPLAIN MANAGEMENT (CBO)									\$1,250
		DBPR CONTINUING EDUCATION									\$1,250
		FEMA CONFERENCE (FPM)									\$1,250
		OTHER EDUCATION FOR INSPECTORS									\$1,500
0012401	5244100	Communications/Postage		\$1,631	\$24	\$10,707	\$8,107	\$0	\$16,907	\$16,907	\$16,907
		CERTIFIED MAILINGS FOR CEB									\$200
		CRS ANNUAL UPKEEP REQUIREMENTS.									\$789
		CRS MAILINGS RE: NEW FLOOD MAPS									\$6,265
		CRS PROGRAM FOR PUBLIC INFORMATION									\$9,653
0012401	5244400	Rentals & Leases		\$3,996	\$3,306	\$5,000	\$5,000	\$2,372	\$5,000	\$5,000	\$4,500
		COLOR PRINTER, COPIER, SCANNER									\$4,500
0012401	5244600	Repairs and Maintenance		\$1,277	\$1,534	\$2,500	\$2,500	\$636	\$5,500	\$5,500	\$4,500
		PLOTTER, COPIER, SCANNER, PLANS REVIEW WORKSTATION (ALL DEPARTMENTS)									\$4,500
0012401	5244700	Printing & Binding		\$30	\$33	\$150	\$150	\$49	\$150	\$150	\$150
		BUSINESS CARDS									\$150
0012401	5244900	Other Current Charges		\$108	\$673	\$1,100	\$1,100	\$332	\$1,100	\$1,100	\$1,100

**City of Key West**  
**Annual Budget**  
**Fiscal Year 2022/2023**

Fund: 001 General Fund  
 Department: 2401 Building Services

Key	Object	Account Description	Category	FY 2019/2020 Actuals	FY 2020/2021 Actuals	FY 2021/2022 Adopted	FY 2021/2022 6 Mth Amnd	FY 2021/2022 6 Mth Actuals	FY 2022/2023 Dept Req	FY 2022/2023 CM Review	FY 2022/2023 CC Adopted
		ADVERTISING FOR CEB NOTARY & RENEWALS									\$600 \$500
0012401	5245100	Office Supplies		\$1,578	\$2,243	\$6,400	\$6,400	\$2,672	\$6,400	\$6,400	\$6,400
		CARD STOCK									\$750
		COPIER/PRINTER PAPER-WHITE (25 CASES)									\$800
		INSPECTOR WORK BOOTS									\$500
		INSPECTOR WORK SHIRTS									\$750
		LAMINATE									\$200
		PLAN STAMPS									\$200
		PLOTTER PRINTER PAPER AND SUPPLIES									\$3,200
0012401	5245200	Operating Supplies		\$0	\$0	\$0	\$2,600	\$0	\$1,000	\$1,000	\$1,000
		SUPPLIES FOR BUILDING DEPT. CONTRACTOR & STAKEHOLDER QUARTERLY MEETINGS									\$1,000
0012401	5245400	Books-Subscrp-Membership		\$576	\$1,822	\$4,990	\$6,715	\$555	\$7,295	\$5,295	\$5,295
		BOOKS-ASFM CERTIFICATION									\$400
		BOOKS-ASME 24-14 (1) * 150									\$150
		BOOKS-ELE CODES NFPA70									\$360
		BOOKS-FLOODPLAIN MGR									\$360
		BOOKS-NFPA 70,2018 FLORIDA FIRE PREVENTION CODE									\$500
		MEMBERSHIP-ASSOCIATION OF STATE FLOOD PLAIN MANAGERS (FPM)									\$165
		MEMBERSHIP-ASSOCIATION OF STATE FLOOD PLAIN MENAGERS-CFM (FPM)									\$70
		MEMBERSHIP-BOAF FLORIDA KEYS									\$300
		MEMBERSHIP-BUILDING OFFICIALS ASSOCIATION OF FLORIDA - STATE CBO									\$50
		MEMBERSHIP-FACE (CBO+FPM)									\$270
		MEMBERSHIP-FLORIDA FLOOD PLAIN MANAGERS ASSOCIATION (FPM)									\$60
		MEMBERSHIP-INTERNATIONAL CODE COUNCIL - GROUP									\$135
		MEMBERSHIP-NATIONAL FIRE PROTECTION ASSOCIATION CBO									\$175
		SMS TEXTING ANNUAL MEMBERSHIP									\$2,300
0012401	5245500	Training		\$269	\$1,443	\$20,650	\$5,650	\$4,500	\$20,650	\$12,650	\$12,650
		ADVANCED FLOODPLAIN MANAGEMENT (FPM)									\$200
		BOAF CONFERENCE REGISTRATION (CBO)									\$500
		FACE CERTIFICATION (FPM)									\$200
		GENERAL STAFF TRAINING									\$1,500
		ISO AND CRS PUBLIC MEETINGS COSTS									\$2,000
		STATE MEETING REGISTRATION									\$1,250
		TRAINING									\$7,000
<b>Operating Expenditures</b>				<b>\$112,404</b>	<b>\$113,279</b>	<b>\$66,597</b>	<b>\$68,322</b>	<b>\$23,866</b>	<b>\$289,102</b>	<b>\$89,102</b>	<b>\$87,602</b>
0012401	5246400	Machinery & Equipment		\$0	\$0	\$13,500	\$11,775	\$0	\$28,593	\$58,593	\$58,593

**City of Key West**

**Annual Budget**

**Fiscal Year 2022/2023**

Fund: 001 General Fund  
 Department: 2401 Building Services

Key	Object	Account Description	Category	FY 2019/2020 Actuals	FY 2020/2021 Actuals	FY 2021/2022 Adopted	FY 2021/2022 6 Mth Amnd	FY 2021/2022 6 Mth Actuals	FY 2022/2023 Dept Req	FY 2022/2023 CM Review	FY 2022/2023 CC Adopted
		2022 FORD F-150 CREW CAB 4x2 XL-W1C PRINTER/PLOTTER REPLACEMENT									\$28,593 \$30,000
			<b>Capital Outlay</b>	<b>\$0</b>	<b>\$0</b>	<b>\$13,500</b>	<b>\$11,775</b>	<b>\$0</b>	<b>\$28,593</b>	<b>\$58,593</b>	<b>\$58,593</b>
		<b>Building Services - Total</b>		<b>\$1,044,282</b>	<b>\$929,763</b>	<b>\$1,279,364</b>	<b>\$1,279,364</b>	<b>\$474,177</b>	<b>\$1,626,411</b>	<b>\$1,481,758</b>	<b>\$1,487,486</b>

**City of Key West**  
**Annual Budget**  
**Fiscal Year 2022/2023**

Fund: 001 General Fund  
 Department: 2402 Code Compliance

Key	Object	Account Description	Category	FY 2019/2020 Actuals	FY 2020/2021 Actuals	FY 2021/2022 Adopted	FY 2021/2022 6 Mth Amnd	FY 2021/2022 6 Mth Actuals	FY 2022/2023 Dept Req	FY 2022/2023 CM Review	FY 2022/2023 CC Adopted
0012402	5241200	Regular Salaries & Wages		\$598,472	\$540,177	\$714,046	\$714,046	\$323,978	\$719,093	\$718,747	\$718,747
0012402	5241400	Overtime		\$22,164	\$42,008	\$4,500	\$4,500	\$3,143	\$4,500	\$4,500	\$4,500
0012402	5241500	Special Pay		\$14,877	\$6,826	\$13,420	\$13,420	\$4,071	\$13,420	\$13,420	\$13,420
0012402	5242100	FICA Taxes		\$47,318	\$43,539	\$55,995	\$55,995	\$24,684	\$56,382	\$56,355	\$56,355
0012402	5242200	Retirement Contributions		\$46,272	\$45,032	\$57,484	\$57,484	\$20,298	\$57,887	\$57,860	\$57,860
0012402	5242300	Life & Health Insurance		\$153,079	\$143,237	\$184,972	\$184,972	\$76,595	\$192,163	\$192,163	\$192,163
<b>Personnel Services</b>				<b>\$882,182</b>	<b>\$820,819</b>	<b>\$1,030,417</b>	<b>\$1,030,417</b>	<b>\$452,768</b>	<b>\$1,043,445</b>	<b>\$1,043,045</b>	<b>\$1,043,045</b>
0012402	5243100	Professional Services		\$9,800	\$26,950	\$16,800	\$16,800	\$7,000	\$16,800	\$16,800	\$16,800
		MAGISTRATE FOR CODE HEARINGS 12 @ \$1,400									\$16,800
0012402	5243400	Other Contractual Service		\$1,200	\$2,000	\$3,000	\$3,000	\$400	\$3,000	\$3,000	\$3,000
		DMV REPORTING FOR TAXI AND PEDI-CAB DRIVERS									\$3,000
0012402	5244000	Travel & Per Diem		\$3,893	\$3,032	\$6,588	\$6,588	\$1,216	\$8,088	\$8,088	\$8,088
		CONTINUING EDUCATION - TRAVEL, MEALS, ETC. (6 OFFICERS) 6@ \$823 FABTO CONFERENCE- 2 PERSONS									\$4,938 \$3,150
0012402	5244100	Communications/Postage		\$4,370	\$11	\$100	\$100	\$0	\$100	\$100	\$100
		FED EX - SOUND METER FOR CALIBRATION, ETC.									\$100
0012402	5244600	Repairs and Maintenance		\$560	\$2,678	\$1,150	\$1,150	\$260	\$1,150	\$1,150	\$1,150
		CALIBRATION OF SOUND METER 2 @ \$575									\$1,500
0012402	5244700	Printing & Binding		\$11,557	\$1,779	\$10,455	\$10,455	\$866	\$1,925	\$1,925	\$1,925
		BUSINESS CARDS (13 X 25, INCLUDES SHIPPING/PROOF COSTS) ENVELOPES GENERIC ENVELOPES (10 BOXES - 5,000) \$27/BOX POSTING SHEETS - 500									\$325 \$1,000 \$500 \$100
0012402	5244900	Other Current Charges		\$775	\$1,666	\$3,745	\$3,695	\$862	\$3,545	\$3,545	\$3,545
		ADVERTISING FOR REGULATORY LICENSE AVAILABILITY APPEALS (2 @ \$400) ESCROW ACCOUNT - FILING OF LIENS NOTARY (1 RENEWAL, 5 NEW - 6 @ \$125) PUBLISHING OF NOTICE OF CODE HEARINGS (14 @ \$65)									\$325 \$800 \$500 \$750 \$910

**City of Key West**  
**Annual Budget**  
**Fiscal Year 2022/2023**

Fund: 001 General Fund  
 Department: 2402 Code Compliance

Key	Object	Account Description	Category	FY 2019/2020 Actuals	FY 2020/2021 Actuals	FY 2021/2022 Adopted	FY 2021/2022 6 Mth Amnd	FY 2021/2022 6 Mth Actuals	FY 2022/2023 Dept Req	FY 2022/2023 CM Review	FY 2022/2023 CC Adopted
		SUBPOENAS (4 @ \$65)									\$260
0012402	5245100	Office Supplies		\$2,734	\$1,632	\$2,120	\$2,120	\$1,047	\$2,300	\$2,300	\$2,300
		HOME DEPOT - BATTERIES, DUCT TAPE, ETC.									\$100
		MISC OFFICE SUPPLIES									\$1,000
		TONER FOR HP PRINTER (1 PK, BLACK - 6 @ \$192.00 EACH)									\$1,200
0012402	5245200	Operating Supplies		\$529	\$1,687	\$1,306	\$1,306	\$433	\$1,306	\$2,012	\$2,012
		(2) AXON BODY CAMERA AND EQUIPMENT - BODY CAMERA @ \$522, EVIDENCE.COM PROGRAM @ \$180, 10 GB STORAGE @ \$4.40									\$1,412
		UNIFORMS (8 OFFICERS, 3 UNIFORM SHIRTS EACH, 24 @ \$25)									\$600
0012402	5245400	Books-Subscrp-Membership		\$400	\$525	\$550	\$600	\$550	\$975	\$1,100	\$1,100
		MEMBERSHIP - FABTO - 4 @ \$50									\$200
		MEMBERSHIP - FLORIDA ASSOCIATION FOR CODE ENFORCEMENT (12 @ \$75)									\$900
0012402	5245500	Training		\$2,017	\$2,110	\$4,250	\$4,250	\$578	\$4,620	\$4,620	\$4,620
		CONTINUING EDUCATION - CLASS AND EXAM (5 OFFICERS, 1 ADMIN, 6 CLASSES)									\$3,900
		FABTO CONFERENCE 2 @ \$360.00									\$720
<b>Operating Expenditures</b>				<b>\$37,834</b>	<b>\$44,070</b>	<b>\$50,064</b>	<b>\$50,064</b>	<b>\$13,211</b>	<b>\$43,809</b>	<b>\$44,640</b>	<b>\$44,640</b>
<b>Code Compliance - Total</b>				<b>\$920,016</b>	<b>\$864,889</b>	<b>\$1,080,481</b>	<b>\$1,080,481</b>	<b>\$465,979</b>	<b>\$1,087,254</b>	<b>\$1,087,685</b>	<b>\$1,087,685</b>



**City of Key West**  
**Annual Budget**  
**Fiscal Year 2022/2023**

Fund: 001 General Fund  
 Department: 2501 Emergency Preparedness

Key	Object	Account Description	Category	FY 2019/2020 Actuals	FY 2020/2021 Actuals	FY 2021/2022 Adopted	FY 2021/2022 6 Mth Amnd	FY 2021/2022 6 Mth Actuals	FY 2022/2023 Dept Req	FY 2022/2023 CM Review	FY 2022/2023 CC Adopted
		IRIDIUM SATELLITE PHONES FOR EOC 4 @\$1600									\$6,400
		ZOOM ROOM LARGE SYSTEM FOR THE POLICE DEPT TRAINING ROOM									\$5,500
		<b>Capital Outlay</b>		<b>\$0</b>	<b>\$0</b>	<b>\$0</b>	<b>\$0</b>	<b>\$0</b>	<b>\$71,250</b>	<b>\$71,250</b>	<b>\$74,900</b>
		<b>Emergency Preparedness - Total</b>		<b>\$76,129</b>	<b>\$71,778</b>	<b>\$92,297</b>	<b>\$92,297</b>	<b>\$34,489</b>	<b>\$177,737</b>	<b>\$178,372</b>	<b>\$175,022</b>

**City of Key West**  
**Annual Budget**  
**Fiscal Year 2022/2023**

Fund: 001 General Fund  
Department: 2601 EMS Department

Key	Object	Account Description	Category	FY 2019/2020 Actuals	FY 2020/2021 Actuals	FY 2021/2022 Adopted	FY 2021/2022 6 Mth Amnd	FY 2021/2022 6 Mth Actuals	FY 2022/2023 Dept Req	FY 2022/2023 CM Review	FY 2022/2023 CC Adopted
0012601	5261200	Regular Salaries & Wages		\$1,663,547	\$1,688,582	\$1,515,581	\$1,515,581	\$866,854	\$1,636,335	\$1,636,335	\$1,641,840
0012601	5261400	Overtime		\$9,762	\$16,251	\$45,000	\$45,000	\$5,836	\$45,000	\$45,000	\$45,000
0012601	5261500	Special Pay		\$19,803	\$19,023	\$20,160	\$20,160	\$9,384	\$32,640	\$32,640	\$32,640
0012601	5262100	FICA Taxes		\$98,569	\$103,695	\$120,927	\$120,927	\$53,825	\$131,119	\$131,119	\$131,540
0012601	5262200	Retirement Contributions		\$362,471	\$395,490	\$473,415	\$473,415	\$204,279	\$510,330	\$510,330	\$512,037
0012601	5262300	Life & Health Insurance		\$236,500	\$241,695	\$251,561	\$251,561	\$110,682	\$272,231	\$272,231	\$272,231
<b>Personnel Services</b>				<b>\$2,390,652</b>	<b>\$2,464,735</b>	<b>\$2,426,644</b>	<b>\$2,426,644</b>	<b>\$1,250,861</b>	<b>\$2,627,655</b>	<b>\$2,627,655</b>	<b>\$2,635,288</b>
0012601	5263100	Professional Services		\$480	\$718	\$0	\$0	\$154	\$0	\$0	\$0
0012601	5263400	Other Contractual Service		\$70,882	\$74,394	\$71,250	\$71,250	\$33,581	\$78,425	\$101,425	\$101,425
		(COPCN) MONROE COUNTY CERTIFICATE OF PUBLIC CONVENIENCE AND NECESSITY FEE									\$25
		BILLING AGENCY COST OF COLLECTION - (4.3% OF 1.2 MILLION)									\$51,600
		FLORIDA DEPARTMENT OF HEALTH ALS LICENSE FEE \$1500.0010 ALS VEHICLE PERMIT @ \$30 PER VEHICLE - \$300									\$1,800
		MEDICAL DIRECTION									\$48,000
0012601	5264000	Travel & Per Diem		\$3	\$92	\$6,800	\$6,800	\$0	\$9,200	\$10,200	\$10,200
		CLINCON EMS CONFERENCE 2 @ 1200									\$2,400
		EMS ANNUAL STATE MEETINGS 4 @ 1000									\$4,000
		FIRST THERE FIRST CARE EMS CONFERENCE 2 @1200									\$2,400
		FLORIDA FIRE RESCUE EAST 1 @ \$1000									\$1,000
		RETRIEVE BACKBOARDS FROM MIAMI TRAUMA CENTERS - 4 @ \$100									\$400
0012601	5264100	Communications/Postage		\$0	\$0	\$100	\$100	\$0	\$500	\$500	\$500
0012601	5264400	Rentals & Leases		\$1,980	\$1,777	\$2,532	\$2,532	\$771	\$2,532	\$2,532	\$2,532
		COPY MACHINE LEASE \$211 PER MONTH									\$2,532
0012601	5264600	Repairs and Maintenance		\$13,245	\$24,138	\$36,500	\$36,500	\$10,706	\$50,000	\$50,000	\$50,000
		E-PCR TABLET SOFTWARE AND WARRANTY SERVICE									\$8,000
		LIFEPAK EXTENDED WARRANTY AND SERVICE									\$16,000
		MAINTENANCE OF DURABLE MEDICAL EQUIPMENT									\$6,000
		REPAIR & MAINTENANCE OF EMS VEHICLES									\$10,000
		STRYKER STRETCHER EXTENDED WARRANTY/SERVICE									\$10,000
0012601	5264700	Printing & Binding		\$1,254	\$0	\$500	\$500	\$0	\$1,000	\$1,000	\$1,000
		EMS RUN REPORT/MEDICAL PROTOCOL MANUALS									\$1,000
0012601	5264800	Promotional Expenses		\$825	\$0	\$0	\$0	\$0	\$0	\$0	\$0
0012601	5264900	Other Current Charges		\$108	\$173	\$0	\$0	\$30	\$0	\$0	\$0

**City of Key West**  
**Annual Budget**  
**Fiscal Year 2022/2023**

Fund: 001 General Fund  
 Department: 2601 EMS Department

Key	Object	Account Description	Category	FY 2019/2020 Actuals	FY 2020/2021 Actuals	FY 2021/2022 Adopted	FY 2021/2022 6 Mth Amnd	FY 2021/2022 6 Mth Actuals	FY 2022/2023 Dept Req	FY 2022/2023 CM Review	FY 2022/2023 CC Adopted
0012601	5265100	Office Supplies		\$1,260	\$289	\$1,500	\$1,500	\$476	\$1,500	\$1,500	\$1,500
		MISC OFFICE SUPPLIES FOR EMS DIVISION									\$1,500
0012601	5265200	Operating Supplies		\$138,738	\$135,958	\$128,300	\$128,300	\$47,658	\$179,000	\$179,000	\$179,000
		EMAIL USER LICENSES FOR PARAMEDICS 35 @ \$100									\$3,500
		MEDICAL SUPPLIES									\$175,000
		REHABILITATION RESOURCES									\$500
0012601	5265400	Books-Subscrip-Membership		\$95	\$95	\$825	\$1,010	\$1,007	\$925	\$925	\$925
		FLORIDA FIRE CHIEFS ASSOCIATION MEMBERSHIP									\$125
		RURAL EMS PROVIDERS MEMBERSHIP									\$800
0012601	5265500	Training		\$1,302	\$2,900	\$7,500	\$7,315	\$1,900	\$40,500	\$40,900	\$40,900
		3 PARAMEDIC STUDENTS @ \$10,000 EACH									\$30,000
		EMS REPORT TRAINING									\$3,000
		STATE OF FLORIDA FIRE RESCUE EAST WORKSHOPS 1 @ \$400									\$400
		RE-CERTIFICATION OF AMERICAN HEART COURSE ACLS 1 @ \$3500									\$3,500
		RE-CERTIFICATION OF AMERICAN HEART COURSES BLS 1 @ \$1000									\$1,000
		RE-CERTIFICATION OF AMERICAN HEART COURSES PALS									\$3,000
<b>Operating Expenditures</b>				<b>\$230,171</b>	<b>\$240,533</b>	<b>\$255,807</b>	<b>\$255,807</b>	<b>\$96,283</b>	<b>\$363,582</b>	<b>\$387,982</b>	<b>\$387,982</b>
0012601	5266400	Machinery & Equipment		\$0	\$0	\$16,000	\$16,000	\$1,405	\$20,000	\$20,000	\$20,000
		5 TABLETS @ \$3,500 EACH + FREIGHT + AIRCARDS									\$20,000
<b>Capital Outlay</b>				<b>\$0</b>	<b>\$0</b>	<b>\$16,000</b>	<b>\$16,000</b>	<b>\$1,405</b>	<b>\$20,000</b>	<b>\$20,000</b>	<b>\$20,000</b>
<b>EMS Department - Total</b>				<b>\$2,620,823</b>	<b>\$2,705,268</b>	<b>\$2,698,451</b>	<b>\$2,698,451</b>	<b>\$1,348,549</b>	<b>\$3,011,237</b>	<b>\$3,035,637</b>	<b>\$3,043,270</b>

**City of Key West**  
**Annual Budget**  
**Fiscal Year 2022/2023**

Fund: 001 General Fund  
 Department: 3701 Tree Commission

Key	Object	Account Description	Category	FY 2019/2020 Actuals	FY 2020/2021 Actuals	FY 2021/2022 Adopted	FY 2021/2022 6 Mth Amnd	FY 2021/2022 6 Mth Actuals	FY 2022/2023 Dept Req	FY 2022/2023 CM Review	FY 2022/2023 CC Adopted
0013701	5373100	Professional Services		\$0	\$0	\$5,000	\$5,000	\$0	\$5,000	\$5,000	\$5,000
		TREE CONSULTANT									\$5,000
0013701	5373400	Other Contractual Service		\$10,350	\$0	\$0	\$0	\$0	\$0	\$0	\$0
0013701	5374700	Printing & Binding		\$0	\$0	\$1,250	\$1,250	\$0	\$1,250	\$1,250	\$1,250
		PRINTING & BINDING TREE ID BOOKS									\$1,250
0013701	5375200	Operating Supplies		\$186,509	\$13,970	\$37,529	\$41,399	\$3,870	\$30,000	\$57,814	\$57,814
		TREE REPLACEMENTS									\$57,814
0013701	5375400	Books-Subscrip-Membership		\$0	\$0	\$1,000	\$1,000	\$0	\$1,000	\$1,000	\$1,000
		EDUCATIONAL BROCHURES									\$1,000
<b>Operating Expenditures</b>				<b>\$196,859</b>	<b>\$13,970</b>	<b>\$44,779</b>	<b>\$48,649</b>	<b>\$3,870</b>	<b>\$37,250</b>	<b>\$65,064</b>	<b>\$65,064</b>
<b>Tree Commission - Total</b>				<b>\$196,859</b>	<b>\$13,970</b>	<b>\$44,779</b>	<b>\$48,649</b>	<b>\$3,870</b>	<b>\$37,250</b>	<b>\$65,064</b>	<b>\$65,064</b>

**City of Key West**  
**Annual Budget**  
**Fiscal Year 2022/2023**

Fund: 001 General Fund  
Department: 4302 Port Operations

Key	Object	Account Description	Category	FY 2019/2020 Actuals	FY 2020/2021 Actuals	FY 2021/2022 Adopted	FY 2021/2022 6 Mth Amnd	FY 2021/2022 6 Mth Actuals	FY 2022/2023 Dept Req	FY 2022/2023 CM Review	FY 2022/2023 CC Adopted
0014302	5431200	Regular Salaries & Wages		\$305,741	\$270,299	\$287,882	\$219,011	\$101,924	\$229,962	\$240,542	\$242,201
0014302	5431400	Overtime		\$0	\$0	\$500	\$500	\$0	\$500	\$0	\$0
0014302	5431500	Special Pay		\$1,860	\$1,650	\$1,500	\$1,500	\$750	\$1,500	\$1,500	\$1,500
0014302	5432100	FICA Taxes		\$22,312	\$19,698	\$22,176	\$16,907	\$7,855	\$17,745	\$18,516	\$18,643
0014302	5432200	Retirement Contributions		\$26,910	\$23,731	\$13,717	\$8,207	\$3,801	\$8,616	\$19,243	\$19,376
0014302	5432300	Life & Health Insurance		\$50,918	\$56,166	\$44,393	\$29,595	\$13,461	\$32,027	\$16,014	\$16,014
<b>Personnel Services</b>				<b>\$407,740</b>	<b>\$371,545</b>	<b>\$370,168</b>	<b>\$275,720</b>	<b>\$127,791</b>	<b>\$290,350</b>	<b>\$295,815</b>	<b>\$297,734</b>
0014302	5433100	Professional Services		\$3,000	\$0	\$0	\$0	\$0	\$0	\$0	\$0
0014302	5433410	Outer Mole Transportation		\$818,138	\$0	\$0	\$0	\$0	\$0	\$0	\$0
0014302	5433420	Port Security		\$90,762	\$0	\$3,150	\$3,150	\$0	\$0	\$0	\$0
0014302	5434000	Travel & Per Diem		\$3,261	\$0	\$0	\$0	\$0	\$0	\$0	\$0
0014302	5434100	Communications/Postage		\$289	\$0	\$0	\$0	\$0	\$0	\$0	\$0
0014302	5434400	Rentals & Leases		\$7,396	\$1,863	\$3,610	\$3,610	\$0	\$2,750	\$2,400	\$11,400
		POWER BOAT RENTAL FEE									\$9,000
		PRINTER LEASE (UPSTAIRS 201 WILLIAM STREET)									\$2,400
0014302	5434600	Repairs and Maintenance		\$10,976	\$7,219	\$10,700	\$10,700	\$7,484	\$10,000	\$10,000	\$8,000
		ANNUAL X-RAY MAINTENANCE & CERTIFICATION									\$8,000
0014302	5434800	Promotional Expenses		\$44	\$0	\$0	\$0	\$0	\$0	\$0	\$0
0014302	5434900	Other Current Charges		\$1,951	\$0	\$0	\$0	\$0	\$0	\$0	\$0
0014302	5435100	Office Supplies		\$1,561	\$324	\$0	\$0	\$141	\$500	\$500	\$500
		BOTTLED WATER (UPSTAIRS 201 WILLIAM STREET)									\$500
0014302	5435400	Books-Subscrip-Membership		\$21,175	\$21,175	\$22,600	\$22,600	\$16,078	\$22,500	\$22,500	\$22,500
		FL CARIBBEAN CRUISE ASSOCIATION YEARLY DUES									\$500
		FL PORTS COUNCIL DUES									\$22,000
<b>Operating Expenditures</b>				<b>\$958,552</b>	<b>\$30,582</b>	<b>\$40,060</b>	<b>\$40,060</b>	<b>\$23,703</b>	<b>\$35,750</b>	<b>\$35,400</b>	<b>\$42,400</b>
<b>Port Operations - Total</b>				<b>\$1,366,293</b>	<b>\$402,127</b>	<b>\$410,228</b>	<b>\$315,780</b>	<b>\$151,494</b>	<b>\$326,100</b>	<b>\$331,215</b>	<b>\$340,134</b>

**City of Key West**  
**Annual Budget**  
**Fiscal Year 2022/2023**

Fund: 001 General Fund  
 Department: 6901 Homeless Services

Key	Object	Account Description	Category	FY 2019/2020 Actuals	FY 2020/2021 Actuals	FY 2021/2022 Adopted	FY 2021/2022 6 Mth Amnd	FY 2021/2022 6 Mth Actuals	FY 2022/2023 Dept Req	FY 2022/2023 CM Review	FY 2022/2023 CC Adopted
0016901	5693400	Other Contractual Service		\$547,339	\$686,422	\$697,598	\$697,598	\$406,932	\$774,053	\$774,053	\$774,053
		OPERATIONS MANAGEMENT OF KEYS OVERNIGHT TEMPORARY SHELTER (KOTS) - 24 HOUR OPERATION									\$774,053
0016901	5694000	Travel & Per Diem		\$636	\$0	\$0	\$0	\$0	\$0	\$0	\$0
0016901	5694300	Utility Services		\$1,088	\$2,309	\$4,000	\$4,000	\$1,433	\$4,000	\$6,000	\$6,000
		PROPANE									\$3,000
		WASTE MANAGEMENT - KOTS COLLECTIONS									\$3,000
0016901	5694302	Electricity		\$13,508	\$14,526	\$12,000	\$12,000	\$2,555	\$12,000	\$12,000	\$12,000
0016901	5694400	Rentals & Leases		\$51,037	\$3,480	\$0	\$0	\$0	\$0	\$0	\$0
0016901	5694600	Repairs and Maintenance		\$7,054	\$3,613	\$2,500	\$72,000	\$1,448	\$2,500	\$252,500	\$252,500
		MISCELLANEOUS REPAIRS AND MAINTENANCE									\$2,500
		TEMPORARY KOTS SETUP									\$250,000
0016901	5694900	Other Current Charges		\$148	\$0	\$0	\$0	\$0	\$0	\$0	\$0
0016901	5695200	Operating Supplies		\$7,301	\$1,985	\$0	\$0	\$0	\$0	\$0	\$0
<b>Operating Expenditures</b>				<b>\$628,110</b>	<b>\$712,334</b>	<b>\$716,098</b>	<b>\$785,598</b>	<b>\$412,368</b>	<b>\$792,553</b>	<b>\$1,044,553</b>	<b>\$1,044,553</b>
0016901	5696400	Machinery & Equipment		\$20,718	\$3,146	\$0	\$3,500	\$0	\$0	\$0	\$0
<b>Capital Outlay</b>				<b>\$20,718</b>	<b>\$3,146</b>	<b>\$0</b>	<b>\$3,500</b>	<b>\$0</b>	<b>\$0</b>	<b>\$0</b>	<b>\$0</b>
<b>Homeless Services - Total</b>				<b>\$648,828</b>	<b>\$715,480</b>	<b>\$716,098</b>	<b>\$789,098</b>	<b>\$412,368</b>	<b>\$792,553</b>	<b>\$1,044,553</b>	<b>\$1,044,553</b>





**City of Key West**  
**Annual Budget**  
**Fiscal Year 2022/2023**

Fund: 001 General Fund  
 Department: 7201 Parks and Recreation

Key	Object	Account Description	Category	FY 2019/2020 Actuals	FY 2020/2021 Actuals	FY 2021/2022 Adopted	FY 2021/2022 6 Mth Amnd	FY 2021/2022 6 Mth Actuals	FY 2022/2023 Dept Req	FY 2022/2023 CM Review	FY 2022/2023 CC Adopted
		LANYARDS, WHISTLES, AND BALLS FOR THE POOL									\$500
		LIFEGUARD/SECURITY GUARD UNIFORMS									\$1,500
		LUMBER, PAINT SUPPLIES, HARDWARE									\$7,000
		MARBLE DUST 3 AT \$800									\$2,400
		MULCH FOR PARKS AND FACILITIES									\$30,000
		NETS, WINDSCREEN, AND SUPPLIES FOR TENNIS COURTS									\$2,500
		PADDING FOR POLES AT FIELDS									\$12,000
		PEST CONTROL AT BALLFIELDS									\$3,000
		PODIUM									\$4,000
		PUMP AND IRRIGATION SUPPLIES									\$6,500
		RAKES AND DRAG MATS FOR FIELD MAINTENANCE									\$2,500
		RECREATION SMALL HAND TOOLS, BLOWERS, WEED-EATERS									\$7,000
		SAFETY SHOES FOR EMPLOYEES									\$3,000
		SOIL DRESSING FOR FIELDS									\$4,000
		SOUND SYSTEMS (GYM, POOL, SKATEPARK)									\$7,000
		SPORTS FIELD PAINT									\$10,000
		SPORTS LIGHTING									\$1,500
		UMBRELLAS(\$200EA), AND RESCUE TUBES FOR POOL									\$1,500
		UNIFORMS FOR YOUTH BASKETBALL LEAGUE									\$7,000
		WEED CONTROL FOR ALL FIELDS AND FACILITIES									\$2,500
0017201	5725400	Books-Subscrp-Membership		\$0	\$0	\$820	\$820	\$0	\$820	\$820	\$820
		FRPA ANNUAL MEMBERSHIP- DIRECTOR AND PARKS MANAGER									\$320
		NRPA ANNUAL MEMBERSHIP- DIRECTOR, DEPUTY AND PARKS MANAGER									\$500
0017201	5725500	Training		\$300	\$150	\$1,000	\$1,000	\$0	\$1,000	\$1,000	\$1,000
		LIFEGUARD TRAINING/CERTIFICATION									\$1,000
<b>Operating Expenditures</b>				<b>\$1,330,115</b>	<b>\$1,417,474</b>	<b>\$1,599,323</b>	<b>\$1,684,684</b>	<b>\$627,527</b>	<b>\$1,811,955</b>	<b>\$1,810,255</b>	<b>\$1,842,910</b>
0017201	5726400	Machinery & Equipment		\$115,323	\$3,776	\$13,000	\$14,200	\$14,199	\$206,000	\$72,000	\$72,000
		36" MOWER									\$10,000
		DOUGLASS GYM TROPHY CASE									\$6,000
		EQUIPMENT TRANSPORT TRAILER									\$6,000
		FIELD LINE PAINT MACHINE									\$5,000
		ICE MACHINE (STERLING COMPLEX)									\$5,000
		PROTURF 1060 TURF SWEEPER/VACUUM									\$40,000
<b>Capital Outlay</b>				<b>\$115,323</b>	<b>\$3,776</b>	<b>\$13,000</b>	<b>\$14,200</b>	<b>\$14,199</b>	<b>\$206,000</b>	<b>\$72,000</b>	<b>\$72,000</b>
<b>Parks and Recreation - Total</b>				<b>\$2,953,939</b>	<b>\$2,943,123</b>	<b>\$3,653,556</b>	<b>\$3,740,117</b>	<b>\$1,344,523</b>	<b>\$4,212,679</b>	<b>\$4,076,979</b>	<b>\$4,160,936</b>
<b>General Fund Expenditures - Total</b>				<b>\$53,907,057</b>	<b>\$52,722,570</b>	<b>\$68,458,789</b>	<b>\$72,509,442</b>	<b>\$30,713,685</b>	<b>\$68,022,042</b>	<b>\$79,793,568</b>	<b>\$82,186,824</b>



# Infrastructure Surtax Fund

Purpose: Construct City infrastructure consisting of buildings, roads, sidewalks, parks, piers, seawalls, etc.; major renovations to existing infrastructure; purchase capital equipment and vehicles for public safety

Revenue: One cent sales surtax (expires 12/31/2018)

**City of Key West**  
**Annual Budget**  
**Fiscal Year 2022/2023**

Fund: 101 Infrastructure Surtax

Department: 0000 Revenue

Key	Object	Account Description	Category	FY 2019/2020 Actuals	FY 2020/2021 Actuals	FY 2021/2022 Adopted	FY 2021/2022 6 Mth Amnd	FY 2021/2022 6 Mth Actuals	FY 2022/2023 Dept Req	FY 2022/2023 CM Review	FY 2022/2023 CC Adopted
1010000	3126000	Discretionary Sale Surtax		\$7,997,399	\$11,434,500	\$10,500,000	\$10,500,000	\$6,011,197	\$10,710,000	\$14,000,000	\$12,997,909
<b>Taxes</b>				<b>\$7,997,399</b>	<b>\$11,434,500</b>	<b>\$10,500,000</b>	<b>\$10,500,000</b>	<b>\$6,011,197</b>	<b>\$10,710,000</b>	<b>\$14,000,000</b>	<b>\$12,997,909</b>
1010000	3315001	FEMA Grant/Reimbursement		\$0	\$0	\$500,000	\$500,000	\$0	\$4,300,000	\$4,300,000	\$4,300,000
1010000	3315002	American Rescue Plan Act		\$0	\$0	\$0	\$0	\$0	\$0	\$1,943,115	\$1,943,115
		ARPA - KWPD AXON CAMERA REPLACEMENT									\$1,534,710
		ARPA - PARKS & RECREATION CAMERA INSTALLATIONS									\$408,405
1010000	3349000	Other State Grants		\$200,638	\$52,030	\$613,333	\$713,333	\$12,221	\$0	\$0	\$0
1010000	3377001	TDC Grant		\$573,610	\$134,165	\$881,277	\$881,277	\$4,925	\$198,000	\$198,000	\$398,000
		SMATHER'S BEACH PAVILIONS									\$198,000
		TRUMAN WATERFRONT PARKING									\$200,000
<b>InterGovernmental Revenue</b>				<b>\$774,248</b>	<b>\$186,195</b>	<b>\$1,994,610</b>	<b>\$2,094,610</b>	<b>\$17,146</b>	<b>\$4,498,000</b>	<b>\$6,441,115</b>	<b>\$6,641,115</b>
1010000	3610000	Interest Earnings		\$26,686	\$5,075	\$0	\$0	\$714	\$0	\$5,000	\$25,000
<b>Misc Revenue</b>				<b>\$26,686</b>	<b>\$5,075</b>	<b>\$0</b>	<b>\$0</b>	<b>\$714</b>	<b>\$0</b>	<b>\$5,000</b>	<b>\$25,000</b>
1010000	3830000	Lease Proceeds		\$0	\$308,365	\$0	\$0	\$0	\$0	\$0	\$0
1010000	3899001	Fund Balance		\$0	\$0	\$3,816,693	\$3,999,162	\$0	\$5,730,617	\$5,516,205	\$4,529,373
<b>Other Sources</b>				<b>\$0</b>	<b>\$308,365</b>	<b>\$3,816,693</b>	<b>\$3,999,162</b>	<b>\$0</b>	<b>\$5,730,617</b>	<b>\$5,516,205</b>	<b>\$4,529,373</b>
<b>Infrastructure Surtax Revenue - Total</b>				<b>\$8,798,333</b>	<b>\$11,934,135</b>	<b>\$16,311,303</b>	<b>\$16,593,772</b>	<b>\$6,029,057</b>	<b>\$20,938,617</b>	<b>\$25,962,320</b>	<b>\$24,193,397</b>

**City of Key West**

**Annual Budget**

**Fiscal Year 2022/2023**

Fund: 101 Infrastructure Surtax  
 Department: 1303 Information Technology

Key	Object	Account Description	Category	FY 2019/2020 Actuals	FY 2020/2021 Actuals	FY 2021/2022 Adopted	FY 2021/2022 6 Mth Amnd	FY 2021/2022 6 Mth Actuals	FY 2022/2023 Dept Req	FY 2022/2023 CM Review	FY 2022/2023 CC Adopted
1011303	5136400	Machinery & Equipment		\$0	\$0	\$0	\$0	\$0	\$0	\$50,000	\$50,000
		CCTV SERVER									\$50,000
			<b>Capital Outlay</b>	<b>\$0</b>	<b>\$0</b>	<b>\$0</b>	<b>\$0</b>	<b>\$0</b>	<b>\$0</b>	<b>\$50,000</b>	<b>\$50,000</b>
		<b>Information Technology - Total</b>		<b>\$0</b>	<b>\$0</b>	<b>\$0</b>	<b>\$0</b>	<b>\$0</b>	<b>\$0</b>	<b>\$50,000</b>	<b>\$50,000</b>

**City of Key West**  
**Annual Budget**  
**Fiscal Year 2022/2023**

Fund: 101 Infrastructure Surtax  
Department: 1900 Non-Departmental

Key	Object	Account Description	Category	FY 2019/2020 Actuals	FY 2020/2021 Actuals	FY 2021/2022 Adopted	FY 2021/2022 6 Mth Amnd	FY 2021/2022 6 Mth Actuals	FY 2022/2023 Dept Req	FY 2022/2023 CM Review	FY 2022/2023 CC Adopted
1011900	5191200	Regular Salaries & Wages		\$140,374	\$151,470	\$167,946	\$167,946	\$81,661	\$247,706	\$247,706	\$246,296
1011900	5191500	Special Pay		\$460	\$360	\$360	\$360	\$210	\$720	\$720	\$1,080
1011900	5192100	FICA Taxes		\$10,457	\$11,247	\$12,875	\$12,875	\$6,071	\$19,005	\$19,005	\$18,924
1011900	5192200	Retirement Contributions		\$9,478	\$14,332	\$13,436	\$13,436	\$6,115	\$19,817	\$19,817	\$19,704
1011900	5192300	Life & Health Insurance		\$19,749	\$31,740	\$29,595	\$29,595	\$13,466	\$48,041	\$48,041	\$48,041
<b>Personnel Services</b>				<b>\$180,518</b>	<b>\$209,150</b>	<b>\$224,212</b>	<b>\$224,212</b>	<b>\$107,523</b>	<b>\$335,289</b>	<b>\$335,289</b>	<b>\$334,045</b>
1011900	5193200	Accounting & Auditing		\$9,318	\$7,500	\$6,093	\$6,093	\$853	\$10,454	\$10,454	\$10,454
SHARE OF ANNUAL CITY AUDIT											
<b>Operating Expenditures</b>				<b>\$9,318</b>	<b>\$7,500</b>	<b>\$6,093</b>	<b>\$6,093</b>	<b>\$853</b>	<b>\$10,454</b>	<b>\$10,454</b>	<b>\$10,454</b>
1011900	5196200	Buildings		\$0	\$76,736	\$1,500,000	\$1,500,000	\$97,030	\$1,500,000	\$4,300,000	\$4,300,000
IS19002101 - KOTS FACILITY (CARRY FORWARD \$2,821,854)											
1011900	5196300	Infrastructure		\$0	\$26,127	\$875,000	\$1,011,020	\$106,806	\$250,000	\$265,000	\$265,000
IS19001603 - ATLANTIC AVE RELOCATION (CARRY FORWARD \$7,116)											
IS19002102 - DUVAL STREET REVITALIZATION (CARRY FORWARD \$999,940)											
IS19002201 - STAPLES AVE BRIDGE (CARRY FORWARD \$125,000)											
IS19002202 - TRIANGLE BEAUTIFICATION (CARRY FORWARD \$128,798)											
<b>Capital Outlay</b>				<b>\$0</b>	<b>\$102,863</b>	<b>\$2,375,000</b>	<b>\$2,511,020</b>	<b>\$203,836</b>	<b>\$1,750,000</b>	<b>\$4,565,000</b>	<b>\$4,565,000</b>
1011900	5199100	Transfers		\$4,773,612	\$1,394,297	\$3,419,450	\$3,419,450	\$1,709,725	\$1,417,675	\$7,421,982	\$6,148,198
10% OF BUDGETED INFRASTRUCTURE SURTAX REVENUE TO GENERAL FUND											
TRANSFER TO ADAPTATION AND SUSTAINABILITY FOR FIRE STATION 1											
TRANSFER TO ADAPTATION AND SUSTAINABILITY FOR PUBLIC SERVICE BUILDINGS											
TRANSFER TO CAPITAL PROJECTS FUND FOR OPERATIONAL SUPPORT											
TRANSFER TO GAS TAX FUND 102 FOR ADA SIDEWALKS											
TRANSFER TO GAS TAX FUND 102 FOR PAVING PROGRAM											
TRANSFER TO GENERAL FUND FOR INDIRECT COST											
<b>Transfers</b>				<b>\$4,773,612</b>	<b>\$1,394,297</b>	<b>\$3,419,450</b>	<b>\$3,419,450</b>	<b>\$1,709,725</b>	<b>\$1,417,675</b>	<b>\$7,421,982</b>	<b>\$6,148,198</b>
1011900	5199803	Operating		\$0	\$0	\$759,949	\$617,904	\$0	\$0	\$1,595,651	\$746,787
1011900	5199804	Salary Contingency		\$0	\$0	\$89,194	\$89,194	\$0	\$5,729	\$5,729	\$5,697

**City of Key West**

**Annual Budget**

**Fiscal Year 2022/2023**

Fund: 101 Infrastructure Surtax  
 Department: 1900 Non-Departmental

Key	Object	Account Description	Category	FY 2019/2020 Actuals	FY 2020/2021 Actuals	FY 2021/2022 Adopted	FY 2021/2022 6 Mth Amnd	FY 2021/2022 6 Mth Actuals	FY 2022/2023 Dept Req	FY 2022/2023 CM Review	FY 2022/2023 CC Adopted
		RESERVE FOR MERIT INCREASES									\$5,697
		<b>Reserves</b>		\$0	\$0	\$849,143	\$707,098	\$0	\$5,729	\$1,601,380	\$752,484
		<b>Non-Departmental - Total</b>		\$4,963,448	\$1,713,809	\$6,873,898	\$6,867,873	\$2,021,937	\$3,519,147	\$13,934,105	\$11,810,181

**City of Key West**  
**Annual Budget**  
**Fiscal Year 2022/2023**

Fund: 101 Infrastructure Surtax  
 Department: 1905 Public Works

Key	Object	Account Description	Category	FY 2019/2020 Actuals	FY 2020/2021 Actuals	FY 2021/2022 Adopted	FY 2021/2022 6 Mth Amnd	FY 2021/2022 6 Mth Actuals	FY 2022/2023 Dept Req	FY 2022/2023 CM Review	FY 2022/2023 CC Adopted
1011905	5196200	Buildings		\$46,450	\$57,336	\$199,231	\$199,231	\$0	\$0	\$0	\$0
1011905	5196400	Machinery & Equipment		\$0	\$0	\$141,000	\$143,225	\$0	\$0	\$210,000	\$160,000
		FORD F150 W/LIFTGATE (CENTERY)									\$35,000
		FORD F250 (2)									\$100,000
		JANITOR VAN									\$25,000
<b>Capital Outlay</b>				<b>\$46,450</b>	<b>\$57,336</b>	<b>\$340,231</b>	<b>\$342,456</b>	<b>\$0</b>	<b>\$0</b>	<b>\$210,000</b>	<b>\$160,000</b>
<b>Public Works - Total</b>				<b>\$46,450</b>	<b>\$57,336</b>	<b>\$340,231</b>	<b>\$342,456</b>	<b>\$0</b>	<b>\$0</b>	<b>\$210,000</b>	<b>\$160,000</b>

**City of Key West**

**Annual Budget**

**Fiscal Year 2022/2023**

Fund: 101 Infrastructure Surtax  
 Department: 1909 Facilities Maintenance

Key	Object	Account Description	Category	FY 2019/2020 Actuals	FY 2020/2021 Actuals	FY 2021/2022 Adopted	FY 2021/2022 6 Mth Amnd	FY 2021/2022 6 Mth Actuals	FY 2022/2023 Dept Req	FY 2022/2023 CM Review	FY 2022/2023 CC Adopted
1011909	5196300	Infrastructure		\$0	\$0	\$0	\$182,469	\$0	\$350,000	\$300,000	\$300,000
		NEW CIP - FIRE STATION 1 & 3 DORM RENOVATIONS									\$300,000
1011909	5196400	Machinery & Equipment		\$0	\$0	\$45,000	\$46,741	\$0	\$0	\$0	\$0
<b>Capital Outlay</b>				<b>\$0</b>	<b>\$0</b>	<b>\$45,000</b>	<b>\$229,210</b>	<b>\$0</b>	<b>\$350,000</b>	<b>\$300,000</b>	<b>\$300,000</b>
<b>Facilities Maintenance - Total</b>				<b>\$0</b>	<b>\$0</b>	<b>\$45,000</b>	<b>\$229,210</b>	<b>\$0</b>	<b>\$350,000</b>	<b>\$300,000</b>	<b>\$300,000</b>

**City of Key West**  
**Annual Budget**  
**Fiscal Year 2022/2023**

Fund: 101 Infrastructure Surtax  
 Department: 2101 Police Department

Key	Object	Account Description	Category	FY 2019/2020 Actuals	FY 2020/2021 Actuals	FY 2021/2022 Adopted	FY 2021/2022 6 Mth Amnd	FY 2021/2022 6 Mth Actuals	FY 2022/2023 Dept Req	FY 2022/2023 CM Review	FY 2022/2023 CC Adopted
1012101	5215200	Operating Supplies		\$10,186	\$0	\$0	\$10,750	\$0	\$0	\$0	\$0
<b>Operating Expenditures</b>				<b>\$10,186</b>	<b>\$0</b>	<b>\$0</b>	<b>\$10,750</b>	<b>\$0</b>	<b>\$0</b>	<b>\$0</b>	<b>\$0</b>
1012101	5216200	Buildings		\$0	\$0	\$0	\$0	\$0	\$0	\$0	\$0
1012101	5216300	Infrastructure		\$0	\$0	\$0	\$0	\$0	\$0	\$0	\$0
1012101	5216400	Machinery & Equipment		\$158,382	\$497,204	\$1,708,966	\$1,698,216	\$379,747	\$3,974,934	\$3,206,174	\$3,561,174
		AXON BUNDLE									\$1,534,710
		FORD F-350 MOUNTED									\$66,917
		FORD MRKED/CAGED SUV (25) @ \$51,628.29 EA									\$1,290,707
		GAMBER-JOHNSON MAG DOC -CAR DOCKING STATION FOR GETAC B360 (25) \$933									\$23,325
		GETAC IN-CAR COMPUTER (25) @ \$4,378.00 EA									\$109,450
		HARLEY DAVIDSON MOTORCYCLES (2) @ \$31,300.00 EA									\$62,600
		MARKED FORD F-150 K-9 (2) @ \$52,307.44 EA									\$104,615
		PRINTEK MOBILE PRINTERS (25) @ \$554.00 EA									\$13,850
		PUBLIC SAFETY SOFTWARE UPGRADE									\$355,000
<b>Capital Outlay</b>				<b>\$158,382</b>	<b>\$497,204</b>	<b>\$1,708,966</b>	<b>\$1,698,216</b>	<b>\$379,747</b>	<b>\$3,974,934</b>	<b>\$3,206,174</b>	<b>\$3,561,174</b>
<b>Police Department - Total</b>				<b>\$168,567</b>	<b>\$497,204</b>	<b>\$1,708,966</b>	<b>\$1,708,966</b>	<b>\$379,747</b>	<b>\$3,974,934</b>	<b>\$3,206,174</b>	<b>\$3,561,174</b>

**City of Key West**  
**Annual Budget**  
**Fiscal Year 2022/2023**

Fund: 101 Infrastructure Surtax  
 Department: 2201 Fire Department

Key	Object	Account Description	Category	FY 2019/2020 Actuals	FY 2020/2021 Actuals	FY 2021/2022 Adopted	FY 2021/2022 6 Mth Amnd	FY 2021/2022 6 Mth Actuals	FY 2022/2023 Dept Req	FY 2022/2023 CM Review	FY 2022/2023 CC Adopted
1012201	5225200	Operating Supplies		\$0	\$29,570	\$0	\$0	\$0	\$0	\$0	\$0
<b>Operating Expenditures</b>				<b>\$0</b>	<b>\$29,570</b>	<b>\$0</b>	<b>\$0</b>	<b>\$0</b>	<b>\$0</b>	<b>\$0</b>	<b>\$0</b>
1012201	5226200	Buildings		\$0	\$0	\$260,000	\$260,000	\$6,750	\$0	\$500,000	\$500,000
		IS22012201 - FIRE STATION 3 (CARRY FORWARD \$253,250)									\$500,000
1012201	5226400	Machinery & Equipment		\$0	\$453,795	\$2,218,000	\$2,111,853	\$1,755,147	\$1,285,000	\$943,298	\$943,298
		E3 HYDRAULIC HURST TOOLS 2 @ \$48,000									\$96,000
		FORD F-250 COMMAND VEHICLE									\$60,000
		MODULAR TRAILER FOR OFFICE SPACE AND STORAGE									\$65,000
		NEW USAR 1 HEAVY RESCUE VEHICLE									\$564,000
		SCBA INSTALLMENT PAYMENT									\$158,298
<b>Capital Outlay</b>				<b>\$0</b>	<b>\$453,795</b>	<b>\$2,478,000</b>	<b>\$2,371,853</b>	<b>\$1,761,897</b>	<b>\$1,285,000</b>	<b>\$1,443,298</b>	<b>\$1,443,298</b>
1012201	5227100	Debt Service-Principal		\$145,287	\$0	\$0	\$154,205	\$154,205	\$0	\$0	\$0
1012201	5227200	Debt Service-Interest		\$3,902	\$0	\$0	\$4,092	\$4,092	\$0	\$0	\$0
<b>Debt Service</b>				<b>\$149,189</b>	<b>\$0</b>	<b>\$0</b>	<b>\$158,297</b>	<b>\$158,297</b>	<b>\$0</b>	<b>\$0</b>	<b>\$0</b>
<b>Fire Department - Total</b>				<b>\$149,189</b>	<b>\$483,365</b>	<b>\$2,478,000</b>	<b>\$2,530,150</b>	<b>\$1,920,194</b>	<b>\$1,285,000</b>	<b>\$1,443,298</b>	<b>\$1,443,298</b>

**City of Key West**  
**Annual Budget**  
**Fiscal Year 2022/2023**

Fund: 101 Infrastructure Surtax  
 Department: 2601 EMS Department

Key	Object	Account Description	Category	FY 2019/2020 Actuals	FY 2020/2021 Actuals	FY 2021/2022 Adopted	FY 2021/2022 6 Mth Amnd	FY 2021/2022 6 Mth Actuals	FY 2022/2023 Dept Req	FY 2022/2023 CM Review	FY 2022/2023 CC Adopted
1012601	5266400	Machinery & Equipment		\$0	\$240,853	\$244,000	\$244,000	\$24,231	\$621,000	\$591,000	\$591,000
		2 - POWER PRO XT PATIENT COTS FOR FRONT LINE AMBULANCES									\$50,000
		2 - STAIR CHAIRS FOR AMBULANCE									\$8,000
		3 LIFEPAK 15'S @ \$36,000 EACH PLUS ACCESSORIES									\$110,000
		4 LUCAS DEVICES @ \$15,000 EACH PLUS ACCESSORIES									\$68,000
		EMS JOHN DEER GATOR ATV									\$30,000
		POWER LOAD COT FASTENER SYSTEM FOR FRONT LINE AMBULANCE									\$25,000
		REPLACEMENT AMBULANCE TO REPLACE R1 AS FRONTLINE AMBULANCE									\$300,000
		<b>Capital Outlay</b>		<b>\$0</b>	<b>\$240,853</b>	<b>\$244,000</b>	<b>\$244,000</b>	<b>\$24,231</b>	<b>\$621,000</b>	<b>\$591,000</b>	<b>\$591,000</b>
1012601	5267100	Debt Service-Principal		\$16,539	\$0	\$0	\$0	\$0	\$0	\$0	\$0
		<b>Debt Service</b>		<b>\$16,539</b>	<b>\$0</b>	<b>\$0</b>	<b>\$0</b>	<b>\$0</b>	<b>\$0</b>	<b>\$0</b>	<b>\$0</b>
		<b>EMS Department - Total</b>		<b>\$16,539</b>	<b>\$240,853</b>	<b>\$244,000</b>	<b>\$244,000</b>	<b>\$24,231</b>	<b>\$621,000</b>	<b>\$591,000</b>	<b>\$591,000</b>

**City of Key West**  
**Annual Budget**  
**Fiscal Year 2022/2023**

Fund: 101 Infrastructure Surtax  
 Department: 4302 Port Operations

Key	Object	Account Description	Category	FY 2019/2020 Actuals	FY 2020/2021 Actuals	FY 2021/2022 Adopted	FY 2021/2022 6 Mth Amnd	FY 2021/2022 6 Mth Actuals	FY 2022/2023 Dept Req	FY 2022/2023 CM Review	FY 2022/2023 CC Adopted
1014302	5436200	Buildings		\$26,629	\$353,027	\$0	\$0	\$0	\$0	\$0	\$0
1014302	5436300	Infrastructure		\$237,531	\$36,877	\$2,266,458	\$2,266,458	\$7,980	\$1,009,113	\$0	\$0
		IS43022003 - MALLORY T-PIER EXTENSION/IMPROVEMENTS (CARRY FORWARD \$2,195,877)									\$0
		IS43022101 - MALLORY SQUARE IMPROVEMENTS (CARRY FORWARD \$1,513,832)									\$0
1014302	5436400	Machinery & Equipment		\$73,161	\$43,918	\$0	\$0	\$1,461	\$0	\$0	\$0
<b>Capital Outlay</b>				<b>\$337,321</b>	<b>\$433,822</b>	<b>\$2,266,458</b>	<b>\$2,266,458</b>	<b>\$9,440</b>	<b>\$1,009,113</b>	<b>\$0</b>	<b>\$0</b>
<b>Port Operations - Total</b>				<b>\$337,321</b>	<b>\$433,822</b>	<b>\$2,266,458</b>	<b>\$2,266,458</b>	<b>\$9,440</b>	<b>\$1,009,113</b>	<b>\$0</b>	<b>\$0</b>

**City of Key West**

**Annual Budget**

**Fiscal Year 2022/2023**

Fund: 101 Infrastructure Surtax  
 Department: 4303 Truman Waterfront

Key	Object	Account Description	Category	FY 2019/2020 Actuals	FY 2020/2021 Actuals	FY 2021/2022 Adopted	FY 2021/2022 6 Mth Amnd	FY 2021/2022 6 Mth Actuals	FY 2022/2023 Dept Req	FY 2022/2023 CM Review	FY 2022/2023 CC Adopted
1014303	5436300	Infrastructure		\$1,544,553	\$3,305,562	\$200,000	\$0	\$652,834	\$2,747,081	\$0	\$278,000
		IS43031801 - TRUMAN WATERFRONT PARK PHASE 1B (CARRY FORWARD \$155,900)									\$0
		IS43032101 - TRUMAN AMPHITHEATER VENUE ENHANCEMENTS (CARRY FORWARD \$50,000)									\$0
		NEW CIP - TRUMN WATERFRONT PARKING LOT									\$278,000
1014303	5436400	Machinery & Equipment		\$0	\$0	\$0	\$0	\$11,470	\$0	\$0	\$215,000
		AERIAL LIFT									\$130,000
		FORKLIFT - ALL TERRAIN									\$85,000
<b>Capital Outlay</b>				<b>\$1,544,553</b>	<b>\$3,305,562</b>	<b>\$200,000</b>	<b>\$0</b>	<b>\$664,304</b>	<b>\$2,747,081</b>	<b>\$0</b>	<b>\$493,000</b>
<b>Truman Waterfront - Total</b>				<b>\$1,544,553</b>	<b>\$3,305,562</b>	<b>\$200,000</b>	<b>\$0</b>	<b>\$664,304</b>	<b>\$2,747,081</b>	<b>\$0</b>	<b>\$493,000</b>

**City of Key West**  
**Annual Budget**  
**Fiscal Year 2022/2023**

Fund: 101 Infrastructure Surtax  
 Department: 4903 Multimodal Transportation

Key	Object	Account Description	Category	FY 2019/2020 Actuals	FY 2020/2021 Actuals	FY 2021/2022 Adopted	FY 2021/2022 6 Mth Amnd	FY 2021/2022 6 Mth Actuals	FY 2022/2023 Dept Req	FY 2022/2023 CM Review	FY 2022/2023 CC Adopted
1014903	5496300	Infrastructure		\$0	\$0	\$0	\$0	\$0	\$400,000	\$400,000	\$400,000
		NEW CIP - SALT PONDS PATHWAYS									\$400,000
			<b>Capital Outlay</b>	<b>\$0</b>	<b>\$0</b>	<b>\$0</b>	<b>\$0</b>	<b>\$0</b>	<b>\$400,000</b>	<b>\$400,000</b>	<b>\$400,000</b>
		<b>Multimodal Transportation- Total</b>		<b>\$0</b>	<b>\$0</b>	<b>\$0</b>	<b>\$0</b>	<b>\$0</b>	<b>\$400,000</b>	<b>\$400,000</b>	<b>\$400,000</b>

**City of Key West**  
**Annual Budget**  
**Fiscal Year 2022/2023**

Fund: 101 Infrastructure Surtax  
 Department: 7201 Parks and Recreation

Key	Object	Account Description	Category	FY 2019/2020 Actuals	FY 2020/2021 Actuals	FY 2021/2022 Adopted	FY 2021/2022 6 Mth Amnd	FY 2021/2022 6 Mth Actuals	FY 2022/2023 Dept Req	FY 2022/2023 CM Review	FY 2022/2023 CC Adopted
1017201	5726200	Buildings		\$360,002	\$127,363	\$0	\$0	\$0	\$0	\$0	\$0
1017201	5726300	Infrastructure		\$67,509	\$419,656	\$1,864,750	\$2,091,500	\$903,296	\$3,920,000	\$5,464,743	\$5,264,743
		IS72011804 - CLINTON SQUARE (CARRY FORWARD \$490,060)									\$413,339
		IS72012001 - BAYVIEW PARK RENOVATIONS (CARRY FORWARD \$134,715)									\$350,000
		IS72012202 - GEORGE MIRA TURF & IMPROVEMENTS (CARRY FORWARD \$10,600)									\$0
		IS72012202 - BERG & KITSO BOARDWALKS (CARRY FORWARD \$249,900)									\$0
		IS72012203 - TRUMAN WATERFRONT PLAYGROUND (CARRY FORWARD \$51,242)									\$0
		IS72012204 - MLK POOL REPAIRS (CARRY FORWARD \$250,000)									\$500,000
		NEW CIP - BLAKE FERNANDEZ SKATE PARK RENOVATIONS									\$175,000
		NEW CIP - CLAYTON STERLING COMPLEX TURF & RENOVATIONS									\$2,500,000
		NEW CIP - CONCESSION ROOF REPLACEMENT (ROSA, STERLING, DEWITT, WICKERS)									\$65,000
		NEW CIP - INDIGENOUS PARK/SIMONTON BEACH PARKING LOT MILL & PAVE									\$655,000
		NEW CIP - PARKS & RECREATION CAMERA INSTALLATIONS									\$408,404
		NEW CIP - SMATHERS BEACH PAVILION (7) REPLACEMENT									\$198,000
1017201	5726400	Machinery & Equipment		\$0	\$0	\$290,000	\$313,159	\$0	\$0	\$363,000	\$120,000
		F150 PICK UP TRUCK W/LIFTGATE (MALLORY)									\$35,000
		F150 PICKUP TRUCK (PARK RANGER)									\$35,000
		F250 PICKUP W/LIFTGATE (FIELD CREW)									\$50,000
<b>Capital Outlay</b>				<b>\$427,511</b>	<b>\$547,019</b>	<b>\$2,154,750</b>	<b>\$2,404,659</b>	<b>\$903,296</b>	<b>\$3,920,000</b>	<b>\$5,827,743</b>	<b>\$5,384,743</b>
<b>Parks and Recreation - Total</b>				<b>\$427,511</b>	<b>\$547,019</b>	<b>\$2,154,750</b>	<b>\$2,404,659</b>	<b>\$903,296</b>	<b>\$3,920,000</b>	<b>\$5,827,743</b>	<b>\$5,384,743</b>
<b>Infrastructure Surtax Expenditures - Total</b>				<b>\$7,653,578</b>	<b>\$7,278,970</b>	<b>\$16,311,303</b>	<b>\$16,593,772</b>	<b>\$5,923,151</b>	<b>\$17,816,185</b>	<b>\$25,962,320</b>	<b>\$24,193,397</b>



# Internal Improvements Fund

Purpose: Maintain and improve streets, sidewalks and street lights; support the City transit system operations  
Revenue: Six cent fuel surtax and 3 cent gasoline only surtax (interlocal agreement with Monroe County)

**City of Key West**  
**Annual Budget**  
**Fiscal Year 2022/2023**

Fund: 102 Internal Improvements

Department: 0000 Revenue

Key	Object	Account Description	Category	FY 2019/2020 Actuals	FY 2020/2021 Actuals	FY 2021/2022 Adopted	FY 2021/2022 6 Mth Amnd	FY 2021/2022 6 Mth Actuals	FY 2022/2023 Dept Req	FY 2022/2023 CM Review	FY 2022/2023 CC Adopted
1020000	3124000	Gas Tax/Alternative Fuel		\$1,056,968	\$1,194,062	\$1,116,469	\$1,116,469	\$565,760	\$1,252,327	\$970,982	\$970,982
1020000	3124200	2nd Local Option Fuel Tax		\$411,793	\$693,353	\$720,956	\$720,956	\$371,593	\$808,413	\$808,413	\$808,413
<b>Taxes</b>				<b>\$1,468,760</b>	<b>\$1,887,415</b>	<b>\$1,837,425</b>	<b>\$1,837,425</b>	<b>\$937,353</b>	<b>\$2,060,740</b>	<b>\$1,779,395</b>	<b>\$1,779,395</b>
1020000	3314901	FDOT (LAP) Grant		\$50,287	\$504,231	\$0	\$0	\$404,163	\$0	\$0	\$0
1020000	3315001	FEMA Grant/Reimbursement		\$0	\$0	\$0	\$0	\$0	\$0	\$0	\$0
1020000	3316100	Human Serv-Health/Hospitl		\$0	\$0	\$0	\$0	\$0	\$0	\$0	\$0
1020000	3343900	Other Physical Environmnt		\$0	\$0	\$0	\$0	\$0	\$0	\$0	\$0
1020000	3344901	FDOT (LAP) Grant		\$0	\$0	\$0	\$0	\$0	\$0	\$0	\$0
1020000	3376100	Human Services		\$0	\$68	\$0	\$0	\$0	\$0	\$0	\$0
1020000	3379000	Other Grants		\$0	\$0	\$0	\$0	\$0	\$0	\$0	\$0
1020000	3380300	Monroe County - Gas Tax		\$0	\$0	\$0	\$0	\$0	\$0	\$0	\$281,345
MONROE COUNTY BOCC - SUPPLEMENTAL ILA											
\$281,345											
<b>InterGovernmental Revenue</b>				<b>\$50,287</b>	<b>\$504,299</b>	<b>\$0</b>	<b>\$0</b>	<b>\$404,163</b>	<b>\$0</b>	<b>\$0</b>	<b>\$281,345</b>
1020000	3610000	Interest Earnings		\$54,334	\$4,915	\$5,000	\$5,000	\$342	\$2,500	\$2,500	\$5,000
1020000	3660000	Contributions/Donations		\$290,304	\$0	\$0	\$0	\$0	\$0	\$0	\$0
1020000	3690000	Other Misc Revenues		\$431,868	\$359,050	\$0	\$0	\$181,715	\$0	\$281,345	\$0
<b>Misc Revenue</b>				<b>\$776,506</b>	<b>\$363,965</b>	<b>\$5,000</b>	<b>\$5,000</b>	<b>\$182,056</b>	<b>\$2,500</b>	<b>\$283,845</b>	<b>\$5,000</b>
1020000	3810100	General		\$1,000,000	\$0	\$0	\$0	\$0	\$0	\$0	\$0
1020000	3811010	Infrastructure		\$3,150,000	\$500,000	\$1,815,495	\$1,815,495	\$907,748	\$4,000,000	\$4,000,000	\$4,000,000
TRANSFER FROM INFRASTRUCTURE FOR FY22 ADA COMPLIANCE SIDEWALKS											
\$750,000											
TRANSFER FROM INFRASTRUCTURE FOR FY22 CITY WIDE PAVING											
\$3,250,000											
1020000	3813030	Capital Outlay		\$0	\$0	\$0	\$0	\$0	\$0	\$0	\$0
1020000	3814020	Stormwater Utility		\$0	\$0	\$175,000	\$175,000	\$175,000	\$0	\$0	\$0
1020000	3899001	Fund Balance		\$0	\$0	\$534,938	\$540,123	\$0	\$0	\$373,247	\$96,193
<b>Other Sources</b>				<b>\$4,150,000</b>	<b>\$500,000</b>	<b>\$2,525,433</b>	<b>\$2,530,618</b>	<b>\$1,082,748</b>	<b>\$4,000,000</b>	<b>\$4,373,247</b>	<b>\$4,096,193</b>
<b>Internal Improvements Revenue - Total</b>				<b>\$6,445,552</b>	<b>\$3,255,679</b>	<b>\$4,367,858</b>	<b>\$4,373,043</b>	<b>\$2,606,320</b>	<b>\$6,063,240</b>	<b>\$6,436,487</b>	<b>\$6,161,933</b>

**SALARY BUDGET  
FY 22/23 POSITION CONTROL**

SS Cap (does not incl Med)  
147,000 FY2022

7.65%

\$16,014 PY \$14,798

COST CENTER/ POSITION TITLE	GRD/ STEP	FY 21/22	FY 22/23	Health	PART	CTRCT	TEMP	Change in FTEs	Annual Salary	12	12	14	15	21	22	23	TOTAL
		Apprvd FTEs	Proposed FTEs	Insurance FTEs						TIME	COUNT	COUNT	Notes	FY 22/23 Salary	Longevity	Over time	
<b>102-4102 INTERNAL IMPROVEMENTS FUND</b>																	
EQUIPMENT OPERATOR	G 226	1.00	1.00	1.00					48,131							4,043	
EQUIPMENT OPERATOR	G 115	1.00	1.00	1.00					48,137							4,043	
MAINTENANCE WORKER I	G 102	1.00	1.00	1.00					35,536							2,985	
MAINTENANCE WORKER I	G 102	1.00	1.00	1.00					34,811							2,924	
									<b>166,615</b>	<b>174,945</b>	<b>0</b>	<b>5,000</b>	<b>0</b>	<b>13,766</b>	<b>14,396</b>	<b>64,054</b>	<b>272,161</b>
<b>102-4104 INTERNAL IMPROVEMENTS FUND (ENG)</b>																	
SPECIAL PROJECTS DESIGNER	U 129	1.00	1.00	1.00					78,209							6,570	
									<b>78,209</b>	<b>82,119</b>	<b>0</b>	<b>0</b>	<b>360</b>	<b>6,310</b>	<b>6,570</b>	<b>16,014</b>	<b>111,372</b>
									2% Merit Inc	3,499	Taxes	268	Pension	280	4,046	Merit Contingency	
									2% Merit Inc	1,642	Taxes	126	Pension	131	1,899	Merit Contingency	

**City of Key West**  
**Annual Budget**  
**Fiscal Year 2022/2023**

Fund: 102 Internal Improvements  
 Department: 4101 Street Lights

Key	Object	Account Description	Category	FY 2019/2020 Actuals	FY 2020/2021 Actuals	FY 2021/2022 Adopted	FY 2021/2022 6 Mth Amnd	FY 2021/2022 6 Mth Actuals	FY 2022/2023 Dept Req	FY 2022/2023 CM Review	FY 2022/2023 CC Adopted
1024101	5414302	Electricity		\$336,355	\$342,594	\$360,000	\$360,000	\$184,378	\$360,000	\$360,000	\$445,000
1024101	5414600	Repairs and Maintenance		\$44,103	\$4,323	\$16,425	\$16,425	\$0	\$16,550	\$16,550	\$16,550
		ANTIQUE STREET LAMP PARTS 6 @ \$2,000									\$12,000
		BULBS 5 @ \$500									\$2,500
		CARBONATE LENSES 50 @ \$17.50									\$875
		CONCRETE									\$300
		HARDWARE									\$500
		MISC									\$125
		PAINT FOR POLES									\$250
<b>Operating Expenditures</b>				<b>\$380,458</b>	<b>\$346,917</b>	<b>\$376,425</b>	<b>\$376,425</b>	<b>\$184,378</b>	<b>\$376,550</b>	<b>\$376,550</b>	<b>\$461,550</b>
<b>Street Lights - Total</b>				<b>\$380,458</b>	<b>\$346,917</b>	<b>\$376,425</b>	<b>\$376,425</b>	<b>\$184,378</b>	<b>\$376,550</b>	<b>\$376,550</b>	<b>\$461,550</b>

**City of Key West**  
**Annual Budget**  
**Fiscal Year 2022/2023**

Fund: 102 Internal Improvements  
Department: 4102 Streets

Key	Object	Account Description	Category	FY 2019/2020 Actuals	FY 2020/2021 Actuals	FY 2021/2022 Adopted	FY 2021/2022 6 Mth Amnd	FY 2021/2022 6 Mth Actuals	FY 2022/2023 Dept Req	FY 2022/2023 CM Review	FY 2022/2023 CC Adopted
1024102	5411200	Regular Salaries & Wages		\$123,598	\$122,440	\$163,500	\$163,500	\$59,299	\$171,669	\$171,669	\$174,945
1024102	5411400	Overtime		\$3,264	\$1,334	\$5,000	\$5,000	\$1,368	\$5,000	\$5,000	\$5,000
1024102	5412100	FICA Taxes		\$9,251	\$9,113	\$12,890	\$12,890	\$4,543	\$13,515	\$13,515	\$13,766
1024102	5412200	Retirement Contributions		\$9,929	\$10,594	\$13,480	\$13,480	\$4,751	\$14,134	\$14,134	\$14,396
1024102	5412300	Life & Health Insurance		\$47,048	\$48,602	\$59,191	\$59,191	\$22,525	\$64,054	\$64,054	\$64,054
<b>Personnel Services</b>				<b>\$193,089</b>	<b>\$192,084</b>	<b>\$254,061</b>	<b>\$254,061</b>	<b>\$92,485</b>	<b>\$268,372</b>	<b>\$268,372</b>	<b>\$272,161</b>
1024102	5413100	Professional Services		\$94,076	\$451,431	\$0	\$0	\$0	\$0	\$0	\$0
1024102	5413200	Accounting & Auditing		\$2,699	\$3,750	\$2,506	\$2,506	\$351	\$2,799	\$2,799	\$2,799
SHARE OF ANNUAL CITY AUDIT											
\$2,799											
1024102	5414400	Rentals & Leases		\$0	\$0	\$1,000	\$1,000	\$0	\$1,000	\$1,000	\$1,000
EQUIPMENT LEASE FOR ROLLERS, ETC											
\$1,000											
1024102	5414600	Repairs and Maintenance		\$52,973	\$229,302	\$158,000	\$158,691	\$15,506	\$282,000	\$82,000	\$67,000
DELINIATORS											
\$4,000											
DELINIATORS (PW)											
\$3,000											
II41021704 - PAVEMENT STRIPING (CARRY FORWARD \$28,547)											
\$0											
II41022003 - PAVEMENT STRIPING (CARRY FORWARD \$29,723)											
\$0											
II41022204 - PAVEMENT STRIPING (CARRY FORWARD \$104,351)											
\$0											
SWEEPER PARTS (PW)											
\$40,000											
THERMOPLASTIC RESIDENTIAL MARKINGS											
\$10,000											
THERMOPLASTIC STREET MARKINGS (PW)											
\$10,000											
1024102	5414601	Other-Traffic Signal Main		\$172,942	\$124,404	\$125,643	\$125,643	\$56,225	\$140,000	\$140,000	\$140,000
MATERIALS AND LABOR TRAFFIC SIGNAL MAINTENANCE KEYS ENERGY CONTRACT											
\$25,000											
TRAFFIC SIGNAL MAINTENACE KEYS ENERGY CONTRACT											
\$115,000											
1024102	5415200	Operating Supplies		\$55,799	\$38,213	\$73,100	\$77,594	\$18,753	\$110,000	\$110,000	\$110,000
"NO PARKING" SIGNS (PW)											
\$1,500											
#57 ROCK (PW)											
\$32,000											
BARRICADES TYPE 2 - 36" (PW)											
\$2,500											
BARRICADES TYPE 3 - 36" (PW)											
\$3,000											
NO PARKING SIGNS - RIGHT OF WAY COORDINATOR											
\$500											
PROPANE GAS (PW)											
\$1,200											
SAFETY SUPPLIES (VESTS, CONES, GLOVES, BOOTS) - (PW)											
\$1,500											
SIGNS SUPPLIES & POST HARDWARE (PW)											
\$20,000											
STREET STRIPING PAINT (PW)											
\$28,000											

**City of Key West**  
**Annual Budget**  
**Fiscal Year 2022/2023**

Fund: 102 Internal Improvements

Department: 4102 Streets

Key	Object	Account Description	Category	FY 2019/2020 Actuals	FY 2020/2021 Actuals	FY 2021/2022 Adopted	FY 2021/2022 6 Mth Amnd	FY 2021/2022 6 Mth Actuals	FY 2022/2023 Dept Req	FY 2022/2023 CM Review	FY 2022/2023 CC Adopted
		SWEeper BRUSHES 20 @ \$920 (PW)									\$18,400
		TRAFFIC CONES 36" (PW)									\$1,400
1024102	5415300	Road Materials		\$19,115	\$2,566	\$47,400	\$47,400	\$28,945	\$19,000	\$19,000	\$19,000
		CLEAN FILL (ROAD BASE) - LOADS 2 @ \$900 - (PW)									\$1,800
		COLD PATCH 20 TON LOADS 4 @ \$2500 - (PW)									\$10,000
		SAND - LOADS 4 @ \$1800 - (PW)									\$7,200
<b>Operating Expenditures</b>				<b>\$397,605</b>	<b>\$849,665</b>	<b>\$407,649</b>	<b>\$412,834</b>	<b>\$119,780</b>	<b>\$554,799</b>	<b>\$354,799</b>	<b>\$339,799</b>
1024102	5416300	Infrastructure		\$4,395,088	\$1,465,759	\$2,465,495	\$2,465,495	\$1,388,710	\$3,650,000	\$4,300,000	\$4,300,000
		II41021804 - CULTURAL ASSESSMENTS (CARRY FORWARD \$262,231)									\$0
		II41021901 - FY19 ADA SIDEWALKS (CARRY FORWARD \$27,137)									\$0
		II41021903 - JOSE MARTI RECONSTRUCTION (CARRY FORWARD \$395,630)									\$50,000
		II41021905 - BERTHA RECONSTRUCTION (CARRY FORWARD \$390,825)									\$0
		II41022001 - FY20 ADA SIDEWALKS (CARRY FORWARD \$137,745)									\$0
		II41022002 - FY20 PAVING PROGRAM (CARRY FORWARD \$7466,287)									\$0
		II41022101 - FY21 ADA SIDEWALKS (CARRY FORWARD \$326,858)									\$0
		II41022102 - BAHAMA VILLAGE CONNECTIVITY - SOUTHARD (CARRY FORWARD \$1,156,405)									\$0
		II41022103 - FY21 ONE WAY STREETS (CARRY FORWARD \$186,400)									\$100,000
		II41022201 - FY22 ADA SIDEWALKS CARRY FORWARD (\$500,000)									\$0
		II41022202 - FY22 PAVING PROGRAM (CARRY FORWARD \$899,714)									\$0
		II41022203 - FY22 SHOULDER RESTORATION (CARRY FORWARD \$134,437)									\$0
		NEW CIP - ADA SIDEWALKS									\$750,000
		NEW CIP - PAVING PROGRAM									\$3,250,000
		NEW CIP - SHOULDER RESTORATION									\$150,000
1024102	5416400	Machinery & Equipment		\$3,380	\$0	\$390,000	\$390,000	\$386,930	\$160,000	\$160,000	\$160,000
		11YD REFUGE TRUCK (PUBLIC WORKS)									\$160,000
<b>Capital Outlay</b>				<b>\$4,398,468</b>	<b>\$1,465,759</b>	<b>\$2,855,495</b>	<b>\$2,855,495</b>	<b>\$1,775,641</b>	<b>\$3,810,000</b>	<b>\$4,460,000</b>	<b>\$4,460,000</b>
<b>Streets - Total</b>				<b>\$4,989,162</b>	<b>\$2,507,508</b>	<b>\$3,517,205</b>	<b>\$3,522,390</b>	<b>\$1,987,906</b>	<b>\$4,633,171</b>	<b>\$5,083,171</b>	<b>\$5,071,960</b>

**City of Key West**  
**Annual Budget**  
**Fiscal Year 2022/2023**

Fund: 102 Internal Improvements

Department: 4104 Sidewalks

Key	Object	Account Description	Category	FY 2019/2020 Actuals	FY 2020/2021 Actuals	FY 2021/2022 Adopted	FY 2021/2022 6 Mth Amnd	FY 2021/2022 6 Mth Actuals	FY 2022/2023 Dept Req	FY 2022/2023 CM Review	FY 2022/2023 CC Adopted
1024104	5411200	Regular Salaries & Wages		\$71,249	\$71,138	\$78,209	\$78,209	\$36,397	\$82,119	\$82,119	\$82,119
1024104	5411500	Special Pay		\$360	\$360	\$360	\$360	\$180	\$360	\$360	\$360
1024104	5412100	FICA Taxes		\$5,422	\$5,408	\$6,011	\$6,011	\$2,770	\$6,310	\$6,310	\$6,310
1024104	5412200	Retirement Contributions		\$6,272	\$6,727	\$6,257	\$6,257	\$2,912	\$6,570	\$6,570	\$6,570
1024104	5412300	Life & Health Insurance		\$8,770	\$25,155	\$14,798	\$14,798	\$6,730	\$16,014	\$16,014	\$16,014
<b>Personnel Services</b>				<b>\$92,073</b>	<b>\$108,788</b>	<b>\$105,635</b>	<b>\$105,635</b>	<b>\$48,989</b>	<b>\$111,373</b>	<b>\$111,373</b>	<b>\$111,373</b>
1024104	5414100	Communications/Postage		\$0	\$0	\$0	\$0	\$0	\$0	\$0	\$0
1024104	5414400	Rentals & Leases		\$0	\$0	\$500	\$500	\$0	\$500	\$500	\$500
RENTAL EQUIPMENT											
\$500											
1024104	5414600	Repairs and Maintenance		\$35,666	\$30,726	\$56,620	\$56,620	\$8,135	\$56,620	\$56,620	\$56,620
CONCRETE MIX FOR SMALL TO MEDIUM REPAIRS (PW)											
\$50,000											
PRESSURE WASHER PARTS COMBINED (PW)											
\$2,000											
SACKCRETE (BAG CONCRETE BY THE PALLET) X12 - (PW)											
\$4,620											
1024104	5414900	Other Current Charges		\$0	\$0	\$0	\$0	\$0	\$0	\$0	\$0
1024104	5415200	Operating Supplies		\$19,996	\$2,620	\$47,600	\$47,600	\$25,592	\$52,600	\$52,600	\$52,600
CHEMICALS FOR PRESSURE WASHING CREW COMBINED 4102 (PW)											
\$11,600											
MISC CONCRETE TOOLS(TROWELS, BROOM, SHOVELS)-(PW)											
\$1,000											
RUBBER SURFACE MATERIAL (PW)											
\$40,000											
<b>Operating Expenditures</b>				<b>\$55,662</b>	<b>\$33,346</b>	<b>\$104,720</b>	<b>\$104,720</b>	<b>\$33,727</b>	<b>\$109,720</b>	<b>\$109,720</b>	<b>\$109,720</b>
1024104	5416300	Infrastructure		\$0	\$0	\$0	\$0	\$0	\$0	\$0	\$0
1024104	5416400	Machinery & Equipment		\$112,610	\$0	\$9,000	\$9,000	\$0	\$36,000	\$36,000	\$36,000
CEMENT MIXER (PW)											
\$12,000											
PRESSURE WASHER SKIDS X2 (PW)											
\$24,000											
<b>Capital Outlay</b>				<b>\$112,610</b>	<b>\$0</b>	<b>\$9,000</b>	<b>\$9,000</b>	<b>\$0</b>	<b>\$36,000</b>	<b>\$36,000</b>	<b>\$36,000</b>
<b>Sidewalks - Total</b>				<b>\$260,345</b>	<b>\$142,134</b>	<b>\$219,355</b>	<b>\$219,355</b>	<b>\$82,715</b>	<b>\$257,093</b>	<b>\$257,093</b>	<b>\$257,093</b>

**City of Key West**  
**Annual Budget**  
**Fiscal Year 2022/2023**

Fund: 102 Internal Improvements  
 Department: 4107 Transfers & Reserves

Key	Object	Account Description	Category	FY 2019/2020 Actuals	FY 2020/2021 Actuals	FY 2021/2022 Adopted	FY 2021/2022 6 Mth Amnd	FY 2021/2022 6 Mth Actuals	FY 2022/2023 Dept Req	FY 2022/2023 CM Review	FY 2022/2023 CC Adopted
1024107	5419100	Transfers		\$236,268	\$273,869	\$253,098	\$253,098	\$126,549	\$267,665	\$267,665	\$267,665
		TRANSFER TO GENERAL FUND FOR INDIRECT COSTS FY23									\$267,665
<b>Transfers</b>				<b>\$236,268</b>	<b>\$273,869</b>	<b>\$253,098</b>	<b>\$253,098</b>	<b>\$126,549</b>	<b>\$267,665</b>	<b>\$267,665</b>	<b>\$267,665</b>
1024107	5419803	Operating		\$0	\$0	\$1,775	\$1,775	\$0	\$0	\$446,138	\$97,720
1024107	5419804	Salary Contingency		\$0	\$0	\$0	\$0	\$0	\$5,870	\$5,870	\$5,945
		RESERVE FOR MERIT INCREASES (4102)									\$4,046
		RESERVE FOR MERIT INCREASES (4104)									\$1,899
<b>Reserves</b>				<b>\$0</b>	<b>\$0</b>	<b>\$1,775</b>	<b>\$1,775</b>	<b>\$0</b>	<b>\$5,870</b>	<b>\$452,008</b>	<b>\$103,665</b>
<b>Transfers &amp; Reserves - Total</b>				<b>\$0</b>	<b>\$273,869</b>	<b>\$254,873</b>	<b>\$254,873</b>	<b>\$126,549</b>	<b>\$273,535</b>	<b>\$719,673</b>	<b>\$371,330</b>
<b>Internal Improvements Expenditures - Total</b>				<b>\$5,881,454</b>	<b>\$3,270,429</b>	<b>\$4,367,858</b>	<b>\$4,373,043</b>	<b>\$2,381,549</b>	<b>\$5,540,349</b>	<b>\$6,436,487</b>	<b>\$6,161,933</b>

# FUND 102 GAS SURTAX LONG TERM OUTLOOK

	FY 22-23	FY 23-24	FY 24-25	FY 25-26	FY 26-27	FY 27-28	FY 28-19
<b>TOTAL CARRY FORWARD FROM PY</b>	<b>\$96,193</b>	<b>\$97,720</b>	<b>\$76,634</b>	<b>\$189,521</b>	<b>\$36,465</b>	<b>\$117,555</b>	<b>\$3,217</b>
<b>TOTAL REVENUES</b>	<b>\$6,065,740</b>	<b>\$4,028,492</b>	<b>\$3,994,455</b>	<b>\$3,961,144</b>	<b>\$3,928,574</b>	<b>\$3,967,096</b>	<b>\$4,006,388</b>
<b>TOTAL EXPENSES</b>	<b>\$6,064,213</b>	<b>\$4,049,577</b>	<b>\$3,881,569</b>	<b>\$4,114,200</b>	<b>\$3,847,484</b>	<b>\$4,081,434</b>	<b>\$3,916,063</b>
<b>FUND BALANCE FYE</b>	<b>\$97,720</b>	<b>\$76,634</b>	<b>\$189,521</b>	<b>\$36,465</b>	<b>\$117,555</b>	<b>\$3,217</b>	<b>\$93,542</b>
<b>REVENUES</b>	<b>FY 22-23</b>	<b>FY 23-24</b>	<b>FY 24-25</b>	<b>FY 25-26</b>	<b>FY 26-27</b>	<b>FY 26-27</b>	<b>FY 26-27</b>
Gas Tax	\$970,982	\$990,402	\$1,010,210	\$1,030,414	\$1,051,022	\$1,072,043	\$1,093,483
2nd Option	\$808,413	\$824,581	\$841,073	\$857,894	\$875,052	\$892,553	\$910,404
Monroe County Supplemental ILA	\$281,345	\$211,009	\$140,673	\$70,336	\$0	\$0	\$0
Grant AR - S. Roosevelt Blvd	\$0	\$0	\$0	\$0	\$0	\$0	\$0
Transfer from Infrastructure (Paving & Si	\$4,000,000	\$2,000,000	\$2,000,000	\$2,000,000	\$2,000,000	\$2,000,000	\$2,000,000
Interest Earnings	\$5,000	\$2,500	\$2,500	\$2,500	\$2,500	\$2,500	\$2,500
<b>TOTAL REVENUE</b>	<b>\$6,065,740</b>	<b>\$4,028,492</b>	<b>\$3,994,455</b>	<b>\$3,961,144</b>	<b>\$3,928,574</b>	<b>\$3,967,096</b>	<b>\$4,006,388</b>
<b>EXPENSES</b>	<b>FY 22-23</b>	<b>FY 23-24</b>	<b>FY 24-25</b>	<b>FY 25-26</b>	<b>FY 26-27</b>	<b>FY 26-27</b>	<b>FY 26-27</b>
4101	\$461,550	\$470,781	\$480,197	\$489,801	\$499,597	\$509,588	\$519,780
4102	\$611,960	\$624,199	\$636,683	\$649,417	\$662,405	\$675,653	\$689,166
4104	\$221,093	\$225,515	\$230,025	\$234,626	\$239,318	\$244,105	\$248,987
4107 - Transfers Out	\$273,610	\$279,082	\$284,664	\$290,357	\$296,164	\$302,088	\$308,129
<b>TOTAL OTHER</b>	<b>\$1,568,213</b>	<b>\$1,599,577</b>	<b>\$1,631,569</b>	<b>\$1,664,200</b>	<b>\$1,697,484</b>	<b>\$1,731,434</b>	<b>\$1,766,063</b>
S. Roosevelt Blvd - Phase II	\$0	\$0	\$0	\$0	\$0	\$0	\$0
BV Cultural Assessments	\$0	\$0	\$0	\$0	\$0	\$0	\$0
Bertha - First Reconstruction	\$0	\$0	\$0	\$0	\$0	\$0	\$0
BV Connectivity - Southard	\$0	\$0	\$0	\$0	\$0	\$0	\$0
One Way Streets	\$100,000	\$100,000	\$100,000	\$100,000	\$0	\$0	\$0
Jose Marti - Design	\$50,000	\$0	\$0	\$0	\$0	\$0	\$0

**FUND 102 GAS SURTAX  
LONG TERM OUTLOOK**

	<b>FY 22-23</b>	<b>FY 23-24</b>	<b>FY 24-25</b>	<b>FY 25-26</b>	<b>FY 26-27</b>	<b>FY 27-28</b>	<b>FY 28-19</b>
New Project - ADA Sidewalks	\$750,000	\$500,000	\$500,000	\$500,000	\$500,000	\$500,000	\$500,000
New Project - Paving	\$3,250,000	\$1,500,000	\$1,500,000	\$1,500,000	\$1,500,000	\$1,500,000	\$1,500,000
New Project - Shoulder Restoration	\$150,000	\$150,000	\$150,000	\$150,000	\$150,000	\$150,000	\$150,000
New Project - Pavement Striping	\$0	\$200,000	\$0	\$200,000	\$0	\$200,000	\$0
<b>TOTAL Capital Projects</b>	<b>\$4,300,000</b>	<b>\$2,450,000</b>	<b>\$2,250,000</b>	<b>\$2,450,000</b>	<b>\$2,150,000</b>	<b>\$2,350,000</b>	<b>\$2,150,000</b>
11 Yard Refuge Truck	\$160,000	\$0	\$0	\$0	\$0	\$0	\$0
Cement Mixer	\$12,000	\$0	\$0	\$0	\$0	\$0	\$0
Pressure Washer - 2	\$24,000	\$0	\$0	\$0	\$0	\$0	\$0
XXX	\$0	\$0	\$0	\$0	\$0	\$0	\$0
<b>TOTAL Machinery &amp; Equipment</b>	<b>\$196,000</b>	<b>\$0</b>	<b>\$0</b>	<b>\$0</b>	<b>\$0</b>	<b>\$0</b>	<b>\$0</b>
<b>TOTAL ALL EXPENSES</b>	<b>\$6,064,213</b>	<b>\$4,049,577</b>	<b>\$3,881,569</b>	<b>\$4,114,200</b>	<b>\$3,847,484</b>	<b>\$4,081,434</b>	<b>\$3,916,063</b>



# Fort Taylor Surcharge Fund

Purpose: Account for State of Florida shared Revenues from park admissions. Proceeds restricted for acquisition of passive recreational land and beach renourishment.

Revenue: Fort Taylor Park Admission

**City of Key West**  
**Annual Budget**  
**Fiscal Year 2022/2023**

Fund: 103 Fort Taylor Surcharge  
 Department: 0000 Revenue

Key	Object	Account Description	Category	FY 2019/2020 Actuals	FY 2020/2021 Actuals	FY 2021/2022 Adopted	FY 2021/2022 6 Mth Amnd	FY 2021/2022 6 Mth Actuals	FY 2022/2023 Dept Req	FY 2022/2023 CM Review	FY 2022/2023 CC Adopted
1030000	3313900	Other Physical Environmnt		\$0	\$0	\$0	\$0	\$0	\$0	\$0	\$0
1030000	3315001	FEMA Grant/Reimbursement		\$0	\$0	\$0	\$0	\$0	\$0	\$0	\$0
1030000	3343900	Other Physical Environmnt		\$0	\$0	\$0	\$0	\$0	\$0	\$0	\$0
1030000	3357000	Culture/Recreation		\$193,828	\$299,009	\$275,000	\$275,000	\$136,835	\$275,000	\$300,000	\$300,000
1030000	3373000	Physical Environment		\$0	\$0	\$0	\$0	\$0	\$0	\$0	\$0
1030000	3377001	TDC Grant		\$0	\$0	\$0	\$0	\$0	\$0	\$0	\$0
<b>InterGovernmental Revenue</b>				<b>\$193,828</b>	<b>\$299,009</b>	<b>\$275,000</b>	<b>\$275,000</b>	<b>\$136,835</b>	<b>\$275,000</b>	<b>\$300,000</b>	<b>\$300,000</b>
1030000	3610000	Interest Earnings		\$11,679	\$1,288	\$5,000	\$5,000	\$99	\$2,500	\$2,500	\$2,500
<b>Misc Revenue</b>				<b>\$11,679</b>	<b>\$1,288</b>	<b>\$5,000</b>	<b>\$5,000</b>	<b>\$99</b>	<b>\$2,500</b>	<b>\$2,500</b>	<b>\$2,500</b>
1030000	3810100	General		\$0	\$0	\$0	\$0	\$0	\$0	\$0	\$0
1030000	3811010	Infrastructure		\$0	\$0	\$0	\$0	\$0	\$0	\$0	\$0
1030000	3899001	Fund Balance		\$0	\$0	\$951,041	\$951,041	\$0	\$1,218,570	\$2,021,738	\$2,021,738
1030000	3899110	Project Cryfwrđ Reserve		\$0	\$0	\$0	\$0	\$0	\$0	\$0	\$0
<b>Other Sources</b>				<b>\$0</b>	<b>\$0</b>	<b>\$951,041</b>	<b>\$951,041</b>	<b>\$0</b>	<b>\$1,218,570</b>	<b>\$2,021,738</b>	<b>\$2,021,738</b>
<b>Fort Taylor Surcharge Revenue - Total</b>				<b>\$205,507</b>	<b>\$300,298</b>	<b>\$1,231,041</b>	<b>\$1,231,041</b>	<b>\$136,934</b>	<b>\$1,496,070</b>	<b>\$2,324,238</b>	<b>\$2,324,238</b>

**City of Key West**  
**Annual Budget**  
**Fiscal Year 2022/2023**

Fund: 103 Fort Taylor Surcharge  
 Department: 1900 Non-Departmental

Key	Object	Account Description	Category	FY 2019/2020 Actuals	FY 2020/2021 Actuals	FY 2021/2022 Adopted	FY 2021/2022 6 Mth Amnd	FY 2021/2022 6 Mth Actuals	FY 2022/2023 Dept Req	FY 2022/2023 CM Review	FY 2022/2023 CC Adopted
1031900	5193200	Accounting & Auditing		\$630	\$1,250	\$683	\$683	\$96	\$789	\$789	\$789
		SHARE OF ANNUAL CITY AUDIT									\$789
1031900	5194600	Repairs and Maintenance		\$108,617	\$50,387	\$0	\$0	\$30,010	\$0	\$0	\$0
		FT19001801 - BEACHES MAINTENANCE (CARRY FORWARD \$150,534)									\$0
<b>Operating Expenditures</b>				<b>\$109,247</b>	<b>\$51,637</b>	<b>\$683</b>	<b>\$683</b>	<b>\$30,106</b>	<b>\$789</b>	<b>\$789</b>	<b>\$789</b>
1031900	5199100	Transfers		\$56,191	\$60,307	\$50,055	\$50,055	\$25,028	\$60,307	\$14,226	\$14,226
		TRANSFER TO GENERAL FUND FOR INDIRECT COSTS FY23									\$14,226
<b>Transfers</b>				<b>\$56,191</b>	<b>\$60,307</b>	<b>\$50,055</b>	<b>\$50,055</b>	<b>\$25,028</b>	<b>\$60,307</b>	<b>\$14,226</b>	<b>\$14,226</b>
1031900	5199803	Operating		\$0	\$0	\$1,180,303	\$1,180,303	\$0	\$0	\$2,309,223	\$2,309,223
<b>Reserves</b>				<b>\$0</b>	<b>\$0</b>	<b>\$1,180,303</b>	<b>\$1,180,303</b>	<b>\$0</b>	<b>\$0</b>	<b>\$2,309,223</b>	<b>\$2,309,223</b>
<b>Fort Taylor Surcharge Expenditures - Total</b>				<b>\$165,438</b>	<b>\$111,944</b>	<b>\$1,231,041</b>	<b>\$1,231,041</b>	<b>\$55,133</b>	<b>\$61,096</b>	<b>\$2,324,238</b>	<b>\$2,324,238</b>



# Affordable Housing Fund

Purpose: Assist the affordable housing effort managed by the Key West Housing Authority  
Revenue: General Fund revenues

**City of Key West**  
**Annual Budget**  
**Fiscal Year 2022/2023**

Fund: 104 Affordable Housing  
 Department: 0000 Revenue

Key	Object	Account Description	Category	FY 2019/2020 Actuals	FY 2020/2021 Actuals	FY 2021/2022 Adopted	FY 2021/2022 6 Mth Amnd	FY 2021/2022 6 Mth Actuals	FY 2022/2023 Dept Req	FY 2022/2023 CM Review	FY 2022/2023 CC Adopted
1040000	3376100	Human Services		\$0	\$64,608	\$0	\$0	\$0	\$0	\$0	\$0
<b>InterGovernmental Revenue</b>				<b>\$0</b>	<b>\$64,608</b>	<b>\$0</b>	<b>\$0</b>	<b>\$0</b>	<b>\$0</b>	<b>\$0</b>	<b>\$0</b>
1040000	3445101	Meters - Affordable Housing		\$303,121	\$0	\$476,251	\$476,251	\$31,230	\$0	\$410,766	\$410,766
<b>Charges For Services</b>				<b>\$303,121</b>	<b>\$0</b>	<b>\$476,251</b>	<b>\$476,251</b>	<b>\$31,230</b>	<b>\$0</b>	<b>\$410,766</b>	<b>\$410,766</b>
1040000	3610000	Interest Earnings		\$2,642	\$231	\$5,000	\$5,000	\$54	\$0	\$0	\$0
1040000	3693001	Settlements		\$0	\$850,000	\$500,000	\$500,000	\$500,000	\$0	\$0	\$0
<b>Misc Revenue</b>				<b>\$2,642</b>	<b>\$850,231</b>	<b>\$505,000</b>	<b>\$505,000</b>	<b>\$500,054</b>	<b>\$0</b>	<b>\$0</b>	<b>\$0</b>
1040000	3899001	Fund Balance		\$0	\$0	\$121,281	\$123,161	\$0	\$0	\$81,707	\$83,343
<b>Other Sources</b>				<b>\$0</b>	<b>\$0</b>	<b>\$121,281</b>	<b>\$123,161</b>	<b>\$0</b>	<b>\$0</b>	<b>\$81,707</b>	<b>\$83,343</b>
<b>Affordable Housing Revenue - Total</b>				<b>\$305,763</b>	<b>\$914,839</b>	<b>\$1,102,532</b>	<b>\$1,104,412</b>	<b>\$531,284</b>	<b>\$0</b>	<b>\$492,473</b>	<b>\$494,109</b>

**City of Key West**  
**Annual Budget**  
**Fiscal Year 2022/2023**

Fund: 104 Affordable Housing  
 Department: 5401 Administration

Key	Object	Account Description	Category	FY 2019/2020 Actuals	FY 2020/2021 Actuals	FY 2021/2022 Adopted	FY 2021/2022 6 Mth Amnd	FY 2021/2022 6 Mth Actuals	FY 2022/2023 Dept Req	FY 2022/2023 CM Review	FY 2022/2023 CC Adopted
1045401	5541200	Regular Salaries & Wages		\$0	\$0	\$0	\$93,600	\$0	\$137,000	\$137,500	\$137,500
1045401	5542100	FICA		\$0	\$0	\$0	\$7,160	\$0	\$10,538	\$10,519	\$10,519
1045401	5542200	Retirement Contributions		\$0	\$0	\$0	\$3,744	\$0	\$10,960	\$11,000	\$11,000
1045401	5542300	Life & Health Insurance		\$0	\$0	\$0	\$14,798	\$0	\$16,014	\$16,014	\$16,014
<b>Personnel Services</b>				<b>\$0</b>	<b>\$0</b>	<b>\$0</b>	<b>\$119,302</b>	<b>\$0</b>	<b>\$174,512</b>	<b>\$175,033</b>	<b>\$175,033</b>
1045401	5543100	Professional Services		\$1,260,741	\$286,737	\$75,000	\$101,880	\$25,000	\$75,000	\$75,000	\$75,000
		HOUSING ASSESSMENT									\$25,000
		ACCESSORY DWELING UNIT PROGRAM - CONSULTANT									\$50,000
1045401	5543200	Accounting & Auditing		\$903	\$413	\$425	\$425	\$60	\$707	\$707	\$707
		SHARE OF ANNUAL CITY AUDIT									\$707
1045401	5543400	Other Contractual Service		\$0	\$0	\$0	\$0	\$4,000	\$0	\$0	\$0
1045401	5544000	Travel & Per Diem		\$0	\$0	\$0	\$0	\$0	\$0	\$0	\$0
1045401	5544400	Rentals & Leases		\$716	\$0	\$0	\$0	\$0	\$0	\$0	\$0
1045401	5544700	Printing & Binding		\$626	\$0	\$0	\$0	\$0	\$0	\$0	\$0
1045401	5544800	Promotional Expenses		\$0	\$0	\$0	\$0	\$0	\$0	\$0	\$0
1045401	5544900	Other Current Charges		\$0	\$0	\$0	\$0	\$0	\$0	\$0	\$0
<b>Operating Expenditures</b>				<b>\$1,262,985</b>	<b>\$287,150</b>	<b>\$75,425</b>	<b>\$102,305</b>	<b>\$29,060</b>	<b>\$75,707</b>	<b>\$75,707</b>	<b>\$75,707</b>
1045401	5548100	Aids to Gov't Agencies		\$0	\$0	\$400,000	\$400,000	\$100,000	\$0	\$0	\$0
1045401	5548200	Aid to Pvt. Organizations		\$64,608	\$0	\$125,000	\$125,000	\$20,190	\$150,000	\$150,000	\$150,000
		AH MONROE - SUPPORTIVE/TRADITIONAL HOUSING AND GROUP HOMES									\$100,000
		HABITAT FOR HUMANITY - HOME REPAIRS FOR LOW INCOME RESIDENTS									\$50,000
<b>Grants and Aid</b>				<b>\$64,608</b>	<b>\$0</b>	<b>\$525,000</b>	<b>\$525,000</b>	<b>\$120,190</b>	<b>\$150,000</b>	<b>\$150,000</b>	<b>\$150,000</b>
1045401	5549100	Transfers		\$151,558	\$83,862	\$347,276	\$347,276	\$32,484	\$85,744	\$85,744	\$85,744
		TRANSFER TO GENERAL FUND FOR INDIRECT COSTS FY23									\$85,744
<b>Transfers</b>				<b>\$151,558</b>	<b>\$83,862</b>	<b>\$347,276</b>	<b>\$347,276</b>	<b>\$32,484</b>	<b>\$85,744</b>	<b>\$85,744</b>	<b>\$85,744</b>
1045401	5549803	Operating		\$0	\$0	\$154,831	\$10,529	\$0	\$0	\$2,809	\$4,445
1045401	5549804	Salary Contingency		\$0	\$0	\$0	\$0	\$0	\$0	\$3,180	\$3,180

**City of Key West**  
**Annual Budget**  
**Fiscal Year 2022/2023**

Fund: 104 Affordable Housing  
 Department: 5401 Administration

Key	Object	Account Description	Category	FY 2019/2020 Actuals	FY 2020/2021 Actuals	FY 2021/2022 Adopted	FY 2021/2022 6 Mth Amnd	FY 2021/2022 6 Mth Actuals	FY 2022/2023 Dept Req	FY 2022/2023 CM Review	FY 2022/2023 CC Adopted
		RESERVE FOR MERIT INCREASES									\$3,180
		<b>Reserves</b>		<b>\$0</b>	<b>\$0</b>	<b>\$154,831</b>	<b>\$10,529</b>	<b>\$0</b>	<b>\$0</b>	<b>\$5,989</b>	<b>\$7,625</b>
		<b>Affordable Housing Expenditures - Total</b>		<b>\$1,479,151</b>	<b>\$371,012</b>	<b>\$1,102,532</b>	<b>\$1,104,412</b>	<b>\$181,734</b>	<b>\$485,963</b>	<b>\$492,473</b>	<b>\$494,109</b>



# Truman Waterfront Fund

Purpose: Operation and maintenance of the Truman Waterfront Amphitheatre and Park  
Revenue: Parking Revenue

**City of Key West**  
**Annual Budget**  
**Fiscal Year 2022/2023**

Fund: 105 Truman Waterfront  
Department: 0000 Revenue

Key	Object	Account Description	Category	FY 2019/2020 Actuals	FY 2020/2021 Actuals	FY 2021/2022 Adopted	FY 2021/2022 6 Mth Amnd	FY 2021/2022 6 Mth Actuals	FY 2022/2023 Dept Req	FY 2022/2023 CM Review	FY 2022/2023 CC Adopted
1050000	3291000	CC Admin Fees		\$0	\$0	\$0	\$0	\$5,405	\$8,350	\$8,350	\$8,350
<b>Permits Fees &amp; Special Assessments</b>				<b>\$0</b>	<b>\$0</b>	<b>\$0</b>	<b>\$0</b>	<b>\$5,405</b>	<b>\$8,350</b>	<b>\$8,350</b>	<b>\$8,350</b>
1050000	3315002	American Rescue Plan Act		\$0	\$0	\$0	\$0	\$0	\$0	\$0	\$42,500
		ARPA - 72" MOWER									\$13,000
		ARPA - ICE MACHINE									\$3,500
		ARPA - PORTABLE LIGHT TOWER									\$12,000
		ARPA - GATOR									\$14,000
<b>InterGovernmental Revenue</b>				<b>\$0</b>	<b>\$0</b>	<b>\$0</b>	<b>\$0</b>	<b>\$0</b>	<b>\$0</b>	<b>\$0</b>	<b>\$42,500</b>
1050000	3429300	Special Events		\$852	\$19,409	\$18,000	\$18,000	\$29,605	\$25,000	\$30,000	\$30,000
1050000	3445100	Meters		\$86,742	\$142,686	\$154,838	\$154,838	\$101,805	\$167,000	\$167,000	\$167,000
1050000	3445103	Meters - Truman Waterfront		\$204,174	\$305,123	\$297,657	\$297,657	\$21,080	\$273,844	\$273,844	\$273,844
1050000	3475000	Service Charges - Amphitheater		\$33,607	\$36,798	\$50,000	\$50,000	\$61,015	\$75,000	\$75,000	\$75,000
<b>Charges For Services</b>				<b>\$325,375</b>	<b>\$504,016</b>	<b>\$520,495</b>	<b>\$520,495</b>	<b>\$213,505</b>	<b>\$540,844</b>	<b>\$545,844</b>	<b>\$545,844</b>
1050000	3610000	Interest Earnings		(\$2,086)	\$25	\$0	\$0	\$8	\$0	\$0	\$0
1050000	3622000	Green Market		\$18,990	\$27,735	\$30,000	\$30,000	\$16,215	\$30,000	\$30,000	\$30,000
1050000	3622800	Amphitheater		\$500	\$500	\$0	\$0	\$500	\$500	\$500	\$500
1050000	3629900	Other Rents & Royalties		\$7,502	\$0	\$0	\$0	\$1,000	\$1,000	\$1,000	\$1,000
1050000	3690000	Other Misc Revenues		\$1	\$0	\$0	\$0	\$0	\$0	\$0	\$0
<b>Misc Revenue</b>				<b>\$24,906</b>	<b>\$28,260</b>	<b>\$30,000</b>	<b>\$30,000</b>	<b>\$17,723</b>	<b>\$31,500</b>	<b>\$31,500</b>	<b>\$31,500</b>
1050000	3810100	General		\$668,056	\$411,456	\$378,339	\$378,339	\$189,170	\$0	\$251,717	\$240,759
1050000	3811010	Infrastructure		\$40,000	\$0	\$0	\$0	\$0	\$0	\$0	\$0
1050000	3899001	Fund Balance		\$0	\$0	\$33,504	\$33,504	\$0	\$0	\$254,118	\$262,826
<b>Other Sources</b>				<b>\$708,056</b>	<b>\$411,456</b>	<b>\$411,843</b>	<b>\$411,843</b>	<b>\$189,170</b>	<b>\$0</b>	<b>\$505,835</b>	<b>\$503,585</b>
<b>Truman Waterfront Revenue - Total</b>				<b>\$1,058,338</b>	<b>\$943,732</b>	<b>\$962,338</b>	<b>\$962,338</b>	<b>\$425,802</b>	<b>\$580,694</b>	<b>\$1,091,529</b>	<b>\$1,131,779</b>

**City of Key West**  
**Annual Budget**  
**Fiscal Year 2022/2023**

Fund: 105 Truman Waterfront  
 Department: 7201 Parks and Recreation

Key	Object	Account Description	Category	FY 2019/2020 Actuals	FY 2020/2021 Actuals	FY 2021/2022 Adopted	FY 2021/2022 6 Mth Amnd	FY 2021/2022 6 Mth Actuals	FY 2022/2023 Dept Req	FY 2022/2023 CM Review	FY 2022/2023 CC Adopted
1057201	5723200	Accounting & Auditing		\$544	\$1,250	\$576	\$576	\$81	\$617	\$617	\$617
		SHARE OF ANNUAL CITY AUDIT									\$617
<b>Operating Expenditures</b>				<b>\$544</b>	<b>\$1,250</b>	<b>\$576</b>	<b>\$576</b>	<b>\$81</b>	<b>\$617</b>	<b>\$617</b>	<b>\$617</b>
1057201	5729100	Transfers		\$153,044	\$163,640	\$76,522	\$76,522	\$38,261	\$141,489	\$141,489	\$141,489
		TRANSFER TO GENERAL FUND FOR INDIRECT COSTS FY23									\$141,489
<b>Transfers</b>				<b>\$153,044</b>	<b>\$163,640</b>	<b>\$76,522</b>	<b>\$76,522</b>	<b>\$38,261</b>	<b>\$141,489</b>	<b>\$141,489</b>	<b>\$141,489</b>
1057201	5729800	Reserves		\$0	\$0	\$0	\$0	\$0	\$0	\$0	\$0
1057201	5729803	Operating		\$0	\$0	\$0	\$0	\$0	\$0	\$0	\$0
1057201	5729804	Salary Contingency		\$0	\$0	\$0	\$0	\$0	\$0	\$6,652	\$6,888
		RESERVE FOR MERIT INCREASES									\$6,888
<b>Reserves</b>				<b>\$0</b>	<b>\$0</b>	<b>\$0</b>	<b>\$0</b>	<b>\$0</b>	<b>\$0</b>	<b>\$6,652</b>	<b>\$6,888</b>
<b>Parks and Recreation - Total</b>				<b>\$153,588</b>	<b>\$164,890</b>	<b>\$77,098</b>	<b>\$77,098</b>	<b>\$38,342</b>	<b>\$142,106</b>	<b>\$148,758</b>	<b>\$148,994</b>



**City of Key West**  
**Annual Budget**  
**Fiscal Year 2022/2023**

Fund: 105 Truman Waterfront  
 Department: 7202 Park Operations

Key	Object	Account Description	Category	FY 2019/2020 Actuals	FY 2020/2021 Actuals	FY 2021/2022 Adopted	FY 2021/2022 6 Mth Amnd	FY 2021/2022 6 Mth Actuals	FY 2022/2023 Dept Req	FY 2022/2023 CM Review	FY 2022/2023 CC Adopted
		HEDGE TRIMMERS									\$700
		HERBICIDES									\$2,500
		JANITORIAL SUPPLIES									\$30,000
		LINE TRIMMERS									\$2,400
		METAL BARRICADES (100)									\$15,000
		MISC SUPPLIES									\$1,000
		MULCH									\$6,000
		PESTICIDES									\$3,000
		POLE SAWS									\$1,000
		POOL CHEMICALS (SPLASH PAD)									\$8,000
		ROCK									\$2,000
		SPLASH PAD PUMP									\$4,500
		STREET FURNITURE - BENCHES AND BIKE RACKS									\$5,000
<b>Operating Expenditures</b>				<b>\$406,444</b>	<b>\$346,457</b>	<b>\$430,240</b>	<b>\$430,240</b>	<b>\$167,369</b>	<b>\$445,140</b>	<b>\$445,140</b>	<b>\$460,890</b>
1057202	5726400	Machinery & Equipment		\$9,999	\$0	\$26,000	\$26,000	\$24,033	\$259,000	\$30,000	\$42,500
		72" MOWER									\$13,000
		ICE MACHINE									\$3,500
		GATOR									\$14,000
		PORTABLE LIGHT TOWER									\$12,000
<b>Capital Outlay</b>				<b>\$9,999</b>	<b>\$0</b>	<b>\$26,000</b>	<b>\$26,000</b>	<b>\$24,033</b>	<b>\$259,000</b>	<b>\$30,000</b>	<b>\$42,500</b>
<b>Park Operations - Total</b>				<b>\$758,354</b>	<b>\$667,039</b>	<b>\$880,240</b>	<b>\$880,240</b>	<b>\$351,573</b>	<b>\$1,148,777</b>	<b>\$933,271</b>	<b>\$973,285</b>

**City of Key West**  
**Annual Budget**  
**Fiscal Year 2022/2023**

Fund: 105 Truman Waterfront  
Department: 7507 Amphitheater

Key	Object	Account Description	Category	FY 2019/2020 Actuals	FY 2020/2021 Actuals	FY 2021/2022 Adopted	FY 2021/2022 6 Mth Amnd	FY 2021/2022 6 Mth Actuals	FY 2022/2023 Dept Req	FY 2022/2023 CM Review	FY 2022/2023 CC Adopted
1057507	5751200	Regular Salaries & Wages		\$7,097	\$5,937	\$0	\$0	\$11,558	\$0	\$0	\$0
1057507	5751400	Overtime		\$3,305	\$3,406	\$0	\$0	\$5,973	\$0	\$0	\$0
1057507	5751500	Special Pay		\$12	\$2	\$0	\$0	\$14	\$0	\$0	\$0
1057507	5752100	FICA Taxes		\$788	\$706	\$0	\$0	\$1,330	\$0	\$0	\$0
1057507	5752200	Retirement Contributions		\$769	\$726	\$0	\$0	\$1,363	\$0	\$0	\$0
1057507	5752300	Life & Health Insurance		\$2,366	\$2,313	\$0	\$0	\$3,597	\$0	\$0	\$0
<b>Personnel Services</b>				<b>\$14,336</b>	<b>\$13,090</b>	<b>\$0</b>	<b>\$0</b>	<b>\$23,834</b>	<b>\$0</b>	<b>\$0</b>	<b>\$0</b>
1057507	5754302	Electricity		\$5,389	\$4,232	\$5,000	\$5,000	\$3,881	\$0	\$7,500	\$7,500
1057507	5754600	Repairs and Maintenance		\$2,041	\$0	\$0	\$0	\$1,950	\$0	\$2,000	\$2,000
MISCELLANEOUS REPAIRS											
<b>Operating Expenditures</b>				<b>\$7,430</b>	<b>\$4,232</b>	<b>\$5,000</b>	<b>\$5,000</b>	<b>\$5,831</b>	<b>\$0</b>	<b>\$9,500</b>	<b>\$9,500</b>
1057507	5756400	Machinery & Equipment		\$37,496	\$0	\$0	\$0	\$0	\$0	\$0	\$0
<b>Capital Outlay</b>				<b>\$37,496</b>	<b>\$0</b>	<b>\$0</b>	<b>\$0</b>	<b>\$0</b>	<b>\$0</b>	<b>\$0</b>	<b>\$0</b>
<b>Amphitheater - Total</b>				<b>\$59,262</b>	<b>\$17,322</b>	<b>\$5,000</b>	<b>\$5,000</b>	<b>\$29,665</b>	<b>\$0</b>	<b>\$9,500</b>	<b>\$9,500</b>
<b>Truman Waterfront Expenditures - Total</b>				<b>\$971,204</b>	<b>\$849,251</b>	<b>\$962,338</b>	<b>\$962,338</b>	<b>\$420,378</b>	<b>\$1,290,883</b>	<b>\$1,091,529</b>	<b>\$1,131,779</b>



# Adaptation & Sustainability Fund

Purpose: To fund the reduction of unrenewable resource reliance, the reduction of our carbon footprint, and to protect our island from the effects of Climate Change

Revenue: User Fees, State and Federal Grants and other General Government Transfers

**City of Key West**  
**Annual Budget**  
**Fiscal Year 2022/2023**

Fund: 108 Adaptation and Sustainability  
 Department: 0000 Revenue

Key	Object	Account Description	Category	FY 2019/2020 Actuals	FY 2020/2021 Actuals	FY 2021/2022 Adopted	FY 2021/2022 6 Mth Amnd	FY 2021/2022 6 Mth Actuals	FY 2022/2023 Dept Req	FY 2022/2023 CM Review	FY 2022/2023 CC Adopted
1080000	3313602	FEMA Grant		\$0	\$0	\$523,360	\$523,360	\$0	\$0	\$0	\$1,174,575
		HMGP - WIND RETROFIT - PUBLIC SERVICE FACILITIES									\$705,825
		HMGP - WIND RETROFIT - FIRST RESPONDERS FACILITIES									\$468,750
1080000	3319000	Other Federal Grants		\$0	\$0	\$1,355,000	\$1,355,000	\$0	\$0	\$0	\$0
<b>InterGovernmental Revenue</b>				<b>\$0</b>	<b>\$0</b>	<b>\$1,878,360</b>	<b>\$1,878,360</b>	<b>\$0</b>	<b>\$0</b>	<b>\$0</b>	<b>\$1,174,575</b>
1080000	3610000	Interest Earnings		\$0	\$0	\$0	\$0	\$20	\$0	\$0	\$0
<b>Misc Revenue</b>				<b>\$0</b>	<b>\$0</b>	<b>\$0</b>	<b>\$0</b>	<b>\$20</b>	<b>\$0</b>	<b>\$0</b>	<b>\$0</b>
1080000	3810100	General		\$0	\$0	\$445,530	\$445,530	\$222,765	\$0	\$533,089	\$627,017
		TRANSFER FROM GENERAL FUND FOR OPERATIONAL SUPPORT									\$347,017
		TRANSFER FROM GENERAL FUND FOR CORAL REEF RESTORATION AND MAINTENANCE									\$100,000
		TRANSFER FROM GENERAL FUND FOR WATER QUALITY TESTING									\$180,000
1080000	3811010	Infrastructure		\$0	\$0	\$0	\$0	\$0	\$0	\$1,566,100	\$391,525
		TRANSFER FROM INFRASTRUSTURE FOR PUBLIC SERVICE BUILDINGS WIND RETROFIT									\$235,275
		TRANSFER FROM INFRASTRUCTURE FOR FIRE STATION ONE WIND RETROFIT									\$156,250
1080000	3814010	Sewer		\$0	\$0	\$58,146	\$58,146	\$58,146	\$0	\$0	\$0
1080000	3814030	Solid Waste		\$0	\$0	\$25,261	\$25,261	\$25,261	\$0	\$0	\$0
1080000	3899001	Fund Balance		\$0	\$0	\$0	\$0	\$0	\$0	\$141,845	\$45,117
<b>Other Sources</b>				<b>\$0</b>	<b>\$0</b>	<b>\$528,937</b>	<b>\$528,937</b>	<b>\$306,172</b>	<b>\$0</b>	<b>\$2,241,034</b>	<b>\$1,063,659</b>
<b>Adaptation and Sustainability Revenue - Total</b>				<b>\$0</b>	<b>\$0</b>	<b>\$2,407,297</b>	<b>\$2,407,297</b>	<b>\$306,192</b>	<b>\$0</b>	<b>\$2,241,034</b>	<b>\$2,238,234</b>

**City of Key West**  
**Annual Budget**  
**Fiscal Year 2022/2023**

Fund: 108 Adaptation and Sustainability  
 Department: 3702 Water Quality and Conservation

Key	Object	Account Description	Category	FY 2019/2020 Actuals	FY 2020/2021 Actuals	FY 2021/2022 Adopted	FY 2021/2022 6 Mth Amnd	FY 2021/2022 6 Mth Actuals	FY 2022/2023 Dept Req	FY 2022/2023 CM Review	FY 2022/2023 CC Adopted
1083702	5373100	Professional Services		\$0	\$0	\$0	\$0	\$0	\$0	\$280,000	\$280,000
		COLLEGE OF THE FLORIDA KEYS - WATER QUALITY TESTING PROGRAM									\$180,000
		MOTE MARINE LABORATORY - CORAL REEF RESTORATION AND MAINTENANCE PROGRAM									\$100,000
<b>Operating Expenditures</b>				<b>\$0</b>	<b>\$0</b>	<b>\$0</b>	<b>\$0</b>	<b>\$0</b>	<b>\$0</b>	<b>\$280,000</b>	<b>\$280,000</b>
<b>Water Quality and Conservation - Total</b>				<b>\$0</b>	<b>\$0</b>	<b>\$0</b>	<b>\$0</b>	<b>\$0</b>	<b>\$0</b>	<b>\$280,000</b>	<b>\$280,000</b>

**City of Key West**  
**Annual Budget**  
**Fiscal Year 2022/2023**

Fund: 108 Adaptation and Sustainability  
 Department: 3801 General Administration

Key	Object	Account Description	Category	FY 2019/2020 Actuals	FY 2020/2021 Actuals	FY 2021/2022 Adopted	FY 2021/2022 6 Mth Amnd	FY 2021/2022 6 Mth Actuals	FY 2022/2023 Dept Req	FY 2022/2023 CM Review	FY 2022/2023 CC Adopted
1083801	5381200	Salaries		\$0	\$0	\$79,073	\$79,073	\$52,119	\$141,623	\$141,623	\$141,623
1083801	5382100	FICA		\$0	\$0	\$6,049	\$6,049	\$3,885	\$10,834	\$10,834	\$10,834
1083801	5382200	Retirement		\$0	\$0	\$6,326	\$6,326	\$2,942	\$11,330	\$11,330	\$11,330
1083801	5382300	Life & Health Insurance		\$0	\$0	\$14,798	\$14,798	\$10,538	\$32,027	\$32,027	\$32,027
<b>Personnel Services</b>				<b>\$0</b>	<b>\$0</b>	<b>\$106,246</b>	<b>\$106,246</b>	<b>\$69,485</b>	<b>\$195,814</b>	<b>\$195,814</b>	<b>\$195,814</b>
1083801	5383200	Accounting & Auditing		\$0	\$0	\$0	\$0	\$0	\$1,543	\$1,543	\$1,543
		SHARE OF ANNUAL CITY AUDIT									\$1,543
1083801	5384000	Travel & Per Diem		\$0	\$0	\$0	\$0	\$0	\$0	\$20,300	\$17,500
		RESILIENCY/ADAPT TRAVEL AVAIL TO ALL DEPTS									\$17,500
1083801	5384100	Communications/Postage		\$0	\$0	\$0	\$0	\$0	\$352	\$352	\$352
		POSTCARD POSTAGE FOR ADAPTATION OUTREACH PROJECTS (800@0.44)									\$352
1083801	5384800	Promotional Expenses		\$0	\$0	\$0	\$0	\$0	\$2,850	\$850	\$850
		HOST LOCAL LEED FORUMS (\$2@300)									\$600
		OUTREACH EDUCATION BOOTH									\$250
1083801	5385400	Books-Subscrp-Membership		\$0	\$0	\$0	\$0	\$0	\$1,680	\$1,680	\$1,680
		SUSTAINABILITY ICLEI MEMBERSHIP									\$1,200
		USGBC FL MEMBERSHIPS: 4@\$120 (2 ENG, 1 PLAN, 1 BLDG)									\$480
1083801	5385500	Training		\$0	\$0	\$0	\$0	\$0	\$0	\$3,245	\$3,245
		RESILIENCY/ADAPT TRAVEL AVAIL TO ALL DEPTS									\$3,245
<b>Operating Expenditures</b>				<b>\$0</b>	<b>\$0</b>	<b>\$0</b>	<b>\$0</b>	<b>\$0</b>	<b>\$6,425</b>	<b>\$27,970</b>	<b>\$25,170</b>
1083801	5389100	Transfers		\$0	\$0	\$0	\$0	\$0	\$0	\$65,644	\$65,644
		TRANSFER TO GENERAL FUND FOR INDIRECT COST ALLOCATION FY23									\$65,644
<b>Transfers</b>				<b>\$0</b>	<b>\$0</b>	<b>\$0</b>	<b>\$0</b>	<b>\$0</b>	<b>\$0</b>	<b>\$65,644</b>	<b>\$65,644</b>
1083801	5389803	Operating		\$0	\$0	\$0	\$0	\$0	\$0	\$0	\$0
1083801	5389804	Salary Contingency		\$0	\$0	\$77,103	\$77,103	\$0	\$0	\$3,276	\$3,276

**City of Key West**

**Annual Budget**

**Fiscal Year 2022/2023**

Fund: 108 Adaptation and Sustainability

Department: 3801 General Administration

Key	Object	Account Description	Category	FY 2019/2020 Actuals	FY 2020/2021 Actuals	FY 2021/2022 Adopted	FY 2021/2022 6 Mth Amnd	FY 2021/2022 6 Mth Actuals	FY 2022/2023 Dept Req	FY 2022/2023 CM Review	FY 2022/2023 CC Adopted
		RESERVE FOR MERIT INCREASES									\$3,276
		<b>Reserves</b>		\$0	\$0	\$77,103	\$77,103	\$0	\$0	\$3,276	\$3,276
		<b>General Administration - Total</b>		\$0	\$0	\$183,349	\$183,349	\$69,485	\$202,239	\$292,704	\$289,904

**City of Key West**  
**Annual Budget**  
**Fiscal Year 2022/2023**

Fund: 108 Adaptation and Sustainability  
 Department: 3806 Adaptation

Key	Object	Account Description	Category	FY 2019/2020 Actuals	FY 2020/2021 Actuals	FY 2021/2022 Adopted	FY 2021/2022 6 Mth Amnd	FY 2021/2022 6 Mth Actuals	FY 2022/2023 Dept Req	FY 2022/2023 CM Review	FY 2022/2023 CC Adopted
1083806	5383100	Professional Services		\$0	\$0	\$1,355,000	\$1,355,000	\$0	\$1,405,000	\$0	\$0
		COMPREHENSIVE ADAPTATION & RESILIENCE IMPLEMENTATION PLAN (CARRY FORWARD - \$1,405,0000)								\$0	\$0
1083806	5384000	Travel & Per Diem		\$0	\$0	\$4,000	\$4,000	\$0	\$35,000	\$0	\$0
1083806	5384100	Communications/Postage		\$0	\$0	\$300	\$300	\$0	\$0	\$0	\$0
1083806	5384600	Repairs and Maintenance		\$0	\$0	\$712,298	\$712,298	\$0	\$641,310	\$0	\$0
1083806	5384800	Promotional Expenses		\$0	\$0	\$4,500	\$4,500	\$0	\$0	\$0	\$0
1083806	5385400	Books-Subscrip-Membership		\$0	\$0	\$0	\$0	\$0	\$250	\$550	\$550
		AMERICAN SOCIETY OF ADAPTATION PROFESSIONALS									\$150
		SE & CARIBBEAN DISASTER RESILIENCE MEMBERSHIPS									\$100
		SOUTHEAST SUSTAINABILITY DIRECTOR'S NETWORK									\$300
1083806	5385500	Training		\$0	\$0	\$0	\$0	\$0	\$7,500	\$0	\$0
<b>Operating Expenditures</b>				<b>\$0</b>	<b>\$0</b>	<b>\$2,076,098</b>	<b>\$2,076,098</b>	<b>\$0</b>	<b>\$2,089,060</b>	<b>\$550</b>	<b>\$550</b>
1083806	5386300	Infrastructure		\$0	\$0	\$0	\$0	\$0	\$0	\$1,566,100	\$1,566,100
		AS38062201 - PUBLIC SERVICE BUILDINGS WIND RETROFIT (CARRY FORWARD - \$609,398)									\$941,100
		AS38062202 - FIRE STATION ONE WIND RETROFIT (CARRY FORWARD \$84,525)									\$625,000
1083806	5386400	Machinery & Equipment		\$0	\$0	\$0	\$0	\$0	\$0	\$0	\$0
<b>Capital Outlay</b>				<b>\$0</b>	<b>\$0</b>	<b>\$0</b>	<b>\$0</b>	<b>\$0</b>	<b>\$0</b>	<b>\$1,566,100</b>	<b>\$1,566,100</b>
<b>Adaptation - Total</b>				<b>\$0</b>	<b>\$0</b>	<b>\$2,076,098</b>	<b>\$2,076,098</b>	<b>\$0</b>	<b>\$2,089,060</b>	<b>\$1,566,650</b>	<b>\$1,566,650</b>

**City of Key West**  
**Annual Budget**  
**Fiscal Year 2022/2023**

Fund: 108 Adaptation and Sustainability  
 Department: 3807 Energy

Key	Object	Account Description	Category	FY 2019/2020 Actuals	FY 2020/2021 Actuals	FY 2021/2022 Adopted	FY 2021/2022 6 Mth Amnd	FY 2021/2022 6 Mth Actuals	FY 2022/2023 Dept Req	FY 2022/2023 CM Review	FY 2022/2023 CC Adopted
1083807	5384000	Travel & Per Diem		\$0	\$0	\$2,000	\$2,000	\$0	\$1,100	\$1,100	\$1,100
		ENERGY MANAGER TRAINING - FSEC COMMERCIAL AUDITOR									\$1,100
1083807	5384600	Repairs and Maintenance		\$0	\$0	\$112,000	\$112,000	\$0	\$480,000	\$80,000	\$80,000
		CITY BLDG ENERGY UPGRADES (ENERGY PLAN YEAR 1)									\$80,000
1083807	5385100	Office Supplies		\$0	\$0	\$0	\$0	\$0	\$0	\$0	\$0
1083807	5385200	Operating Supplies		\$0	\$0	\$0	\$0	\$0	\$0	\$0	\$0
1083807	5385400	Books-Subscrp-Membership		\$0	\$0	\$0	\$0	\$0	\$80	\$80	\$80
		FLORIDA ENERGY RENEWABLE ASSOCIATION									\$30
		FLORIDA SOLAR ENERGY CENTER									\$50
1083807	5385500	Training		\$0	\$0	\$1,800	\$1,800	\$0	\$500	\$500	\$500
		FLORIDA COMMERCIAL ENERGY AUDITOR									\$500
<b>Operating Expenditures</b>				<b>\$0</b>	<b>\$0</b>	<b>\$115,800</b>	<b>\$115,800</b>	<b>\$0</b>	<b>\$481,680</b>	<b>\$81,680</b>	<b>\$81,680</b>
<b>Energy - Total</b>				<b>\$0</b>	<b>\$0</b>	<b>\$115,800</b>	<b>\$115,800</b>	<b>\$0</b>	<b>\$481,680</b>	<b>\$81,680</b>	<b>\$81,680</b>

**City of Key West**  
**Annual Budget**  
**Fiscal Year 2022/2023**

Fund: 108 Adaptation and Sustainability  
 Department: 3808 Sustainability

Key	Object	Account Description	Category	FY 2019/2020 Actuals	FY 2020/2021 Actuals	FY 2021/2022 Adopted	FY 2021/2022 6 Mth Amnd	FY 2021/2022 6 Mth Actuals	FY 2022/2023 Dept Req	FY 2022/2023 CM Review	FY 2022/2023 CC Adopted
1083808	5384000	Travel & Per Diem		\$0	\$0	\$16,900	\$16,900	\$103	\$0	\$0	\$0
1083808	5384600	Repairs and Maintenance		\$0	\$0	\$0	\$0	\$0	\$20,000	\$20,000	\$20,000
		CITY BLDG WATER EFFICIENCIES (4*\$5K)									\$20,000
1083808	5384800	Promotional Expenses		\$0	\$0	\$900	\$900	\$0	\$0	\$0	\$0
1083808	5385400	Books-Subscrp-Membership		\$0	\$0	\$13,800	\$13,800	\$600	\$0	\$0	\$0
1083808	5385500	Training		\$0	\$0	\$450	\$450	\$325	\$0	\$0	\$0
<b>Operating Expenditures</b>				<b>\$0</b>	<b>\$0</b>	<b>\$32,050</b>	<b>\$32,050</b>	<b>\$1,028</b>	<b>\$20,000</b>	<b>\$20,000</b>	<b>\$20,000</b>
<b>Sustainability - Total</b>				<b>\$0</b>	<b>\$0</b>	<b>\$32,050</b>	<b>\$32,050</b>	<b>\$1,028</b>	<b>\$20,000</b>	<b>\$20,000</b>	<b>\$20,000</b>
<b>Adaptation and Sustainability Fund Expenditures - Total</b>				<b>\$0</b>	<b>\$0</b>	<b>\$2,407,297</b>	<b>\$2,407,297</b>	<b>\$70,513</b>	<b>\$2,792,979</b>	<b>\$2,241,034</b>	<b>\$2,238,234</b>



# Community Fund (Art in Public Places)

- Purpose:** Encourage the inclusion of works of art in public and private construction projects in order to expand citizens' and visitors' experience with visual art and enable them to better understand our community
- Revenue:** One percent of construction costs of all new public or private construction renovation projects, including governmental agency owned project within the city

**City of Key West**  
**Annual Budget**  
**Fiscal Year 2022/2023**

Fund: 110 Community Fund  
 Department: 0000 Revenue

Key	Object	Account Description	Category	FY 2019/2020 Actuals	FY 2020/2021 Actuals	FY 2021/2022 Adopted	FY 2021/2022 6 Mth Amnd	FY 2021/2022 6 Mth Actuals	FY 2022/2023 Dept Req	FY 2022/2023 CM Review	FY 2022/2023 CC Adopted
1100000	3290500	Art in Public Places		\$5,055	\$0	\$0	\$0	\$72,152	\$0	\$0	\$0
<b>Permits Fees &amp; Special Assessments</b>				<b>\$5,055</b>	<b>\$0</b>	<b>\$0</b>	<b>\$0</b>	<b>\$72,152</b>	<b>\$0</b>	<b>\$0</b>	<b>\$0</b>
1100000	3319000	Other Federal Grants		\$75,000	\$0	\$0	\$0	\$0	\$0	\$0	\$0
<b>InterGovernmental Revenue</b>				<b>\$75,000</b>	<b>\$0</b>	<b>\$0</b>	<b>\$0</b>	<b>\$0</b>	<b>\$0</b>	<b>\$0</b>	<b>\$0</b>
1100000	3610000	Interest Earnings		\$1,998	\$161	\$1,000	\$1,000	\$8	\$0	\$200	\$200
1100000	3660200	Private Contributions		\$50,000	\$0	\$0	\$0	\$0	\$0	\$0	\$0
<b>Misc Revenue</b>				<b>\$51,998</b>	<b>\$161</b>	<b>\$1,000</b>	<b>\$1,000</b>	<b>\$8</b>	<b>\$0</b>	<b>\$200</b>	<b>\$200</b>
1100000	3810100	General		\$0	\$0	\$0	\$0	\$0	\$0	\$22,000	\$22,000
TRANSFER FROM GENERAL FUND FOR OPERATIONAL SUPPORT											
1100000	3899001	Fund Balance		\$0	\$0	\$92,951	\$100,701	\$0	\$0	\$149,049	\$149,049
<b>Other Sources</b>				<b>\$0</b>	<b>\$0</b>	<b>\$92,951</b>	<b>\$100,701</b>	<b>\$0</b>	<b>\$0</b>	<b>\$171,049</b>	<b>\$171,049</b>
<b>Community Fund Revenue - Total</b>				<b>\$132,053</b>	<b>\$161</b>	<b>\$93,951</b>	<b>\$101,701</b>	<b>\$72,161</b>	<b>\$0</b>	<b>\$171,249</b>	<b>\$171,249</b>

**City of Key West**  
**Annual Budget**  
**Fiscal Year 2022/2023**

Fund: 110 Community Fund  
Department: 5902 Art In Public Places

Key	Object	Account Description	Category	FY 2019/2020 Actuals	FY 2020/2021 Actuals	FY 2021/2022 Adopted	FY 2021/2022 6 Mth Amnd	FY 2021/2022 6 Mth Actuals	FY 2022/2023 Dept Req	FY 2022/2023 CM Review	FY 2022/2023 CC Adopted
1105902	5593200	Accounting & Auditing		\$330	\$413	\$97	\$97	\$14	\$200	\$60	\$60
		SHARE OF ANNUAL CITY AUDIT									\$60
1105902	5593400	Other Contractual Service		\$6,389	\$6,857	\$20,000	\$20,000	\$2,328	\$20,000	\$10,000	\$10,000
		MONROE COUNCIL OF THE ARTS									\$10,000
1105902	5594000	Travel & Per Diem		\$0	\$0	\$1,885	\$1,885	\$0	\$1,885	\$1,885	\$1,885
		TRAVEL AND PER DIEM TO STATE CONFERENCE FOR BOARD MEMBERS									\$1,125
		PER DIEM MEALS FOR STATE CONFERENCE									\$360
		RENTAL CAR AND TOLLS TO STATE CONFERENCE									\$100
		TRAVEL TO ORLANDO FOR STATE CONFERENCE									\$300
1105902	5594100	Communications/Postage		\$0	\$0	\$300	\$300	\$0	\$300	\$300	\$300
1105902	5594600	Repairs and Maintenance		\$100	\$7,206	\$0	\$7,900	\$7,900	\$0	\$12,000	\$12,000
		MAINTENANCE OF ART INSTALLATIONS AROUND CITY									\$12,000
1105902	5594900	Other Current Charges		\$634	\$5,870	\$840	\$840	\$209	\$900	\$900	\$900
		AIPP MEETINGS 12 @ \$75									\$900
1105902	5595400	Books-Subscrip-Membership		\$0	\$0	\$800	\$800	\$0	\$800	\$800	\$800
		CONFERENCE FOR REGISTRATION FOR AIPP MEMBERS									\$500
		FAPAP MEMBERSHIPS									\$300
1105902	5595500	Training		\$0	\$0	\$500	\$500	\$0	\$500	\$500	\$500
<b>Operating Expenditures</b>				<b>\$7,453</b>	<b>\$20,345</b>	<b>\$24,422</b>	<b>\$32,322</b>	<b>\$10,451</b>	<b>\$24,585</b>	<b>\$26,445</b>	<b>\$26,445</b>
1105902	5596700	Works of Art		\$117,478	\$0	\$0	\$0	\$0	\$0	\$0	\$0
<b>Capital Outlay</b>				<b>\$117,478</b>	<b>\$0</b>	<b>\$0</b>	<b>\$0</b>	<b>\$0</b>	<b>\$0</b>	<b>\$0</b>	<b>\$0</b>
1105902	5599100	Transfers		\$15,042	\$13,694	\$5,711	\$7,941	\$3,971	\$13,694	\$11,545	\$11,545
		TRANSFER TO GENERAL FUND FOR INDIRECT COSTS FY23									\$11,545
<b>Transfers</b>				<b>\$15,042</b>	<b>\$13,694</b>	<b>\$5,711</b>	<b>\$7,941</b>	<b>\$3,971</b>	<b>\$13,694</b>	<b>\$11,545</b>	<b>\$11,545</b>

**City of Key West**

**Annual Budget**

**Fiscal Year 2022/2023**

Fund: 110 Community Fund  
 Department: 5902 Art In Public Places

Key	Object	Account Description	Category	FY 2019/2020 Actuals	FY 2020/2021 Actuals	FY 2021/2022 Adopted	FY 2021/2022 6 Mth Amnd	FY 2021/2022 6 Mth Actuals	FY 2022/2023 Dept Req	FY 2022/2023 CM Review	FY 2022/2023 CC Adopted
1105902	5599803	Operating		\$0	\$0	\$63,818	\$61,438	\$0	\$0	\$133,259	\$133,259
			<b>Reserves</b>	<b>\$0</b>	<b>\$0</b>	<b>\$63,818</b>	<b>\$61,438</b>	<b>\$0</b>	<b>\$0</b>	<b>\$133,259</b>	<b>\$133,259</b>
<b>Art In Public Places Expenditures - Total</b>				<b>\$139,973</b>	<b>\$34,039</b>	<b>\$93,951</b>	<b>\$101,701</b>	<b>\$14,421</b>	<b>\$38,279</b>	<b>\$171,249</b>	<b>\$171,249</b>



# Transportation Alternative Fund

Purpose: To fund transportation related plans, projects and policies that reduce congestion in our roadways, improve safety and quality of life for our residents and tourists, reduce greenhouse gas emissions, save taxpayer money, and ensure smarter use of our right of ways

Revenue: Parking Revenue

**City of Key West**  
**Annual Budget**  
**Fiscal Year 2022/2023**

Fund: 111 Transportation Alternative  
 Department: 0000 Revenue

Key	Object	Account Description	Category	FY 2019/2020 Actuals	FY 2020/2021 Actuals	FY 2021/2022 Adopted	FY 2021/2022 6 Mth Amnd	FY 2021/2022 6 Mth Actuals	FY 2022/2023 Dept Req	FY 2022/2023 CM Review	FY 2022/2023 CC Adopted
1110000	3315001	FEMA Grant/Reimbursement		\$89,440	\$161,753	\$0	\$0	\$0	\$0	\$0	\$0
1110000	3349000	Other State Grants		\$237,630	\$10,026	\$514,844	\$514,844	\$0	\$510,000	\$4,844	\$4,844
		SO FL COMMUTER SERV TRANSP RESEARCH ASST (100% REIMB) 300 HRS @\$15									\$4,844
<b>InterGovernmental Revenue</b>				<b>\$327,069</b>	<b>\$171,779</b>	<b>\$514,844</b>	<b>\$514,844</b>	<b>\$0</b>	<b>\$510,000</b>	<b>\$4,844</b>	<b>\$4,844</b>
1110000	3443600	Duval Loop Fares		\$8,099	\$0	\$0	\$0	\$0	\$0	\$0	\$0
1110000	3445102	Meters - Transportation Altern		\$481,658	\$752,866	\$703,670	\$703,670	\$52,415	\$703,670	\$698,294	\$698,294
		GENERAL FUND PARKING									\$342,305
		KEY WEST BIGHT PARKING									\$229,550
		PARK N RIDE PARKING									\$126,439
<b>Charges For Services</b>				<b>\$489,757</b>	<b>\$752,866</b>	<b>\$703,670</b>	<b>\$703,670</b>	<b>\$52,415</b>	<b>\$703,670</b>	<b>\$698,294</b>	<b>\$698,294</b>
1110000	3610000	Interest Earnings		\$6,552	\$792	\$1,500	\$1,500	\$79	\$0	\$500	\$500
1110000	3660200	Private Contributions		\$0	\$0	\$0	\$0	\$1,000	\$0	\$0	\$0
<b>Misc Revenue</b>				<b>\$6,552</b>	<b>\$792</b>	<b>\$1,500</b>	<b>\$1,500</b>	<b>\$1,079</b>	<b>\$0</b>	<b>\$500</b>	<b>\$500</b>
1110000	3815020	Insurance Programs		\$0	\$3,010	\$0	\$0	\$0	\$0	\$0	\$0
1110000	3899001	Fund Balance		\$0	\$0	\$552,873	\$552,873	\$0	\$0	\$527,026	\$327,026
<b>Other Sources</b>				<b>\$0</b>	<b>\$3,010</b>	<b>\$552,873</b>	<b>\$552,873</b>	<b>\$0</b>	<b>\$0</b>	<b>\$527,026</b>	<b>\$327,026</b>
<b>Transportation Alternative Revenue - Total</b>				<b>\$823,379</b>	<b>\$928,448</b>	<b>\$1,772,887</b>	<b>\$1,772,887</b>	<b>\$53,494</b>	<b>\$1,213,670</b>	<b>\$1,230,664</b>	<b>\$1,030,664</b>

**City of Key West**  
**Annual Budget**  
**Fiscal Year 2022/2023**

Fund: 111 Transportation Alternative  
 Department: 4901 General Administration

Key	Object	Account Description	Category	FY 2019/2020 Actuals	FY 2020/2021 Actuals	FY 2021/2022 Adopted	FY 2021/2022 6 Mth Amnd	FY 2021/2022 6 Mth Actuals	FY 2022/2023 Dept Req	FY 2022/2023 CM Review	FY 2022/2023 CC Adopted
1114901	5491200	Regular Salaries & Wages		\$859	\$0	\$0	\$0	\$0	\$0	\$0	\$0
1114901	5491400	Overtime		\$0	\$0	\$0	\$0	\$0	\$0	\$0	\$0
1114901	5491500	Special Pay		\$0	\$0	\$0	\$0	\$0	\$0	\$0	\$0
1114901	5492100	FICA Taxes		\$65	\$0	\$0	\$0	\$0	\$0	\$0	\$0
1114901	5492200	Retirement Contributions		\$69	\$0	\$0	\$0	\$0	\$0	\$0	\$0
1114901	5492300	Life & Health Insurance		\$215	\$0	\$0	\$0	\$0	\$0	\$0	\$0
1114901	5492400	Workers Compensation		\$37,199	\$0	\$0	\$0	\$0	\$0	\$0	\$0
<b>Personnel Services</b>				<b>\$38,406</b>	<b>\$0</b>	<b>\$0</b>	<b>\$0</b>	<b>\$0</b>	<b>\$0</b>	<b>\$0</b>	<b>\$0</b>
1114901	5493200	Accounting & Auditing		\$1,312	\$1,250	\$1,055	\$1,055	\$148	\$1,055	\$1,136	\$1,136
SHARE OF ANNUAL CITY AUDIT											
1114901	5494500	Insurance		\$22,386	\$0	\$0	\$0	\$0	\$0	\$0	\$0
<b>Operating Expenditures</b>				<b>\$23,698</b>	<b>\$1,250</b>	<b>\$1,055</b>	<b>\$1,055</b>	<b>\$148</b>	<b>\$1,055</b>	<b>\$1,136</b>	<b>\$1,136</b>
1114901	5499100	Transfers		\$439,762	\$38,738	\$44,285	\$44,285	\$22,143	\$44,285	\$64,077	\$64,077
TRANSFER TO TRANSIT FUND FOR ON DEMAND TRANSIT GRANT MATCH											
TRANSFER TO GENERAL FUND FOR INDIRECT COSTS FY23											
<b>Transfers</b>				<b>\$439,762</b>	<b>\$38,738</b>	<b>\$44,285</b>	<b>\$44,285</b>	<b>\$22,143</b>	<b>\$44,285</b>	<b>\$64,077</b>	<b>\$64,077</b>
1114901	5499803	Operating		\$0	\$0	\$196,518	\$196,518	\$0	\$0	\$516,887	\$316,887
1114901	5499803	Salary Contingency		\$0	\$0	\$196,518	\$196,518	\$0	\$1,526	\$1,526	\$1,526
RESERVE FOR MERIT INCREASES											
<b>Reserves</b>				<b>\$0</b>	<b>\$0</b>	<b>\$393,036</b>	<b>\$393,036</b>	<b>\$0</b>	<b>\$1,526</b>	<b>\$518,413</b>	<b>\$318,413</b>
<b>General Administration - Total</b>				<b>\$501,866</b>	<b>\$39,988</b>	<b>\$438,376</b>	<b>\$438,376</b>	<b>\$22,291</b>	<b>\$46,866</b>	<b>\$583,626</b>	<b>\$383,626</b>



**City of Key West**  
**Annual Budget**  
**Fiscal Year 2022/2023**

Fund: 111 Transportation Alternative  
 Department: 4903 Multimodal Transportation

Key	Object	Account Description	Category	FY 2019/2020 Actuals	FY 2020/2021 Actuals	FY 2021/2022 Adopted	FY 2021/2022 6 Mth Amnd	FY 2021/2022 6 Mth Actuals	FY 2022/2023 Dept Req	FY 2022/2023 CM Review	FY 2022/2023 CC Adopted
1114903	5491200	Regular Salaries & Wages		\$55,404	\$51,742	\$67,307	\$67,307	\$27,422	\$70,457	\$70,457	\$70,457
		SO FL COMMUTER SERV TRANSP RESEARCH ASST (100% REIMB) 300 HRS @\$15									\$4,500
1114903	5492100	FICA Taxes		\$4,186	\$3,911	\$5,149	\$5,149	\$2,085	\$5,390	\$5,390	\$5,390
1114903	5492200	Retirement Contributions		\$4,883	\$3,853	\$5,025	\$5,025	\$2	\$5,277	\$5,277	\$5,277
1114903	5492300	Life & Health Insurance		\$13,813	\$13,139	\$14,798	\$14,798	\$3,341	\$16,014	\$16,014	\$16,014
<b>Personnel Services</b>				<b>\$78,286</b>	<b>\$72,645</b>	<b>\$92,279</b>	<b>\$92,279</b>	<b>\$32,850</b>	<b>\$97,138</b>	<b>\$97,138</b>	<b>\$97,138</b>
1114903	5493100	Professional Services		\$0	\$163,097	\$323,000	\$323,000	\$48,715	\$888,750	\$300,500	\$300,500
		FORMAL REQUEST FOR RECLASS FOR BUS DRIVERS									\$500
		INSTALLATION/MAINTENANCE ASSISTANCE									\$5,000
		OFFSTREET PARKING - DESIGN PHASE (TAF#3, PAAT#3 AND BPMP)									\$80,000
		PEDESTRIAN SIGNALIZATION MASTER PLAN (TAF#3)									\$75,000
		SAFE STREETS AND ROADS FOR ALL - GRANT MATCH									\$100,000
		SIGNALIZATION UPGRADES FOR EATON/PALM (TAF#5)									\$40,000
1114903	5493400	Other Contractual Service		\$0	\$0	\$0	\$0	\$0	\$0	\$0	\$0
1114903	5494000	Travel & Per Diem		\$0	\$0	\$2,650	\$2,650	\$1,313	\$1,900	\$1,900	\$1,900
		FLORIDA SAFE STREETS SUMMIT (1@\$600)									\$600
		NATIONAL BIKE SUMMIT (1@\$1,300)									\$1,300
1114903	5494600	Repairs and Maintenance		\$40,733	\$0	\$158,000	\$158,000	\$0	\$129,000	\$105,000	\$105,000
		BIKE RACKS									\$45,000
		BIKE RACKS (FDOT FINAL MILE MATCH CARRYOVER)									\$45,000
		MAINTENANCE SUPPLIES									\$5,000
		SAFETY IMPROVEMENTS (TAF#8/KWF/BPMP)									\$10,000
1114903	5494800	Promotional Expenses		\$0	\$0	\$5,000	\$5,000	\$0	\$5,000	\$5,000	\$5,000
		ANNUAL SAFETY FREEBIES: LIGHTS, BELLS, ETC									\$5,000
1114903	5495200	Operating Supplies		\$0	\$0	\$0	\$0	\$0	\$24,000	\$26,500	\$26,500
		BUS BIKE RACKS									\$2,500
		BUS MAP HOLDERS FOR ~50 BUS STOPS (TDP)									\$15,000
		CROSSTOWN GREENWAY TREES, TIMBER, SOIL, ETC FOR 60 STREET TREES (TAF#6/KWF, FDOF GRANT MATCH)									\$9,000
1114903	5495400	Books-Subscrp-Membership		\$0	\$0	\$100	\$100	\$0	\$250	\$250	\$250

**City of Key West**  
**Annual Budget**  
**Fiscal Year 2022/2023**

Fund: 111 Transportation Alternative  
 Department: 4903 Multimodal Transportation

Key	Object	Account Description	Category	FY 2019/2020 Actuals	FY 2020/2021 Actuals	FY 2021/2022 Adopted	FY 2021/2022 6 Mth Amnd	FY 2021/2022 6 Mth Actuals	FY 2022/2023 Dept Req	FY 2022/2023 CM Review	FY 2022/2023 CC Adopted
		BIKE FLORIDA MEMBERSHIP									\$100
		FLORIDA BICYCLE ASSOCIATION MEMBERSHIP									\$100
		LEAGUE OF AMERICAN BICYCLISTS - BIKE FRIENDLY BUSINESS APPLICATION FEE									\$50
1114903	5495500	Training		\$0	\$0	\$0	\$0	\$0	\$0	\$750	\$750
		BIKE TRANSPORTATION TRAINING									\$750
<b>Operating Expenditures</b>				<b>\$40,733</b>	<b>\$163,097</b>	<b>\$488,750</b>	<b>\$488,750</b>	<b>\$50,028</b>	<b>\$1,048,900</b>	<b>\$439,900</b>	<b>\$439,900</b>
1114903	5496300	Infrastructure		\$0	\$70,635	\$910,000	\$910,000	\$64,462	\$400,000	\$95,000	\$95,000
		TA49032101 - PEDESTRIAN UPGRADES (CARRY FORWARD \$257,886)									\$0
		TA49032102 - WICKERS BIKE TRAIL (CARRY FORWARD \$ 505,035)									\$0
		NEW CIP - WAYFINDING									\$95,000
1114903	5496400	Machinery & Equipment		\$0	\$0	\$40,000	\$40,000	\$0	\$0	\$15,000	\$15,000
		TRAFFIC MONITORING EQUIPMENT									\$15,000
<b>Capital Outlay</b>				<b>\$0</b>	<b>\$70,635</b>	<b>\$950,000</b>	<b>\$950,000</b>	<b>\$64,462</b>	<b>\$400,000</b>	<b>\$110,000</b>	<b>\$110,000</b>
<b>Multimodal Transportation - Total</b>				<b>\$119,020</b>	<b>\$306,377</b>	<b>\$1,531,029</b>	<b>\$1,531,029</b>	<b>\$147,340</b>	<b>\$1,546,038</b>	<b>\$647,038</b>	<b>\$647,038</b>
<b>Transportation Alternative Expenditures - Total</b>				<b>\$1,145,439</b>	<b>\$359,292</b>	<b>\$1,772,887</b>	<b>\$1,772,887</b>	<b>\$169,630</b>	<b>\$2,102,904</b>	<b>\$1,230,664</b>	<b>\$1,030,664</b>



# Law Enforcement Trust Fund

Purpose: Segregate special funds for Police equipment and training  
Revenue: Proceeds from the sale of property seized by Police working on local, state and federal cases

**City of Key West**  
**Annual Budget**  
**Fiscal Year 2022/2023**

Fund: 172 Law Enforcement Trust

Department: 0000 Revenue

Key	Object	Account Description	Category	FY 2019/2020 Actuals	FY 2020/2021 Actuals	FY 2021/2022 Adopted	FY 2021/2022 6 Mth Amnd	FY 2021/2022 6 Mth Actuals	FY 2022/2023 Dept Req	FY 2022/2023 CM Review	FY 2022/2023 CC Adopted
1720000	3510500	State Forfeitures		\$40,857	\$24,080	\$0	\$0	\$14,909	\$0	\$0	\$0
1720000	3510800	Federal Forfeitures		\$3,905	\$0	\$0	\$0	\$0	\$0	\$0	\$0
<b>Fines &amp; Forfeitures</b>				<b>\$44,762</b>	<b>\$24,080</b>	<b>\$0</b>	<b>\$0</b>	<b>\$14,909</b>	<b>\$0</b>	<b>\$0</b>	<b>\$0</b>
1720000	3610000	Interest Earnings		\$1,504	\$168	\$1,500	\$1,500	\$11	\$200	\$200	\$200
<b>Misc Revenue</b>				<b>\$1,504</b>	<b>\$168</b>	<b>\$1,500</b>	<b>\$1,500</b>	<b>\$11</b>	<b>\$200</b>	<b>\$200</b>	<b>\$200</b>
1720000	3899005	Fund Balance - Federal		\$0	\$0	\$55,462	\$55,462	\$0	\$0	\$43,214	\$43,214
1720000	3899008	Fund Balance - State		\$0	\$0	\$79,350	\$79,350	\$0	\$0	\$89,307	\$89,307
<b>Other Sources</b>				<b>\$0</b>	<b>\$0</b>	<b>\$134,812</b>	<b>\$134,812</b>	<b>\$0</b>	<b>\$0</b>	<b>\$132,521</b>	<b>\$132,521</b>
<b>Law Enforcement Trust Revenue - Total</b>				<b>\$46,266</b>	<b>\$24,248</b>	<b>\$136,312</b>	<b>\$136,312</b>	<b>\$14,920</b>	<b>\$200</b>	<b>\$132,721</b>	<b>\$132,721</b>

**City of Key West**  
**Annual Budget**  
**Fiscal Year 2022/2023**

Fund: 172 Law Enforcement Trust  
Department: 2111 Purchases Non Federal

Key	Object	Account Description	Category	FY 2019/2020 Actuals	FY 2020/2021 Actuals	FY 2021/2022 Adopted	FY 2021/2022 6 Mth Amnd	FY 2021/2022 6 Mth Actuals	FY 2022/2023 Dept Req	FY 2022/2023 CM Review	FY 2022/2023 CC Adopted
1722111	5213200	Accounting & Auditing		\$33	\$225	\$94	\$94	\$13	\$87	\$87	\$87
		SHARE OF ANNUAL CITY AUDIT									\$87
1722111	5214000	Travel & Per Diem		\$0	\$9,825	\$0	\$10,509	\$3,930	\$0	\$0	\$0
1722111	5214600	Repairs and Maintenance		\$0	\$0	\$1,000	\$1,000	\$0	\$1,000	\$1,000	\$1,000
		MAINTAIN SEIZED VEHICLES									\$1,000
1722111	5214800	Promotional Expenses		\$0	\$0	\$3,000	\$3,000	\$0	\$3,000	\$3,000	\$3,000
1722111	5214900	Other Current Charges		\$1,295	\$0	\$12,500	\$12,500	\$160	\$12,500	\$12,500	\$12,500
		FILING FEES FOR LEGAL ACTION FOR SEIZED PROPERTY									\$12,500
1722111	5215200	Operating Supplies		\$0	\$0	\$0	\$0	\$0	\$15,000	\$15,000	\$15,000
		EXPLORER UNIFORMS									\$15,000
1722111	5215500	Training		\$0	\$3,595	\$0	\$3,800	\$3,800	\$0	\$0	\$0
<b>Operating Expenditures</b>				<b>\$1,328</b>	<b>\$13,645</b>	<b>\$16,594</b>	<b>\$30,903</b>	<b>\$7,903</b>	<b>\$31,587</b>	<b>\$31,587</b>	<b>\$31,587</b>
1722111	5218200	Aid to Pvt. Organizations		\$4,500	\$8,500	\$5,000	\$5,000	\$0	\$5,000	\$5,000	\$5,000
<b>Grants and Aid</b>				<b>\$4,500</b>	<b>\$8,500</b>	<b>\$5,000</b>	<b>\$5,000</b>	<b>\$0</b>	<b>\$5,000</b>	<b>\$5,000</b>	<b>\$5,000</b>
1722111	5219100	Transfers		\$8,034	\$13,553	\$4,801	\$4,801	\$2,400	\$0	\$15,687	\$15,687
		TRANSFER TO GENERAL FUND FOR INDIRECT COSTS FY23									\$15,687
<b>Transfers</b>				<b>\$8,034</b>	<b>\$13,553</b>	<b>\$4,801</b>	<b>\$4,801</b>	<b>\$2,400</b>	<b>\$0</b>	<b>\$15,687</b>	<b>\$15,687</b>
1722111	5219803	Operating		\$0	\$0	\$53,735	\$39,426	\$0	\$0	\$37,131	\$37,157
<b>Reserves</b>				<b>\$0</b>	<b>\$0</b>	<b>\$53,735</b>	<b>\$39,426</b>	<b>\$0</b>	<b>\$0</b>	<b>\$37,131</b>	<b>\$37,157</b>
<b>Purchases Non Federal - Total</b>				<b>\$13,862</b>	<b>\$35,698</b>	<b>\$80,130</b>	<b>\$80,130</b>	<b>\$10,303</b>	<b>\$36,587</b>	<b>\$89,405</b>	<b>\$89,431</b>

**City of Key West**  
**Annual Budget**  
**Fiscal Year 2022/2023**

Fund: 172 Law Enforcement Trust  
 Department: 2113 Purchases Federal

Key	Object	Account Description	Category	FY 2019/2020 Actuals	FY 2020/2021 Actuals	FY 2021/2022 Adopted	FY 2021/2022 6 Mth Amnd	FY 2021/2022 6 Mth Actuals	FY 2022/2023 Dept Req	FY 2022/2023 CM Review	FY 2022/2023 CC Adopted
1722113	5213100	Professional Services		\$0	\$0	\$0	\$0	\$0	\$0	\$0	\$0
1722113	5213400	Other Contractual Service		\$0	\$0	\$0	\$0	\$0	\$0	\$0	\$0
1722113	5213500	Investigative Services		\$0	\$0	\$0	\$0	\$0	\$0	\$0	\$0
1722113	5214000	Travel & Per Diem		\$989	\$0	\$0	\$0	\$0	\$0	\$0	\$0
1722113	5214600	Repairs and Maintenance		\$0	\$0	\$0	\$0	\$0	\$0	\$0	\$0
1722113	5214800	Promotional Expenses		\$0	\$0	\$0	\$0	\$0	\$0	\$0	\$0
1722113	5215200	Operating Supplies		\$0	\$0	\$5,000	\$5,000	\$0	\$5,000	\$5,000	\$5,000
		AMMUNITION FOR EXPLORER PROGRAM									\$2,500
		CRIME PREVENTION									\$2,500
1722113	5215400	Books-Subscrip-Membership		\$0	\$0	\$0	\$0	\$0	\$0	\$0	\$0
1722113	5215500	Training		\$0	\$0	\$0	\$0	\$0	\$0	\$0	\$0
<b>Operating Expenditures</b>				<b>\$989</b>	<b>\$0</b>	<b>\$5,000</b>	<b>\$5,000</b>	<b>\$0</b>	<b>\$5,000</b>	<b>\$5,000</b>	<b>\$5,000</b>
1722113	5216400	Machinery & Equipment		\$0	\$5,571	\$0	\$0	\$0	\$0	\$0	\$0
<b>Capital Outlay</b>				<b>\$0</b>	<b>\$5,571</b>	<b>\$0</b>	<b>\$0</b>	<b>\$0</b>	<b>\$0</b>	<b>\$0</b>	<b>\$0</b>
1722113	5219100	Transfers		\$0	\$4,000	\$0	\$0	\$0	\$0	\$0	\$0
<b>Transfers</b>				<b>\$0</b>	<b>\$4,000</b>	<b>\$0</b>	<b>\$0</b>	<b>\$0</b>	<b>\$0</b>	<b>\$0</b>	<b>\$0</b>
1722113	5219800	Reserves		\$0	\$0	\$51,182	\$51,182	\$0	\$0	\$38,214	\$38,290
<b>Reserves</b>				<b>\$0</b>	<b>\$0</b>	<b>\$51,182</b>	<b>\$51,182</b>	<b>\$0</b>	<b>\$0</b>	<b>\$38,214</b>	<b>\$38,290</b>
<b>Purchases Federal - Total</b>				<b>\$989</b>	<b>\$9,571</b>	<b>\$56,182</b>	<b>\$56,182</b>	<b>\$0</b>	<b>\$5,000</b>	<b>\$43,214</b>	<b>\$43,290</b>
<b>Law Enforcement Trust Expenditures - Total</b>				<b>\$14,851</b>	<b>\$45,270</b>	<b>\$136,312</b>	<b>\$136,312</b>	<b>\$10,303</b>	<b>\$41,587</b>	<b>\$132,721</b>	<b>\$132,721</b>



# Capital Projects Fund

Purpose: Account for General and Special Revenue funded major capital improvement projects  
Revenue: Varies from year to year but may consist of grants, private contributions, interest earnings, and transfers from General Fund, sales surtaxes and fuel taxes

**City of Key West**  
**Annual Budget**  
**Fiscal Year 2022/2023**

Fund: 303 Capital Projects  
 Department: 0000 Revenue

Key	Object	Account Description	Category	FY 2019/2020 Actuals	FY 2020/2021 Actuals	FY 2021/2022 Adopted	FY 2021/2022 6 Mth Amnd	FY 2021/2022 6 Mth Actuals	FY 2022/2023 Dept Req	FY 2022/2023 CM Review	FY 2022/2023 CC Adopted
3030000	3349000	Other State Grants		\$0	\$0	\$4,500,000	\$4,500,000	\$0	\$0	\$0	\$0
<b>InterGovernmental Revenue</b>				<b>\$0</b>	<b>\$0</b>	<b>\$4,500,000</b>	<b>\$4,500,000</b>	<b>\$0</b>	<b>\$0</b>	<b>\$0</b>	<b>\$0</b>
3030000	3610000	Interest Earnings		\$6,723	\$549	\$0	\$0	\$38	\$0	\$0	\$0
<b>Misc Revenue</b>				<b>\$6,723</b>	<b>\$549</b>	<b>\$0</b>	<b>\$0</b>	<b>\$38</b>	<b>\$0</b>	<b>\$0</b>	<b>\$0</b>
3030000	3811010	Infrastructure		\$0	\$0	\$373,760	\$373,760	\$186,880	\$0	\$128,350	\$128,350
3030000	3899001	Fund Balance		\$0	\$0	\$8,285	\$8,285	\$0	\$0	\$0	\$0
<b>Other Sources</b>				<b>\$0</b>	<b>\$0</b>	<b>\$382,045</b>	<b>\$382,045</b>	<b>\$186,880</b>	<b>\$0</b>	<b>\$128,350</b>	<b>\$128,350</b>
<b>Capital Projects Fund Revenue - Total</b>				<b>\$6,723</b>	<b>\$549</b>	<b>\$4,882,045</b>	<b>\$4,882,045</b>	<b>\$186,918</b>	<b>\$0</b>	<b>\$128,350</b>	<b>\$128,350</b>

**City of Key West**  
**Annual Budget**  
**Fiscal Year 2022/2023**

Fund: 303 Capital Projects  
 Department: 1900 Non-Departmental

Key	Object	Account Description	Category	FY 2019/2020 Actuals	FY 2020/2021 Actuals	FY 2021/2022 Adopted	FY 2021/2022 6 Mth Amnd	FY 2021/2022 6 Mth Actuals	FY 2022/2023 Dept Req	FY 2022/2023 CM Review	FY 2022/2023 CC Adopted
3031900	5191200	Regular Salaries & Wages		\$68,460	\$68,166	\$74,552	\$74,552	\$34,552	\$78,280	\$78,280	\$78,280
3031900	5192100	FICA Taxes		\$5,187	\$5,165	\$5,703	\$5,703	\$2,620	\$5,988	\$5,988	\$5,988
3031900	5192200	Retirement Contributions		\$6,025	\$6,445	\$5,964	\$5,964	\$2,764	\$6,262	\$6,262	\$6,262
3031900	5192300	Life & Health Insurance		\$12,378	\$15,881	\$14,798	\$14,798	\$6,700	\$16,014	\$16,014	\$16,014
<b>Personnel Services</b>				<b>\$92,050</b>	<b>\$95,657</b>	<b>\$101,017</b>	<b>\$101,017</b>	<b>\$46,636</b>	<b>\$106,544</b>	<b>\$106,544</b>	<b>\$106,544</b>
3031900	5193200	Accounting & Auditing		\$1,532	\$200	\$272	\$272	\$38	\$272	\$3,129	\$3,129
SHARE OF ANNUAL CITY AUDIT											
<b>Operating Expenditures</b>				<b>\$1,532</b>	<b>\$200</b>	<b>\$272</b>	<b>\$272</b>	<b>\$38</b>	<b>\$272</b>	<b>\$3,129</b>	<b>\$3,129</b>
3031900	5196200	Buildings		\$0	\$0	\$4,770,000	\$4,770,000	\$0	\$1,400,000	\$0	\$0
CP19001801 - KEYS DEISEL PLANT STABILIZATION (CARRY FORWARD \$475,682)											
TBD - LAW ENFORCEMENT HOUSING (CARRY FORWARD \$150,000)											
<b>Capital Outlay</b>				<b>\$0</b>	<b>\$0</b>	<b>\$4,770,000</b>	<b>\$4,770,000</b>	<b>\$0</b>	<b>\$1,400,000</b>	<b>\$0</b>	<b>\$0</b>
3031900	5199100	Transfers		\$15,359	\$15,335	\$10,756	\$10,756	\$5,378	\$13,349	\$16,866	\$16,866
TRANSFER TO GENERAL FUND FOR INDIRECT COST ALLOCATION FY23											
<b>Transfers</b>				<b>\$15,359</b>	<b>\$15,335</b>	<b>\$10,756</b>	<b>\$10,756</b>	<b>\$5,378</b>	<b>\$13,349</b>	<b>\$16,866</b>	<b>\$16,866</b>
3031900	5199800	Reserves		\$0	\$0	\$0	\$0	\$0	\$0	\$0	\$0
3031900	5199804	Salary Contingency		\$0	\$0	\$0	\$0	\$0	\$0	\$1,811	\$1,811
RESERVE FOR MERIT INCREASES											
<b>Reserves</b>				<b>\$0</b>	<b>\$0</b>	<b>\$0</b>	<b>\$0</b>	<b>\$0</b>	<b>\$0</b>	<b>\$1,811</b>	<b>\$1,811</b>
<b>Capital Projects Fund Expenditures - Total</b>				<b>\$108,941</b>	<b>\$111,192</b>	<b>\$4,882,045</b>	<b>\$4,882,045</b>	<b>\$52,052</b>	<b>\$1,520,165</b>	<b>\$128,350</b>	<b>\$128,350</b>



# Sewer Fund

Purpose: Operate, maintain and improve the sanitary sewer system and Wastewater Treatment Plant (WWTP)  
Revenue: User service fees, connection fees, and U.S. Navy contributions

**City of Key West**  
**Annual Budget**  
**Fiscal Year 2022/2023**

Fund: 401 Sewer Fund  
Department: 0000 Revenue

Key	Object	Account Description	Category	FY 2019/2020 Actuals	FY 2020/2021 Actuals	FY 2021/2022 Adopted	FY 2021/2022 6 Mth Amnd	FY 2021/2022 6 Mth Actuals	FY 2022/2023 Dept Req	FY 2022/2023 CM Review	FY 2022/2023 CC Adopted
4010000	3313602	FEMA Grant		\$0	\$129,961	\$4,219,215	\$4,219,215	\$0	\$0	\$0	\$0
4010000	3343900	Other Physical Environmnt		\$437,667	\$0	\$1,600,000	\$1,600,000	\$0	\$0	\$425,000	\$425,000
		MAYFIELD GRANT									\$425,000
<b>InterGovernmental Revenue</b>				<b>\$437,667</b>	<b>\$129,961</b>	<b>\$5,819,215</b>	<b>\$5,819,215</b>	<b>\$0</b>	<b>\$0</b>	<b>\$425,000</b>	<b>\$425,000</b>
4010000	3435100	Sewer Service Charges		\$118,945	\$110,131	\$100,000	\$100,000	\$15,006	\$100,000	\$100,000	\$100,000
4010000	3435101	FCAA Collections		\$10,254,093	\$10,847,628	\$11,004,427	\$11,004,427	\$5,198,154	\$10,200,000	\$11,650,230	\$11,650,230
4010000	3435200	Sewer Connection Fees		\$47,783	\$36,155	\$60,000	\$60,000	\$109,185	\$60,000	\$60,000	\$60,000
4010000	3435300	Sewer Penalties		(\$887)	(\$2,183)	\$0	\$0	(\$47)	\$0	\$0	\$0
4010000	3435400	Sewer Charges Navy		\$986,871	\$861,893	\$456,361	\$456,361	\$341,658	\$600,000	\$464,549	\$500,659
4010000	3435500	Navy Contributed Capital		\$0	\$0	\$776,274	\$776,274	\$0	\$1,830,457	\$448,250	\$448,250
<b>Charges For Services</b>				<b>\$11,406,806</b>	<b>\$11,853,624</b>	<b>\$12,397,062</b>	<b>\$12,397,062</b>	<b>\$5,663,956</b>	<b>\$12,790,457</b>	<b>\$12,723,029</b>	<b>\$12,759,139</b>
4010000	3610000	Interest Earnings		\$218,729	\$63,782	\$65,119	\$65,119	\$1,173	\$250,000	\$160,165	\$154,318
4010000	3690000	Other Misc Revenues		\$9,071	(\$6,139)	\$0	\$0	\$0	\$0	\$0	\$0
4010000	3696000	Refund Prior Year Expense		\$0	\$0	\$0	\$0	\$0	\$0	\$0	\$0
4010000	3699000	Proceeds/Subrogation		\$425,000	\$75,000	\$0	\$0	\$0	\$0	\$0	\$0
<b>Misc Revenue</b>				<b>\$652,800</b>	<b>\$132,643</b>	<b>\$65,119</b>	<b>\$65,119</b>	<b>\$1,173</b>	<b>\$250,000</b>	<b>\$160,165</b>	<b>\$154,318</b>
4010000	3814020	Stormwater Utility		(\$0)	\$1	\$158,312	\$158,312	\$0	\$158,312	\$158,312	\$158,312
4010000	3815020	Insurance Programs		\$0	\$292,969	\$0	\$0	\$0	\$0	\$0	\$0
4010000	3899006	Retained Earnings		\$0	\$0	\$6,511,936	\$6,576,613	\$0	\$0	\$7,917,240	\$7,917,240
<b>Other Sources</b>				<b>(\$0)</b>	<b>\$292,969</b>	<b>\$6,670,248</b>	<b>\$6,734,925</b>	<b>\$0</b>	<b>\$158,312</b>	<b>\$8,075,552</b>	<b>\$8,075,552</b>
<b>Sewer Fund Revenue - Total</b>				<b>\$12,497,273</b>	<b>\$12,409,197</b>	<b>\$24,951,644</b>	<b>\$25,016,321</b>	<b>\$5,665,130</b>	<b>\$13,198,769</b>	<b>\$21,383,746</b>	<b>\$21,414,009</b>





**City of Key West**

**Annual Budget**

**Fiscal Year 2022/2023**

Fund: 401 Sewer Fund  
 Department: 3501 General Administration

Key	Object	Account Description	Category	FY 2019/2020 Actuals	FY 2020/2021 Actuals	FY 2021/2022 Adopted	FY 2021/2022 6 Mth Amnd	FY 2021/2022 6 Mth Actuals	FY 2022/2023 Dept Req	FY 2022/2023 CM Review	FY 2022/2023 CC Adopted
4013501	5359900	Other Uses		\$0	\$0	\$6,919,235	\$6,858,135	\$0	\$0	\$6,098,718	\$5,254,243
<b>Reserves</b>				<b>\$0</b>	<b>\$0</b>	<b>\$8,977,354</b>	<b>\$8,767,802</b>	<b>\$0</b>	<b>\$0</b>	<b>\$8,165,845</b>	<b>\$7,475,246</b>
<b>General Administration - Total</b>				<b>\$1,734,046</b>	<b>\$1,677,566</b>	<b>\$13,230,641</b>	<b>\$13,182,391</b>	<b>\$3,057,729</b>	<b>\$4,659,573</b>	<b>\$11,651,744</b>	<b>\$11,282,008</b>



**City of Key West**  
**Annual Budget**  
**Fiscal Year 2022/2023**

Fund: 401 Sewer Fund  
 Department: 3503 Renewal and Replacement

Key	Object	Account Description	Category	FY 2019/2020 Actuals	FY 2020/2021 Actuals	FY 2021/2022 Adopted	FY 2021/2022 6 Mth Amnd	FY 2021/2022 6 Mth Actuals	FY 2022/2023 Dept Req	FY 2022/2023 CM Review	FY 2022/2023 CC Adopted
		NEW CIP - UV SYSTEM UPGRADES									\$300,000
		<b>Capital Outlay</b>		<b>\$0</b>	<b>\$0</b>	<b>\$2,490,944</b>	<b>\$2,577,844</b>	<b>\$388,595</b>	<b>\$575,000</b>	<b>\$1,750,000</b>	<b>\$1,750,000</b>
		<b>Renewal and Replacement - Total</b>		<b>\$402,329</b>	<b>\$644,075</b>	<b>\$3,010,281</b>	<b>\$3,097,181</b>	<b>\$537,099</b>	<b>\$1,597,136</b>	<b>\$2,049,636</b>	<b>\$2,049,636</b>



**City of Key West**  
**Annual Budget**  
**Fiscal Year 2022/2023**

Fund: 401 Sewer Fund  
 Department: 3504 Treatment Plant Operation

Key	Object	Account Description	Category	FY 2019/2020 Actuals	FY 2020/2021 Actuals	FY 2021/2022 Adopted	FY 2021/2022 6 Mth Amnd	FY 2021/2022 6 Mth Actuals	FY 2022/2023 Dept Req	FY 2022/2023 CM Review	FY 2022/2023 CC Adopted
		NEW CIP - DEEP WELL VALVE REPLACEMENT									\$200,000
		<b>Capital Outlay</b>		<b>\$0</b>	<b>\$0</b>	<b>\$3,120,000</b>	<b>\$3,120,000</b>	<b>\$383,688</b>	<b>\$14,424,350</b>	<b>\$1,345,000</b>	<b>\$1,345,000</b>
		<b>Treatment Plant Operation - Total</b>		<b>\$5,885,464</b>	<b>\$5,368,900</b>	<b>\$8,710,722</b>	<b>\$8,736,749</b>	<b>\$3,170,845</b>	<b>\$20,241,914</b>	<b>\$7,582,366</b>	<b>\$7,882,366</b>
		<b>Sewer Fund Expenditures - Total</b>		<b>\$8,021,838</b>	<b>\$7,691,247</b>	<b>\$24,951,644</b>	<b>\$25,016,321</b>	<b>\$6,765,673</b>	<b>\$26,501,171</b>	<b>\$21,283,746</b>	<b>\$21,414,009</b>



# Stormwater Utility Fund

Purpose: Operate, maintain and improve the stormwater system  
Revenue: User fees, state and federal grants

**City of Key West**  
**Annual Budget**  
**Fiscal Year 2022/2023**

Fund: 402 Stormwater Utility  
 Department: 0000 Revenue

Key	Object	Account Description	Category	FY 2019/2020 Actuals	FY 2020/2021 Actuals	FY 2021/2022 Adopted	FY 2021/2022 6 Mth Amnd	FY 2021/2022 6 Mth Actuals	FY 2022/2023 Dept Req	FY 2022/2023 CM Review	FY 2022/2023 CC Adopted
4020000	3313600	Stormwater Grants		\$0	\$0	\$0	\$0	\$0	\$250,000	\$250,000	\$250,000
		FLORIDA KEYS STEWARDSHIP ACT									\$250,000
4020000	3313602	FEMA Grant		\$75,154	\$548,762	\$0	\$0	\$0	\$0	\$0	\$0
4020000	3343600	Stormwater Grants		\$515,000	\$894,000	\$0	\$0	\$929,000	\$0	\$0	\$0
<b>InterGovernmental Revenue</b>				<b>\$590,154</b>	<b>\$1,442,762</b>	<b>\$0</b>	<b>\$0</b>	<b>\$929,000</b>	<b>\$250,000</b>	<b>\$250,000</b>	<b>\$250,000</b>
4020000	3436100	Stormwater Charges		\$162,802	\$28,689	\$2,351,456	\$2,351,456	\$8,674	\$2,240,000	\$27,000	\$27,000
		PORT OPERATIONS									\$27,000
4020000	3436101	Storm Water on Tax Bill		\$2,318,641	\$2,353,891	\$0	\$0	\$2,181,292	\$0	\$2,360,409	\$2,360,409
4020000	3436300	Penalties		(\$80)	(\$809)	\$0	\$0	(\$82)	\$0	\$0	\$0
<b>Charges For Services</b>				<b>\$2,481,363</b>	<b>\$2,381,771</b>	<b>\$2,351,456</b>	<b>\$2,351,456</b>	<b>\$2,189,884</b>	<b>\$2,240,000</b>	<b>\$2,387,409</b>	<b>\$2,387,409</b>
4020000	3610000	Interest Earnings		\$75,820	\$6,140	\$9,834	\$9,834	\$411	\$75,000	\$26,781	\$25,747
<b>Misc Revenue</b>				<b>\$75,820</b>	<b>\$6,140</b>	<b>\$9,834</b>	<b>\$9,834</b>	<b>\$411</b>	<b>\$75,000</b>	<b>\$26,781</b>	<b>\$25,747</b>
4020000	3811010	Infrastructure		\$462,000	\$0	\$0	\$0	\$0	\$0	\$0	\$0
4020000	3815020	Insurance Programs		\$0	\$2,036	\$0	\$0	\$0	\$0	\$0	\$0
4020000	3899101	Reserve for R&R		\$0	\$0	\$3,933,653	\$4,058,211	\$0	\$0	\$1,348,983	\$1,348,983
<b>Other Sources</b>				<b>\$462,000</b>	<b>\$2,036</b>	<b>\$3,933,653</b>	<b>\$4,058,211</b>	<b>\$0</b>	<b>\$0</b>	<b>\$1,348,983</b>	<b>\$1,348,983</b>
<b>Stormwater Utility Revenue - Total</b>				<b>\$3,609,337</b>	<b>\$3,832,710</b>	<b>\$6,294,943</b>	<b>\$6,419,501</b>	<b>\$3,119,295</b>	<b>\$2,565,000</b>	<b>\$4,013,173</b>	<b>\$4,012,139</b>



**City of Key West**  
**Annual Budget**  
**Fiscal Year 2022/2023**

Fund: 402 Stormwater Utility  
Department: 3801 General Administration

Key	Object	Account Description	Category	FY 2019/2020 Actuals	FY 2020/2021 Actuals	FY 2021/2022 Adopted	FY 2021/2022 6 Mth Amnd	FY 2021/2022 6 Mth Actuals	FY 2022/2023 Dept Req	FY 2022/2023 CM Review	FY 2022/2023 CC Adopted
4023801	5385500	Training		\$264	\$297	\$1,500	\$2,100	\$0	\$5,000	\$5,000	\$5,000
4023801	5385701	Bad Debt		\$29,596	(\$63,303)	\$0	\$0	\$489	\$0	\$0	\$0
<b>Operating Expenditures</b>				<b>\$114,001</b>	<b>\$36,567</b>	<b>\$146,914</b>	<b>\$277,072</b>	<b>\$56,205</b>	<b>\$181,589</b>	<b>\$151,735</b>	<b>\$243,119</b>
4023801	5387200	Debt Service-Interest		\$82,965	\$74,696	\$0	\$0	\$0	\$0	\$0	\$0
<b>Debt Service</b>				<b>\$82,965</b>	<b>\$74,696</b>	<b>\$0</b>	<b>\$0</b>	<b>\$0</b>	<b>\$0</b>	<b>\$0</b>	<b>\$0</b>
4023801	5389100	Transfers		\$179,753	\$204,503	\$892,755	\$892,755	\$363,615	\$520,279	\$590,691	\$590,691
		GENERAL FUND REPAYMENT FY23									\$182,214
		SEWER FUND REPAYMENT FY23									\$158,312
		TRANSFER TO GENERAL FUND FOR INDIRECT COST ALLOCATION FY23									\$250,165
<b>Transfers</b>				<b>\$179,753</b>	<b>\$204,503</b>	<b>\$892,755</b>	<b>\$892,755</b>	<b>\$363,615</b>	<b>\$520,279</b>	<b>\$590,691</b>	<b>\$590,691</b>
4023801	5389803	Operating		\$0	\$0	\$420,512	\$420,512	\$0	\$0	\$379,126	\$404,628
4023801	5389804	Salary Contingency		\$0	\$0	\$40,599	\$40,599	\$0	\$0	\$2,360	\$2,302
		RESERVE FOR MERIT INCREASES									\$2,302
4023801	5389900	Other Uses		\$0	\$0	\$2,339,090	\$2,333,490	\$0	\$0	\$976,822	\$846,861
<b>Reserves</b>				<b>\$0</b>	<b>\$0</b>	<b>\$2,800,201</b>	<b>\$2,794,601</b>	<b>\$0</b>	<b>\$0</b>	<b>\$1,358,308</b>	<b>\$1,253,791</b>
<b>General Administration - Total</b>				<b>\$468,975</b>	<b>\$389,127</b>	<b>\$3,928,542</b>	<b>\$4,053,100</b>	<b>\$461,968</b>	<b>\$836,054</b>	<b>\$2,238,122</b>	<b>\$2,222,088</b>

**City of Key West**  
**Annual Budget**  
**Fiscal Year 2022/2023**

Fund: 402 Stormwater Utility  
Department: 3802 Construction

Key	Object	Account Description	Category	FY 2019/2020 Actuals	FY 2020/2021 Actuals	FY 2021/2022 Adopted	FY 2021/2022 6 Mth Amnd	FY 2021/2022 6 Mth Actuals	FY 2022/2023 Dept Req	FY 2022/2023 CM Review	FY 2022/2023 CC Adopted
4023802	5383100	Professional Services		\$0	\$36,086	\$0	\$0	\$0	\$0	\$0	\$0
4023802	5384600	Repairs and Maintenance		\$41,670	\$65,589	\$100,000	\$100,000	\$10,242	\$50,000	\$50,000	\$50,000
		EMERGENCY REPAIR									\$50,000
<b>Operating Expenditures</b>				<b>\$41,670</b>	<b>\$101,676</b>	<b>\$100,000</b>	<b>\$100,000</b>	<b>\$10,242</b>	<b>\$50,000</b>	<b>\$50,000</b>	<b>\$50,000</b>
4023802	5386500	Construction in Progress		\$0	\$0	\$952,766	\$952,766	\$889,348	\$2,988,150	\$654,134	\$654,134
		ST38021601 - DENNIS STREET PUMP STATION (CARRY FORWARD \$137,291)									\$0
		ST38021901 - TIDE VALVES & OUTFALL IMPROVEMENTS (CARRY FORWARD \$3,003,649)									\$0
		ST38022101 - PATRICIA AND ASHBY 2ND WELL (CARRY FORWARD \$129,0339)									\$0
		ST38022102 - HARRIS AND 10TH OUTFALL (CARRY FORWARD \$4,957,434)									\$0
		ST38022201 - FOGARTY AND 3RD STREET PUMP STATION (CARRY FORWARD \$952,766)									\$254,134
		NEW CIP - SOUTH STREET DRAINAGE UPGRADES									\$300,000
		NEW CIP - UNITED STREET DRAINAGE MODIFICATION									\$100,000
<b>Capital Outlay</b>				<b>\$0</b>	<b>\$0</b>	<b>\$952,766</b>	<b>\$952,766</b>	<b>\$889,348</b>	<b>\$2,988,150</b>	<b>\$654,134</b>	<b>\$654,134</b>
<b>Construction- Total</b>				<b>\$41,670</b>	<b>\$101,676</b>	<b>\$1,052,766</b>	<b>\$1,052,766</b>	<b>\$899,591</b>	<b>\$3,038,150</b>	<b>\$704,134</b>	<b>\$704,134</b>

**City of Key West**  
**Annual Budget**  
**Fiscal Year 2022/2023**

Fund: 402 Stormwater Utility  
 Department: 3803 Renewal & Replacement

Key	Object	Account Description	Category	FY 2019/2020 Actuals	FY 2020/2021 Actuals	FY 2021/2022 Adopted	FY 2021/2022 6 Mth Amnd	FY 2021/2022 6 Mth Actuals	FY 2022/2023 Dept Req	FY 2022/2023 CM Review	FY 2022/2023 CC Adopted
4023803	5383100	Professional Services		\$0	\$12,899	\$0	\$0	\$0	\$15,000	\$15,000	\$15,000
4023803	5384600	Repairs and Maintenance		\$255,928	\$189,870	\$120,000	\$120,000	\$0	\$150,000	\$150,000	\$150,000
<b>Operating Expenditures</b>				<b>\$255,928</b>	<b>\$202,768</b>	<b>\$120,000</b>	<b>\$120,000</b>	<b>\$0</b>	<b>\$165,000</b>	<b>\$165,000</b>	<b>\$165,000</b>
4023803	5386500	Construction in Progress		\$0	\$0	\$285,000	\$285,000	\$0	\$285,000	\$75,000	\$75,000
		ST38031901 - PATRICIA AND ASHBY NEIGHBORHOOD (CARRY FORWARD \$147,864)									\$0
		ST38031902 - GOVERNMENT ROAD CULVERT 1 (CARRY FORWARD \$71,780)									\$75,000
		ST38032201 - CANAL SYSTEM CLEARING (CARRY FORWARD \$80,000)									\$0
<b>Capital Outlay</b>				<b>\$0</b>	<b>\$0</b>	<b>\$285,000</b>	<b>\$285,000</b>	<b>\$0</b>	<b>\$285,000</b>	<b>\$75,000</b>	<b>\$75,000</b>
<b>Renewal &amp; Replacement - Total</b>				<b>\$255,928</b>	<b>\$202,768</b>	<b>\$405,000</b>	<b>\$405,000</b>	<b>\$0</b>	<b>\$450,000</b>	<b>\$240,000</b>	<b>\$240,000</b>

**City of Key West**  
**Annual Budget**  
**Fiscal Year 2022/2023**

Fund: 402 Stormwater Utility  
 Department: 3804 System Operations

Key	Object	Account Description	Category	FY 2019/2020 Actuals	FY 2020/2021 Actuals	FY 2021/2022 Adopted	FY 2021/2022 6 Mth Amnd	FY 2021/2022 6 Mth Actuals	FY 2022/2023 Dept Req	FY 2022/2023 CM Review	FY 2022/2023 CC Adopted
4023804	5383400	Other Contractual Service		\$721,433	\$705,228	\$843,635	\$843,635	\$421,817	\$868,944	\$765,917	\$765,917
		OMI CONTRACT									\$765,917
4023804	5384302	Electricity		\$49,056	\$54,268	\$65,000	\$65,000	\$22,568	\$65,000	\$65,000	\$80,000
<b>Operating Expenditures</b>				<b>\$770,489</b>	<b>\$759,495</b>	<b>\$908,635</b>	<b>\$908,635</b>	<b>\$444,385</b>	<b>\$933,944</b>	<b>\$830,917</b>	<b>\$845,917</b>
<b>System Operations - Total</b>				<b>\$770,489</b>	<b>\$759,495</b>	<b>\$908,635</b>	<b>\$908,635</b>	<b>\$444,385</b>	<b>\$933,944</b>	<b>\$830,917</b>	<b>\$845,917</b>
<b>Stormwater Utility Expenditures - Total</b>				<b>\$1,548,923</b>	<b>\$1,446,277</b>	<b>\$6,294,943</b>	<b>\$6,419,501</b>	<b>\$1,805,944</b>	<b>\$5,258,148</b>	<b>\$4,013,173</b>	<b>\$4,012,139</b>



# Solid Waste Fund

Purpose: Remove solid waste by collection, recycling, and transfer out; operate and maintain the Transfer Facility  
Revenue: User and impact fees

**City of Key West**  
**Annual Budget**  
**Fiscal Year 2022/2023**

Fund: 403 Solid Waste Fund

Department: 0000 Revenue

Key	Object	Account Description	Category	FY 2019/2020 Actuals	FY 2020/2021 Actuals	FY 2021/2022 Adopted	FY 2021/2022 6 Mth Amnd	FY 2021/2022 6 Mth Actuals	FY 2022/2023 Dept Req	FY 2022/2023 CM Review	FY 2022/2023 CC Adopted
4030000	3242200	Impact Fees-Commercial		\$0	\$0	\$0	\$162,904	\$0	\$0	\$0	\$0
<b>Permits Fees &amp; Special Assessments</b>				<b>\$0</b>	<b>\$0</b>	<b>\$0</b>	<b>\$162,904</b>	<b>\$0</b>	<b>\$0</b>	<b>\$0</b>	<b>\$0</b>
4030000	3349000	Other State Grants		\$16,000	\$15,000	\$0	\$0	\$15,000	\$0	\$0	\$0
<b>InterGovernmental Revenue</b>				<b>\$16,000</b>	<b>\$15,000</b>	<b>\$0</b>	<b>\$0</b>	<b>\$15,000</b>	<b>\$0</b>	<b>\$0</b>	<b>\$0</b>
4030000	3434100	Solid Waste-Navy		\$192,592	\$184,689	\$242,810	\$242,810	\$96,009	\$230,000	\$224,832	\$224,832
4030000	3434200	Solid Waste-Residential		\$289,973	\$310,404	\$234,681	\$234,681	\$241,198	\$400,000	\$242,774	\$242,774
4030000	3434201	SW on Tax Bill		\$4,019,637	\$3,963,691	\$4,016,344	\$4,016,344	\$3,744,095	\$0	\$5,380,766	\$5,380,766
4030000	3434300	Solid Waste-Penalties		(\$251)	(\$4,846)	\$0	\$0	(\$751)	\$0	\$0	\$0
4030000	3434500	Solid Waste-Dumping		\$154,512	\$203,831	\$104,418	\$104,418	\$138,598	\$130,000	\$325,843	\$325,843
4030000	3434600	Solid Waste-Commercial		\$4,156,976	\$4,672,665	\$4,483,376	\$4,483,376	\$2,999,857	\$4,700,000	\$4,221,482	\$4,221,482
<b>Charges For Services</b>				<b>\$8,813,438</b>	<b>\$9,330,435</b>	<b>\$9,081,629</b>	<b>\$9,081,629</b>	<b>\$7,219,006</b>	<b>\$5,460,000</b>	<b>\$10,395,697</b>	<b>\$10,395,697</b>
4030000	3610000	Interest Earnings		\$135,648	\$13,522	\$87,776	\$87,776	\$1,008	\$300,000	\$125,997	\$125,835
4030000	3690000	Other Misc Revenues		\$0	\$214	\$0	\$0	\$0	\$0	\$0	\$0
4030000	3699100	Sales Tax Commission		\$0	\$0	\$500	\$500	\$0	\$0	\$0	\$0
<b>Misc Revenue</b>				<b>\$135,648</b>	<b>\$13,737</b>	<b>\$88,276</b>	<b>\$88,276</b>	<b>\$1,008</b>	<b>\$300,000</b>	<b>\$125,997</b>	<b>\$125,835</b>
4030000	3815020	Insurance Programs		\$0	\$96,316	\$0	\$0	\$0	\$0	\$0	\$0
4030000	3899006	Retained Earnings		\$0	\$0	\$8,777,553	\$8,798,481	\$0	\$0	\$8,533,775	\$8,533,775
<b>Other Sources</b>				<b>\$0</b>	<b>\$96,316</b>	<b>\$8,777,553</b>	<b>\$8,798,481</b>	<b>\$0</b>	<b>\$0</b>	<b>\$8,533,775</b>	<b>\$8,533,775</b>
<b>Solid Waste Revenue - Total</b>				<b>\$8,965,086</b>	<b>\$9,455,488</b>	<b>\$17,947,458</b>	<b>\$18,131,290</b>	<b>\$7,235,013</b>	<b>\$5,760,000</b>	<b>\$19,055,469</b>	<b>\$19,055,307</b>



**City of Key West**  
**Annual Budget**  
**Fiscal Year 2022/2023**

Fund: 403 Solid Waste Fund  
Department: 3401 General Administration

Key	Object	Account Description	Category	FY 2019/2020 Actuals	FY 2020/2021 Actuals	FY 2021/2022 Adopted	FY 2021/2022 6 Mth Amnd	FY 2021/2022 6 Mth Actuals	FY 2022/2023 Dept Req	FY 2022/2023 CM Review	FY 2022/2023 CC Adopted
		KKWB ADOPT A SPOT MATERIALS - PICKERS AND/OR BUCKETS SANDBLASTING AND PAINT									\$5,000 \$5,000
4033401	5345400	Books-Subscrp-Membership		\$393	\$373	\$500	\$500	\$0	\$500	\$500	\$500
		RECYCLE FLORIDA TODAY SWANA MEMBERSHIP									\$250 \$250
4033401	5345500	Training		\$0	\$0	\$5,000	\$0	\$0	\$1,500	\$1,500	\$1,500
4033401	5345701	Bad Debt		\$1,519	\$18,051	\$0	\$0	\$72,924	\$0	\$0	\$0
<b>Operating Expenditures</b>				<b>\$104,928</b>	<b>\$119,885</b>	<b>\$149,737</b>	<b>\$166,725</b>	<b>\$106,394</b>	<b>\$109,000</b>	<b>\$125,003</b>	<b>\$152,631</b>
4033401	5346400	Machinery & Equipment		\$0	\$0	\$25,000	\$30,000	\$0	\$30,000	\$30,000	\$30,000
		REPLACE FORD EXPLORER									\$30,000
<b>Capital Outlay</b>				<b>\$0</b>	<b>\$0</b>	<b>\$25,000</b>	<b>\$30,000</b>	<b>\$0</b>	<b>\$30,000</b>	<b>\$30,000</b>	<b>\$30,000</b>
4033401	5349100	Transfers		\$1,843,742	\$1,831,955	\$1,753,600	\$1,753,600	\$889,431	\$1,840,000	\$1,748,376	\$1,748,376
		TRANSFER TO GENERAL FUND FOR INDIRECT COSTS FY23									\$1,748,376
<b>Transfers</b>				<b>\$1,843,742</b>	<b>\$1,831,955</b>	<b>\$1,753,600</b>	<b>\$1,753,600</b>	<b>\$889,431</b>	<b>\$1,840,000</b>	<b>\$1,748,376</b>	<b>\$1,748,376</b>
4033401	5349803	Operating		\$0	\$0	\$2,390,759	\$2,390,759	\$0	\$0	\$2,402,156	\$2,407,583
4033401	5349804	Salary Contingency		\$0	\$0	\$151,354	\$151,354	\$0	\$0	\$9,804	\$9,688
		RESERVE FOR MERIT INCREASES									\$9,688
4033401	5349900	Other Uses		\$0	\$0	\$5,968,403	\$5,957,203	\$0	\$0	\$5,989,691	\$5,962,392
		TRANSFER STATION RESERVE UNRESTRICTED RESERVE									\$532,243 \$5,430,149
<b>Reserves</b>				<b>\$0</b>	<b>\$0</b>	<b>\$8,510,516</b>	<b>\$8,499,316</b>	<b>\$0</b>	<b>\$0</b>	<b>\$8,401,651</b>	<b>\$8,379,663</b>
<b>General Administration - Total</b>				<b>\$2,445,470</b>	<b>\$2,418,419</b>	<b>\$10,933,142</b>	<b>\$10,943,930</b>	<b>\$1,211,302</b>	<b>\$2,418,679</b>	<b>\$10,978,704</b>	<b>\$10,978,542</b>

**City of Key West**  
**Annual Budget**  
**Fiscal Year 2022/2023**

Fund: 403 Solid Waste Fund  
Department: 3402 Transfer Station Oper

Key	Object	Account Description	Category	FY 2019/2020 Actuals	FY 2020/2021 Actuals	FY 2021/2022 Adopted	FY 2021/2022 6 Mth Amnd	FY 2021/2022 6 Mth Actuals	FY 2022/2023 Dept Req	FY 2022/2023 CM Review	FY 2022/2023 CC Adopted
4033402	5341200	Salaries		\$91,904	\$91,680	\$100,593	\$100,593	\$46,943	\$423,873	\$105,623	\$105,623
4033402	5341400	Overtime		\$15,107	\$11,533	\$14,000	\$14,000	\$8,064	\$14,000	\$15,000	\$15,000
4033402	5342100	FICA		\$8,101	\$7,816	\$8,766	\$8,766	\$4,168	\$9,151	\$9,228	\$9,228
4033402	5342200	Retirement		\$9,294	\$9,751	\$9,167	\$9,167	\$4,401	\$9,570	\$9,650	\$9,650
4033402	5342300	Life & Health Insurance		\$28,046	\$28,722	\$29,595	\$29,595	\$13,498	\$32,027	\$32,027	\$32,027
<b>Personnel Services</b>				<b>\$152,452</b>	<b>\$149,502</b>	<b>\$162,121</b>	<b>\$162,121</b>	<b>\$77,074</b>	<b>\$488,621</b>	<b>\$171,528</b>	<b>\$171,528</b>
4033402	5343100	Professional Services		\$721,314	\$934,102	\$820,000	\$830,140	\$372,104	\$850,894	\$850,894	\$850,894
WASTE MANAGEMENT CONTRACT TRANSFER STATION OPERATIONS											
4033402	5343400	Other Contractual Service		\$22,133	\$28,022	\$32,000	\$32,000	\$10,782	\$32,000	\$32,000	\$32,000
ANNUAL EASEMENT FEE											
UNIFORMS											
4033402	5344304	Water		\$1,541	\$1,556	\$0	\$0	\$812	\$2,000	\$2,000	\$2,000
4033402	5344600	Repairs and Maintenance		\$14,766	\$6,916	\$10,000	\$10,000	\$176	\$7,500	\$10,000	\$10,000
MISCELLANEOUS REPAIRS											
4033402	5344700	Printing & Binding		\$0	\$1,622	\$2,200	\$2,200	\$0	\$500	\$500	\$500
SCALE TICKETS											
4033402	5344900	Other Current Charges		\$3,222	\$4,017	\$3,500	\$3,500	\$2,869	\$6,000	\$6,000	\$6,000
CREDIT CARD FEES											
4033402	5345100	Office Supplies		\$402	\$211	\$300	\$300	\$236	\$400	\$400	\$400
4033402	5345200	Operating Supplies		\$225	\$235	\$300	\$300	\$238	\$500	\$1,000	\$1,000
SAFETY GEAR AND SHOES											
4033402	5345201	Fuel		\$498	\$161	\$1,000	\$1,000	\$0	\$2,000	\$2,000	\$2,000
FUEL FOR STAFF VEHICLES											
4033402	5345500	Training		\$0	\$0	\$0	\$0	\$0	\$0	\$1,000	\$1,000
<b>Operating Expenditures</b>				<b>\$764,101</b>	<b>\$976,842</b>	<b>\$869,300</b>	<b>\$879,440</b>	<b>\$387,217</b>	<b>\$901,794</b>	<b>\$905,794</b>	<b>\$905,794</b>

**City of Key West**  
**Annual Budget**  
**Fiscal Year 2022/2023**

Fund: 403 Solid Waste Fund  
 Department: 3402 Transfer Station Opers

Key	Object	Account Description	Category	FY 2019/2020 Actuals	FY 2020/2021 Actuals	FY 2021/2022 Adopted	FY 2021/2022 6 Mth Amnd	FY 2021/2022 6 Mth Actuals	FY 2022/2023 Dept Req	FY 2022/2023 CM Review	FY 2022/2023 CC Adopted
4033402	5346300	Infrastructure		\$0	\$0	\$0	\$0	\$0	\$0	\$0	\$0
4033402	5346400	Machinery & Equipment		\$0	\$0	\$125,000	\$125,000	\$0	\$12,500	\$1,025,000	\$1,025,000
		CAMERAS AT TRANSFER STATION									\$125,000
		SCALE PLATE REPLACEMENT									\$125,000
		TRANSFER STATION AUTOMATION SYSTEM									\$500,000
		TRANSFER STATION SCALE HOUSE LIGHTNING PROTECTION									\$275,000
<b>Capital Outlay</b>				<b>\$0</b>	<b>\$0</b>	<b>\$125,000</b>	<b>\$125,000</b>	<b>\$0</b>	<b>\$12,500</b>	<b>\$1,025,000</b>	<b>\$1,025,000</b>
<b>Transfer Station Operations - Total</b>				<b>\$916,553</b>	<b>\$1,126,344</b>	<b>\$1,156,421</b>	<b>\$1,166,561</b>	<b>\$464,292</b>	<b>\$1,402,915</b>	<b>\$2,102,322</b>	<b>\$2,102,322</b>

**City of Key West**  
**Annual Budget**  
**Fiscal Year 2022/2023**

Fund: 403 Solid Waste Fund  
 Department: 3404 Collections

Key	Object	Account Description	Category	FY 2019/2020 Actuals	FY 2020/2021 Actuals	FY 2021/2022 Adopted	FY 2021/2022 6 Mth Amnd	FY 2021/2022 6 Mth Actuals	FY 2022/2023 Dept Req	FY 2022/2023 CM Review	FY 2022/2023 CC Adopted
4033404	5343400	Other Contractual Service		\$2,293,162	\$2,304,383	\$2,164,382	\$2,164,382	\$876,924	\$2,218,492	\$2,218,492	\$2,218,492
		CURBSIDE PICKUP FOR RESIDENTIAL KEY WEST AND NAVY									\$2,218,492
<b>Operating Expenditures</b>				<b>\$2,293,162</b>	<b>\$2,304,383</b>	<b>\$2,164,382</b>	<b>\$2,164,382</b>	<b>\$876,924</b>	<b>\$2,218,492</b>	<b>\$2,218,492</b>	<b>\$2,218,492</b>
<b>Collections - Total</b>				<b>\$2,293,162</b>	<b>\$2,304,383</b>	<b>\$2,164,382</b>	<b>\$2,164,382</b>	<b>\$876,924</b>	<b>\$2,218,492</b>	<b>\$2,218,492</b>	<b>\$2,218,492</b>

**City of Key West**  
**Annual Budget**  
**Fiscal Year 2022/2023**

Fund: 403 Solid Waste Fund  
 Department: 3405 Hauling & Disposal

Key	Object	Account Description	Category	FY 2019/2020 Actuals	FY 2020/2021 Actuals	FY 2021/2022 Adopted	FY 2021/2022 6 Mth Amnd	FY 2021/2022 6 Mth Actuals	FY 2022/2023 Dept Req	FY 2022/2023 CM Review	FY 2022/2023 CC Adopted
4033405	5343400	Other Contractual Service		\$3,222,160	\$3,319,551	\$3,091,153	\$3,091,153	\$1,444,956	\$3,168,432	\$3,168,432	\$3,168,432
		HAULING & DISPOSAL 40,000 TONS									\$2,927,183
		YARD WASTE HAULING 4,800 TONS									\$241,249
<b>Operating Expenditures</b>				<b>\$3,222,160</b>	<b>\$3,319,551</b>	<b>\$3,091,153</b>	<b>\$3,091,153</b>	<b>\$1,444,956</b>	<b>\$3,168,432</b>	<b>\$3,168,432</b>	<b>\$3,168,432</b>
<b>Hauling &amp; Disposal - Total</b>				<b>\$3,222,160</b>	<b>\$3,319,551</b>	<b>\$3,091,153</b>	<b>\$3,091,153</b>	<b>\$1,444,956</b>	<b>\$3,168,432</b>	<b>\$3,168,432</b>	<b>\$3,168,432</b>

**City of Key West**  
**Annual Budget**  
**Fiscal Year 2022/2023**

Fund: 403 Solid Waste Fund  
 Department: 3406 Recycling Operations

Key	Object	Account Description	Category	FY 2019/2020 Actuals	FY 2020/2021 Actuals	FY 2021/2022 Adopted	FY 2021/2022 6 Mth Amnd	FY 2021/2022 6 Mth Actuals	FY 2022/2023 Dept Req	FY 2022/2023 CM Review	FY 2022/2023 CC Adopted
4033406	5343400	Other Contractual Service		\$461,628	\$452,587	\$482,360	\$482,360	\$193,966	\$499,419	\$499,419	\$499,419
		RESIDENTIAL CURBSIDE RECYCLING KEY WEST AND NAVY SENIOR CITIZEN PLAZA (YEARLY)									\$494,419 \$5,000
4033406	5344600	Repairs and Maintenance		\$732	\$0	\$0	\$0	\$0	\$12,000	\$0	\$0
4033406	5344800	Promotional Expenses		\$44,119	\$28,116	\$30,000	\$30,000	\$1,400	\$30,000	\$15,000	\$15,000
		RECYCLE ADVERTISING									\$15,000
<b>Operating Expenditures</b>				<b>\$506,480</b>	<b>\$480,703</b>	<b>\$512,360</b>	<b>\$512,360</b>	<b>\$195,366</b>	<b>\$541,419</b>	<b>\$514,419</b>	<b>\$514,419</b>
4033406	5346500	Construction In Progress		\$0	\$0	\$0	\$162,904	\$11,451	\$0	\$0	\$0
		SW34061801 - OIL AND GAS WASTE FACILITIES PROJECT (CARRY FORWARD \$651,202)									\$0
<b>Capital Outlay</b>				<b>\$0</b>	<b>\$0</b>	<b>\$0</b>	<b>\$162,904</b>	<b>\$11,451</b>	<b>\$0</b>	<b>\$0</b>	<b>\$0</b>
<b>Recycling Operations - Total</b>				<b>\$506,480</b>	<b>\$480,703</b>	<b>\$512,360</b>	<b>\$675,264</b>	<b>\$206,817</b>	<b>\$541,419</b>	<b>\$514,419</b>	<b>\$514,419</b>

**City of Key West**  
**Annual Budget**  
**Fiscal Year 2022/2023**

Fund: 403 Solid Waste Fund  
 Department: 3407 Post Closure O&M

Key	Object	Account Description	Category	FY 2019/2020 Actuals	FY 2020/2021 Actuals	FY 2021/2022 Adopted	FY 2021/2022 6 Mth Amnd	FY 2021/2022 6 Mth Actuals	FY 2022/2023 Dept Req	FY 2022/2023 CM Review	FY 2022/2023 CC Adopted
4033407	5343100	Professional Services		\$5,456	\$5,935	\$0	\$0	\$0	\$5,000	\$5,000	\$5,000
		REPORTING									\$5,000
4033407	5343400	Other Contractual Service		\$13,200	\$13,700	\$15,000	\$15,000	\$4,400	\$18,100	\$18,100	\$18,100
		IGUANA CONTROL \$550 PER VISIT									\$15,000
		MONITOR WELLS/STORMWATER PONDS									\$3,100
4033407	5344600	Repairs and Maintenance		\$96,359	\$49,521	\$75,000	\$75,000	\$0	\$50,000	\$50,000	\$50,000
		LANDFILL REPAIRS									\$50,000
<b>Operating Expenditures</b>				<b>\$115,015</b>	<b>\$69,155</b>	<b>\$90,000</b>	<b>\$90,000</b>	<b>\$4,400</b>	<b>\$73,100</b>	<b>\$73,100</b>	<b>\$73,100</b>
<b>Post Closure O &amp; M - Total</b>				<b>\$115,015</b>	<b>\$69,155</b>	<b>\$90,000</b>	<b>\$90,000</b>	<b>\$4,400</b>	<b>\$73,100</b>	<b>\$73,100</b>	<b>\$73,100</b>
<b>Solid Waste Fund Expenditures - Total</b>				<b>\$9,498,848</b>	<b>\$9,718,698</b>	<b>\$17,947,458</b>	<b>\$18,131,290</b>	<b>\$4,208,691</b>	<b>\$9,823,037</b>	<b>\$19,055,469</b>	<b>\$19,055,307</b>



# Key West Bight Fund

Purpose: Operate, maintain and improve the Key West Historic Seaport  
Revenue: Property leases, marina charges for services, parking fees, and transfer from the Caroline Street Corridor  
Tax Increment Financing (TIF) District

**City of Key West**  
**Annual Budget**  
**Fiscal Year 2022/2023**

Fund: 405 Key West Bight  
Department: 0000 Revenue

Key	Object	Account Description	Category	FY 2019/2020 Actuals	FY 2020/2021 Actuals	FY 2021/2022 Adopted	FY 2021/2022 6 Mth Amnd	FY 2021/2022 6 Mth Actuals	FY 2022/2023 Dept Req	FY 2022/2023 CM Review	FY 2022/2023 CC Adopted
4050000	3291000	CC Admin Fees		\$0	\$170,644	\$280,000	\$280,000	\$99,365	\$200,000	\$225,000	\$225,000
		CREDIT CARD FEES - MARINA									\$140,000
		CREDIT CARD FEES - PARKING									\$85,000
<b>Permits Fees &amp; Special Assessments</b>				<b>\$0</b>	<b>\$170,644</b>	<b>\$280,000</b>	<b>\$280,000</b>	<b>\$99,365</b>	<b>\$200,000</b>	<b>\$225,000</b>	<b>\$225,000</b>
4050000	3314901	FDOT (LAP) Grant		\$0	\$0	\$0	\$0	\$0	\$0	\$0	\$0
4050000	3315000	Economic Environment		\$0	\$0	\$0	\$0	\$0	\$0	\$0	\$0
4050000	3315001	FEMA Grant/Reimbursement		\$0	\$0	\$0	\$0	\$0	\$0	\$0	\$0
4050000	3316100	Human Serv-Health/Hospitl		\$0	\$0	\$0	\$0	\$0	\$0	\$0	\$0
4050000	3343900	Other Physical Environmnt		\$0	\$0	\$0	\$0	\$0	\$0	\$0	\$0
4050000	3345000	Economic Environment		\$0	\$0	\$0	\$0	\$0	\$0	\$0	\$0
4050000	3347000	Culture/Recreation		\$0	\$0	\$0	\$0	\$0	\$0	\$0	\$0
4050000	3349000	Other State Grants		\$0	\$0	\$0	\$0	\$0	\$0	\$0	\$0
4050000	3376100	Human Services		\$0	\$3,713	\$0	\$0	\$0	\$0	\$0	\$0
4050000	3379000	Other Grants		\$0	\$0	\$0	\$0	\$0	\$0	\$0	\$0
<b>InterGovernmental Revenue</b>				<b>\$0</b>	<b>\$3,713</b>	<b>\$0</b>	<b>\$0</b>	<b>\$0</b>	<b>\$0</b>	<b>\$0</b>	<b>\$0</b>
4050000	3419500	Returned Check Charges		\$597	\$0	\$0	\$0	\$0	\$0	\$0	\$0
4050000	3442802	Ferry Terminal		\$194,075	\$280,098	\$330,335	\$330,335	\$161,643	\$359,240	\$359,240	\$359,240
		PASSENGER FEES (\$1.39/PASSENGER) PAID BY YANKEE FREEDOM									\$81,920
		PASSENGER FEES (\$1.43/PASSENGER) PAID BY KW EXPRESS									\$277,320
4050000	3442803	Port Security Surcharge		\$29,972	\$30,095	\$39,132	\$39,132	\$16,852	\$38,790	\$38,790	\$38,790
		FACILITY EXPENSE (BASED ON 2021 ACTUAL)									\$14,240
		SECURITY GUARD EXPENSE (THREE HRS/VESSEL DAYS BASED ON 3-YR AVG @\$25.50/HR.)									\$19,110
		SMITHS DETECTION ANNUAL SERVICE CONTRACT									\$5,440
4050000	3445000	Parking		\$1,518,170	\$2,084,179	\$2,359,489	\$2,359,489	\$1,205,356	\$2,509,700	\$2,360,946	\$2,360,946
		KEY WEST BIGHT STREET PARKING									\$2,210,946
		MARKER HOTEL PARKING									\$150,000
4050000	3445002	KW Bight Ferry Terminal		\$39,926	\$76,421	\$70,458	\$70,458	\$55,346	\$105,100	\$84,551	\$84,551
4050000	3445102	Meters - Transportation Altern		(\$152,697)	(\$250,051)	(\$220,466)	(\$220,466)	(\$19,023)	\$0	(\$229,550)	(\$229,550)
4050000	3475100	Dockage-Transient		\$951,172	\$1,137,027	\$1,520,000	\$1,520,000	\$891,217	\$1,500,000	\$1,600,000	\$1,600,000
4050000	3475208	Upland Electric & Sewer		\$38,761	\$63,084	\$52,000	\$52,000	\$25,093	\$62,300	\$62,300	\$62,300
4050000	3475209	Common Area Charges		\$406,340	\$437,063	\$432,200	\$432,200	\$219,464	\$436,200	\$436,200	\$436,200

**City of Key West**  
**Annual Budget**  
**Fiscal Year 2022/2023**

Fund: 405 Key West Bight  
Department: 0000 Revenue

Key	Object	Account Description	Category	FY 2019/2020 Actuals	FY 2020/2021 Actuals	FY 2021/2022 Adopted	FY 2021/2022 6 Mth Amnd	FY 2021/2022 6 Mth Actuals	FY 2022/2023 Dept Req	FY 2022/2023 CM Review	FY 2022/2023 CC Adopted
4050000	3475210	Ferry Terminal CAM		\$8,987	\$10,765	\$11,000	\$11,000	\$6,131	\$12,320	\$12,320	\$12,320
4050000	3475211	Marina Tenant Utilities		\$85,056	\$106,159	\$100,000	\$100,000	\$71,432	\$128,700	\$128,700	\$128,700
4050000	3475303	Ferry Boats		\$122,466	\$176,645	\$178,744	\$178,744	\$95,233	\$194,940	\$194,940	\$194,940
		DEFERMENT PAYMENTS									\$1,440
		DOCKAGE FEES: KW EXPRESS & YANKEE FREEDOM & RED HOSPITALITY									\$193,500
4050000	3475500	Dockage-Recreational		\$35,837	\$29,818	\$35,000	\$35,000	\$16,257	\$34,100	\$34,100	\$34,100
4050000	3475600	Dockage-Liveaboard		\$101,616	\$97,322	\$104,400	\$104,400	\$42,352	\$88,900	\$88,900	\$88,900
4050000	3475700	Dockage-Commercial		\$735,581	\$1,049,198	\$1,109,952	\$1,109,952	\$573,358	\$1,134,211	\$1,134,211	\$1,134,211
		DEFERMENT PAYMENTS									\$9,611
		PROJECTIONS BASED ON SIX MONTH ACTUAL									\$1,124,600
4050000	3475800	Penalties		\$6,509	\$5,939	\$13,600	\$13,600	\$934	\$2,000	\$2,000	\$2,000
4050000	3476100	Dinghy Dockage		\$135,103	\$168,727	\$150,000	\$150,000	\$99,498	\$175,000	\$175,000	\$175,000
4050000	3476200	Key West Bight - Gas		\$634,101	\$947,478	\$670,240	\$670,240	\$364,085	\$1,650,000	\$1,721,250	\$1,721,250
4050000	3476300	Diesel		\$565,822	\$806,330	\$708,000	\$708,000	\$378,148	\$1,737,000	\$1,912,500	\$1,912,500
4050000	3476302	Ferry Terminal Taxable		\$349,394	\$359,183	\$612,500	\$612,500	\$413,824	\$1,098,000	\$936,250	\$936,250
4050000	3476303	FT Tax Exempt Diesel		\$199,309	\$259,928	\$612,500	\$612,500	\$219,782	\$1,522,500	\$936,250	\$936,250
4050000	3476400	Miscellaneous Non-Taxable		\$0	\$0	\$0	\$0	\$0	\$0	\$0	\$0
4050000	3476600	Retail Sales-Taxable		\$0	\$0	\$0	\$0	\$0	\$0	\$0	\$0
		<b>Charges For Services</b>		<b>\$6,006,096</b>	<b>\$7,875,407</b>	<b>\$8,889,084</b>	<b>\$8,889,084</b>	<b>\$4,836,982</b>	<b>\$12,789,001</b>	<b>\$11,988,898</b>	<b>\$11,988,898</b>
4050000	3510300	Parking Fine		\$31,410	\$53,108	\$35,000	\$35,000	\$6,013	\$12,000	\$12,000	\$12,000
		<b>Fines &amp; Forfeitures</b>		<b>\$31,410</b>	<b>\$53,108</b>	<b>\$35,000</b>	<b>\$35,000</b>	<b>\$6,013</b>	<b>\$12,000</b>	<b>\$12,000</b>	<b>\$12,000</b>
4050000	3610000	Interest Earnings		\$218,238	\$22,138	\$73,967	\$73,967	\$1,822	\$250,000	\$77,506	\$74,745
4050000	3611800	KWB Tenant Loan		\$42,787	\$21,113	\$0	\$0	\$0	\$0	\$0	\$0
4050000	3625400	Upland Leases		\$2,946,517	\$3,892,251	\$3,541,552	\$3,541,552	\$1,889,397	\$4,306,170	\$4,306,170	\$4,306,170
		DEFERMENT PAYMENTS									\$8,020
		UPLAND LEASES									\$4,298,150
4050000	3625500	KW Bight Ferry Terminal		\$64,358	\$96,682	\$93,623	\$93,623	\$52,752	\$101,960	\$101,960	\$101,960
		DEFERMENT PAYMENTS									\$1,000
		KW BIGHT FERRY TERMINAL									\$100,960
4050000	3625501	Advertising Space		\$21,257	\$7,232	\$25,600	\$25,600	\$8,413	\$19,000	\$19,000	\$19,000

**City of Key West**  
**Annual Budget**  
**Fiscal Year 2022/2023**

Fund: 405 Key West Bight  
 Department: 0000 Revenue

Key	Object	Account Description	Category	FY 2019/2020 Actuals	FY 2020/2021 Actuals	FY 2021/2022 Adopted	FY 2021/2022 6 Mth Amnd	FY 2021/2022 6 Mth Actuals	FY 2022/2023 Dept Req	FY 2022/2023 CM Review	FY 2022/2023 CC Adopted
4050000	3625600	Deferment Revenue		\$405,194	(\$176,639)	\$0	\$0	(\$228,556)	\$0	\$0	\$0
4050000	3629000	Misc Yearly Leases		\$0	\$55,000	\$110,000	\$110,000	\$0	\$0	\$55,000	\$55,000
4050000	3690000	Other Misc Revenues		\$8,403	\$16,837	\$16,000	\$16,000	\$11,078	\$20,000	\$20,000	\$20,000
YANKEE FREEDOM, SEBAGO, & KW EXPRESS WATER & UTILITIES, REF, SVCS. COMM.											
											\$20,000
4050000	3699100	Sales Tax Commission		\$162	\$149	\$0	\$0	\$81	\$0	\$0	\$0
4050000	3699700	Misc Sales Taxable		\$59,861	\$104,539	\$70,000	\$70,000	\$62,075	\$126,330	\$126,330	\$126,330
PROJECTION BASED ON LAST 12 MO AVG (INCLUDES OIL, ICE, RETAIL SALES (SODA), SHOWERS, PARKING AND PUMPOUT)											
											\$126,330
4050000	3699701	Ferry Terminal		\$10,280	\$0	\$0	\$0	\$0	\$0	\$0	\$0
4050000	3699800	Non-Taxable		\$63,637	\$134,287	\$55,000	\$55,000	(\$6,497)	\$0	\$0	\$0
<b>Misc Revenue</b>				<b>\$3,840,696</b>	<b>\$4,173,587</b>	<b>\$3,985,742</b>	<b>\$3,985,742</b>	<b>\$1,790,565</b>	<b>\$4,823,460</b>	<b>\$4,705,966</b>	<b>\$4,703,205</b>
4050000	3815020	Insurance Programs		\$0	\$475,401	\$0	\$0	\$0	\$0	\$0	\$0
4050000	3816030	Caroline Street TIF		\$0	\$0	\$2,000,000	\$2,000,000	\$2,000,000	\$0	\$0	\$0
4050000	3898000	Cap Contrib Private Sr		\$100,000	\$0	\$0	\$0	\$0	\$0	\$0	\$0
4050000	3899006	Retained Earnings		\$0	\$0	\$11,805,148	\$11,877,939	\$0	\$0	\$11,106,487	\$11,106,487
<b>Other Sources</b>				<b>\$100,000</b>	<b>\$475,401</b>	<b>\$13,805,148</b>	<b>\$13,877,939</b>	<b>\$2,000,000</b>	<b>\$0</b>	<b>\$11,106,487</b>	<b>\$11,106,487</b>
<b>Key West Bight Revenue - Total</b>				<b>\$9,978,202</b>	<b>\$12,751,858</b>	<b>\$26,994,974</b>	<b>\$27,067,765</b>	<b>\$8,732,926</b>	<b>\$17,824,461</b>	<b>\$28,038,351</b>	<b>\$28,035,590</b>

**City of Key West**  
**Annual Budget**  
**Fiscal Year 2022/2023**

Fund: 405 Key West Bight  
 Department: 7501 General Administration

Key	Object	Account Description	Category	FY 2019/2020 Actuals	FY 2020/2021 Actuals	FY 2021/2022 Adopted	FY 2021/2022 6 Mth Amnd	FY 2021/2022 6 Mth Actuals	FY 2022/2023 Dept Req	FY 2022/2023 CM Review	FY 2022/2023 CC Adopted
4057501	5751200	Regular Salaries & Wages		\$41,145	\$8,081	\$11,395	\$11,395	\$14,524	\$78,904	\$78,904	\$78,904
4057501	5751400	Overtime		\$61	\$0	\$0	\$0	\$140	\$0	\$1,000	\$1,000
4057501	5751500	Special Pay		\$0	\$0	\$0	\$0	\$60	\$420	\$420	\$420
4057501	5752100	FICA Taxes		\$588	\$579	\$872	\$872	\$1,077	\$6,068	\$6,145	\$6,145
4057501	5752200	Retirement Contributions		\$793	\$845	\$912	\$912	\$424	\$6,312	\$6,392	\$6,392
4057501	5752300	Life & Health Insurance		(\$7,157)	\$32,808	\$2,960	\$2,960	\$683	\$19,216	\$19,216	\$19,216
4057501	5752400	Workers' Compensation		\$952	\$952	\$952	\$952	\$476	\$0	\$952	\$952
4057501	5752500	Unemployment Compensation		\$0	\$1,531	\$0	\$0	\$0	\$0	\$0	\$0
<b>Personnel Services</b>				<b>\$36,382</b>	<b>\$44,796</b>	<b>\$17,091</b>	<b>\$17,091</b>	<b>\$17,384</b>	<b>\$110,920</b>	<b>\$113,029</b>	<b>\$113,029</b>
4057501	5753100	Professional Services		\$0	\$1,200	\$8,000	\$8,000	\$0	\$8,000	\$8,000	\$8,000
UPLAND LEASE REVENUE AUDITS (2 @ \$4000) (SHARE PROVIDED BY FINANCE)											
\$8,000											
4057501	5753200	Accounting & Auditing		\$12,515	\$12,500	\$12,693	\$12,693	\$1,776	\$12,693	\$17,302	\$17,302
SAHRE OF ANNUAL CITY AUDIT											
\$17,302											
4057501	5753400	Other Contractual Service		\$3,192	\$3,272	\$3,950	\$3,950	\$1,635	\$4,920	\$4,920	\$4,920
ARMORED CAR SERVICE PEST CONTROL											
\$4,200 \$720											
4057501	5754100	Communications/Postage		\$21	\$8	\$500	\$500	\$0	\$1,300	\$1,300	\$1,300
FACILITIES MAINTENANCE MANAGER CELLPHONE POSTAGE & SHIPPING (FED EX/UPS) SECURITY SPECIALIST TECHNICAL CELLPHONE											
\$400 \$500 \$400											
4057501	5754300	Utility Services		\$18,200	\$2,650	\$0	\$0	\$0	\$0	\$0	\$0
4057501	5754302	Electricity		\$17,061	\$18,072	\$22,000	\$22,000	\$8,482	\$22,000	\$30,000	\$30,000
201 WILLIAM STREET AND PIANO/MAINTENANCE SHOP											
\$30,000											
4057501	5754303	Wastewater		\$1,642	\$1,458	\$2,200	\$2,200	\$497	\$2,200	\$2,200	\$2,200
201 WILLIAM STREET AND 907 CAROLINE STREET											
\$2,200											
4057501	5754304	Water		\$1,490	\$1,623	\$1,800	\$1,800	\$592	\$1,800	\$2,500	\$2,500
201 WILLIAM STREET AND PIANO/MAINTENANCE SHOP											
\$2,500											

**City of Key West**  
**Annual Budget**  
**Fiscal Year 2022/2023**

Fund: 405 Key West Bight  
Department: 7501 General Administration

Key	Object	Account Description	Category	FY 2019/2020 Actuals	FY 2020/2021 Actuals	FY 2021/2022 Adopted	FY 2021/2022 6 Mth Amnd	FY 2021/2022 6 Mth Actuals	FY 2022/2023 Dept Req	FY 2022/2023 CM Review	FY 2022/2023 CC Adopted
4057501	5754400	Rentals & Leases		\$1,718	\$1,219	\$2,500	\$2,500	\$0	\$2,700	\$2,700	\$2,700
		COPIER LEASE ADMIN OFFICE (201 WILLIAM ST DOWN)									\$2,700
4057501	5754500	Insurance		\$270,000	\$270,000	\$270,000	\$270,000	\$135,000	\$270,000	\$270,000	\$479,260
		LIABILITY & PROPERTY INSURANCE (PART REIMBURSED THROUGH CAM)									\$479,260
4057501	5754600	Repairs and Maintenance		\$1,563	\$1,850	\$5,000	\$5,000	\$1,085	\$5,000	\$5,000	\$5,000
		BUILDING/HARDWARE SUPPLIES, HAND TOOLS, FIRE EXTINGUISHERS									\$2,500
		FMT CHARGEBACKS									\$2,500
4057501	5754700	Printing & Binding		\$0	\$340	\$350	\$350	\$17	\$350	\$350	\$350
4057501	5754900	Other Current Charges		\$240,495	\$256,447	\$259,750	\$263,050	\$258,476	\$275,650	\$275,650	\$275,650
		LEGAL NOTICES & ADVERTISEMENTS									\$4,500
		NOTARY RENEWALS (TROY FAIN) FOR TWO EMPLOYEES									\$250
		PROPERTY TAXES (PARTIALLY REIMBURSED THROUGH CAM)									\$270,900
4057501	5755100	Office Supplies		\$836	\$1,402	\$3,850	\$3,850	\$440	\$7,350	\$7,350	\$7,350
		AUTOCAD SYSTEM (3 YR SUBSCRIPTION)									\$5,500
		MISC SUPPLIES									\$1,500
		WATER (ADMIN OFFICE-201 WILLIAM ST DOWN)									\$350
4057501	5755200	Operating Supplies		\$667	\$1,320	\$2,000	\$2,000	\$0	\$1,000	\$1,000	\$1,000
4057501	5755400	Books-Subscrp-Membership		\$2,779	\$0	\$0	\$0	\$0	\$0	\$0	\$0
<b>Operating Expenditures</b>				<b>\$572,180</b>	<b>\$573,361</b>	<b>\$594,593</b>	<b>\$597,893</b>	<b>\$408,001</b>	<b>\$614,963</b>	<b>\$628,272</b>	<b>\$837,532</b>
4057501	5756400	Machinery & Equipment		\$0	\$0	\$1,500	\$1,500	\$0	\$128,500	\$128,500	\$128,500
		CCTV EQUIPMENT UPGRADES									\$125,000
		COMPUTER AND PRINTER FOR MAINTENANCE									\$3,500
<b>Capital Outlay</b>				<b>\$0</b>	<b>\$0</b>	<b>\$1,500</b>	<b>\$1,500</b>	<b>\$0</b>	<b>\$128,500</b>	<b>\$128,500</b>	<b>\$128,500</b>
4057501	5759100	Transfers		\$2,966,366	\$4,453,605	\$5,446,645	\$5,446,645	\$2,723,323	\$5,446,645	\$5,729,977	\$5,729,977
		TRANSFER TO GENERAL FUND - EXCESS REVENUE TRANSFER									\$4,250,000
		TRANSFER TO GENERAL FUND FOR INDIRECT COSTS ALLOCATION, PAYMENT IN LIEU OF TAXES (PILOT), AND FRANCHISE RIGHT OF WAY FEES FY23									\$1,479,977
<b>Transfers</b>				<b>\$2,966,366</b>	<b>\$4,453,605</b>	<b>\$5,446,645</b>	<b>\$5,446,645</b>	<b>\$2,723,323</b>	<b>\$5,446,645</b>	<b>\$5,729,977</b>	<b>\$5,729,977</b>

**City of Key West**  
**Annual Budget**  
**Fiscal Year 2022/2023**

Fund: 405 Key West Bight  
 Department: 7501 General Administration

Key	Object	Account Description	Category	FY 2019/2020 Actuals	FY 2020/2021 Actuals	FY 2021/2022 Adopted	FY 2021/2022 6 Mth Amnd	FY 2021/2022 6 Mth Actuals	FY 2022/2023 Dept Req	FY 2022/2023 CM Review	FY 2022/2023 CC Adopted
4057501	5759803	Operating		\$0	\$0	\$7,733,770	\$7,616,920	\$0	\$0	\$8,865,538	\$8,638,036
		CAPITAL RESERVE									\$3,605,000
		OPERATING RESERVE									\$3,668,313
		UNRESTRICTED RESERVE									\$1,364,723
4057501	5759804	Salary Contingency		\$0	\$0	\$86,491	\$86,491	\$0	\$0	\$21,175	\$21,516
		RESERVE FOR MERIT INCREASES									\$21,516
<b>Reserves</b>				<b>\$0</b>	<b>\$0</b>	<b>\$7,820,261</b>	<b>\$7,703,411</b>	<b>\$0</b>	<b>\$0</b>	<b>\$8,886,713</b>	<b>\$8,659,552</b>
<b>General Administration - Total</b>				<b>\$3,574,928</b>	<b>\$5,071,761</b>	<b>\$13,880,090</b>	<b>\$13,766,540</b>	<b>\$3,148,707</b>	<b>\$6,301,028</b>	<b>\$15,486,491</b>	<b>\$15,468,590</b>

**City of Key West**  
**Annual Budget**  
**Fiscal Year 2022/2023**

Fund: 405 Key West Bight  
 Department: 7502 Upland Leases Maintenance

Key	Object	Account Description	Category	FY 2019/2020 Actuals	FY 2020/2021 Actuals	FY 2021/2022 Adopted	FY 2021/2022 6 Mth Amnd	FY 2021/2022 6 Mth Actuals	FY 2022/2023 Dept Req	FY 2022/2023 CM Review	FY 2022/2023 CC Adopted
4057502	5753100	Professional Services		\$0	\$2,136	\$0	\$954	\$954	\$0	\$0	\$0
4057502	5754304	Water		\$0	\$16,723	\$0	\$0	\$0	\$0	\$0	\$0
<b>Operating Expenditures</b>				<b>\$0</b>	<b>\$18,859</b>	<b>\$0</b>	<b>\$954</b>	<b>\$954</b>	<b>\$0</b>	<b>\$0</b>	<b>\$0</b>
4057502	5756200	Buildings		\$0	\$0	\$2,690,000	\$2,690,000	\$458,775	\$2,079,849	\$2,179,402	\$2,179,402
		KB1501 - 907 CAROLINE STREET DESIGN & CONSTRUCTION (CARRY FORWARD \$2,502,235)									\$0
		KB75021802 - 631 GREENE STREET REDEVELOPMENT (CARRY FORWARD \$3,393,699)									\$1,286,312
		KB75021901 - CRSC ROOF AND WALL CLADDING REPLACEMENT (CARRY FORWARD \$699,490)									\$415,000
		KB75022201 - RECORDING STUDIO STRUCTURAL REPAIRS (CARRY FORWARD \$225,000)									\$378,090
		NEW CIP - BOAT HOUSE DRAINAGE IMPROVEMENTS									\$100,000
4057502	5756300	Infrastructure		\$0	\$0	\$0	\$0	\$0	\$0	\$0	\$0
<b>Capital Outlay</b>				<b>\$0</b>	<b>\$0</b>	<b>\$2,690,000</b>	<b>\$2,690,000</b>	<b>\$458,775</b>	<b>\$2,079,849</b>	<b>\$2,179,402</b>	<b>\$2,179,402</b>
<b>Upland Lease Maintenance - Total</b>				<b>\$0</b>	<b>\$18,859</b>	<b>\$2,690,000</b>	<b>\$2,690,954</b>	<b>\$459,729</b>	<b>\$2,079,849</b>	<b>\$2,179,402</b>	<b>\$2,179,402</b>





**City of Key West**  
**Annual Budget**  
**Fiscal Year 2022/2023**

Fund: 405 Key West Bight  
Department: 7503 Marina Operations

Key	Object	Account Description	Category	FY 2019/2020 Actuals	FY 2020/2021 Actuals	FY 2021/2022 Adopted	FY 2021/2022 6 Mth Amnd	FY 2021/2022 6 Mth Actuals	FY 2022/2023 Dept Req	FY 2022/2023 CM Review	FY 2022/2023 CC Adopted
		PUMP OUT SUPPLIES									\$5,000
		REPLACEMENT TOOLS									\$1,500
		SHOWER KEYS									\$2,000
		STAFF UNIFORMS									\$3,000
4057503	5755201	Fuel		\$806,888	\$1,281,456	\$1,168,750	\$1,168,750	\$523,572	\$2,392,500	\$2,907,000	\$2,907,000
		DIESEL ESTIMATE: 270,000 @ \$5.10/GALLON									\$1,377,000
		GASOLINE ESTIMATE: 350,000@\$5.10/GALLON									\$1,530,000
<b>Operating Expenditures</b>				<b>\$1,511,868</b>	<b>\$1,996,223</b>	<b>\$2,061,050</b>	<b>\$2,095,767</b>	<b>\$805,517</b>	<b>\$3,396,190</b>	<b>\$3,944,970</b>	<b>\$3,944,970</b>
4057503	5756300	Infrastructure		\$0	\$0	\$1,343,000	\$1,365,000	\$172,877	\$1,564,916	\$1,488,916	\$1,488,916
		KB1509 - SEAWALL REPAIR (CARRY FORWARD \$538,015)									\$238,781
		KB75031802 - SCHOONER WHARF FLOATING DOCK REPAIR (CARRY FORWARD \$683,914)									\$140,000
		KB75031902 - E DOCK 3 PHASE/100 AMP PEDESTAL (CARRY FORWARD \$22,870)									\$0
		KB75032201 - RESTORE TURTLE PENS (CARRY FORWARD \$38,597)									\$400,135
		KB75032202 - H2 DOCK EXTENSION (CARRY FORWARD \$85,687)									\$50,000
		KB75032204 - PILING REPLACEMENT (CARRY FORWARD \$560,000)									\$500,000
		KB75032205 - D DOCK INSTALLATION (CARRY FORWARD \$92,000)									\$0
		NEW CIP - ELECTRICAL PEDESTAL MAINTENANCE AND REPLACEMENT									\$20,000
		NEW CIP - FUEL STORAGE UPGRADES									\$140,000
4057503	5756400	Machinery & Equipment		\$0	\$0	\$20,000	\$20,320	\$284	\$56,000	\$56,000	\$56,000
		HARBORWALK WASHER/DRYERS									\$5,000
		ICE MACHINE & FREEZER									\$10,000
		MAINTENANCE BOAT-SHARED WITH CITY MARINA									\$30,000
		PEDESTALS (3 @ \$2,000)									\$6,000
		TRANSFORMERS (1 @ \$5,000)									\$5,000
<b>Capital Outlay</b>				<b>\$0</b>	<b>\$0</b>	<b>\$1,363,000</b>	<b>\$1,385,320</b>	<b>\$173,161</b>	<b>\$1,620,916</b>	<b>\$1,544,916</b>	<b>\$1,544,916</b>
<b>Marina Operations - Total</b>				<b>\$2,129,051</b>	<b>\$2,613,405</b>	<b>\$4,128,924</b>	<b>\$4,185,961</b>	<b>\$1,287,862</b>	<b>\$5,698,642</b>	<b>\$6,194,552</b>	<b>\$6,201,171</b>



**City of Key West**  
**Annual Budget**  
**Fiscal Year 2022/2023**

Fund: 405 Key West Bight  
 Department: 7504 Common Area Maintenance

Key	Object	Account Description	Category	FY 2019/2020 Actuals	FY 2020/2021 Actuals	FY 2021/2022 Adopted	FY 2021/2022 6 Mth Amnd	FY 2021/2022 6 Mth Actuals	FY 2022/2023 Dept Req	FY 2022/2023 CM Review	FY 2022/2023 CC Adopted
		ELECTRICAL SUPPLIES									\$7,000
		ELECTRICAL-CONTRACT									\$8,000
		HANDICAP LIFT @ TURTLE KRAALS MAINTENANCE & REPAIRS									\$1,500
		HARDWARE SUPPLIES									\$6,000
		HVAC-CONTRACT									\$5,000
		IRRIGATION REPAIRS									\$2,000
		LED LIGHTING FIXTURES MAINTENANCE & REPAIRS									\$12,000
		LUMBER									\$3,000
		MISCELLANEOUS REPAIRS									\$5,000
		MISCELLANEOUS SUPPLIES									\$1,000
		PAINT (FUEL TANKS, FIRE PUMP STATIONS)									\$1,200
		PLUMBING SUPPLIES									\$3,000
		PLUMBING-CONTRACT									\$5,000
		SECURITY SYSTEM CAMERA REPLACEMENT									\$5,000
4057504	5754800	Promotional Expenses		\$276,758	\$227,400	\$260,100	\$304,350	\$152,482	\$293,100	\$293,100	\$293,100
		ANNUAL SUPPORT, MAINTENANCE & HOSTING (ADEPT) 2% OF REVENUE COMBINED WITH BELOW									\$25,000
		HISTORIC SEAPORT WEBSITE: DOMAIN NAME RENEWAL									\$100
		HOLIDAY XMAS LIGHTS									\$100,000
		MARKETING & MARKETING MATERIALS, BROCHURES & ADVERTISING (2% OF REVENUES COMBINED WITH ABOVE)									\$155,000
		PROMOTE & SPONSOR KEY WEST BIGHT EVENTS									\$13,000
4057504	5755100	Office Supplies		\$0	\$1,049	\$0	\$0	\$520	\$0	\$0	\$0
4057504	5755200	Operating Supplies		\$12,344	\$24,784	\$38,000	\$35,732	\$12,472	\$39,400	\$39,400	\$39,400
		DOGGY BAGS (4 @ \$375)									\$2,400
		FUEL FOR TRUCKS									\$3,500
		JANITORIAL SUPPLIES FOR PUBLIC BATHROOMS									\$15,000
		LANDSCAPING SERVICE/SUPPLIES									\$5,000
		MAINTENANCE SUPPLIES									\$4,000
		SIGNAGE									\$2,500
		STAFF UNIFORMS (SHIRTS & SHOES)									\$3,000
		TOOLS									\$4,000
<b>Operating Expenditures</b>				<b>\$472,034</b>	<b>\$523,711</b>	<b>\$679,100</b>	<b>\$772,075</b>	<b>\$266,871</b>	<b>\$667,155</b>	<b>\$674,655</b>	<b>\$674,655</b>
4057504	5756300	Infrastructure		\$0	\$0	\$3,105,420	\$3,105,420	\$7,238	\$200,690	\$215,690	\$215,690
		KB1507 - MARGARET FIRE PUMP & BACKFLOW PREVENTER (CARRY FORWARD \$187,700)									\$90,690
		KB75042201 - FT/KWB FIBER INSTALLATION (CARRY FORWARD \$65,000)									\$0
		KB75042202 - COMMON AREA ENHANCEMENTS PH III (CARRY FORWARD \$2,171,110)									\$0
		KB75042203 - WAYFINDING AND AIPP (CARRY FORWARD \$750,000)									\$0
		NEW CIP - FT AND CRSC FIRE PUMP REPLACEMENT (TOTAL REQUESTING \$250,000 SPLIT BETWEEN 7504 & 7506)									\$125,000
4057504	5756400	Machinery & Equipment		\$0	\$0	\$54,000	\$83,090	\$10,464	\$136,000	\$56,000	\$56,000

**City of Key West**  
**Annual Budget**  
**Fiscal Year 2022/2023**

Fund: 405 Key West Bight  
 Department: 7504 Common Area Maintenance

Key	Object	Account Description	Category	FY 2019/2020 Actuals	FY 2020/2021 Actuals	FY 2021/2022 Adopted	FY 2021/2022 6 Mth Amnd	FY 2021/2022 6 Mth Actuals	FY 2022/2023 Dept Req	FY 2022/2023 CM Review	FY 2022/2023 CC Adopted
		TWO (2) UTILITY VEHICLE									\$26,000
		VAN (SECURITY SYSTEM TECHNICIAN)									\$30,000
		<b>Capital Outlay</b>		\$0	\$0	\$3,159,420	\$3,188,510	\$17,701	\$336,690	\$271,690	\$271,690
		<b>Common Area Maintenance - Total</b>		\$788,458	\$872,390	\$4,234,641	\$4,356,706	\$460,856	\$1,407,608	\$1,358,204	\$1,364,836

**City of Key West**  
**Annual Budget**  
**Fiscal Year 2022/2023**

Fund: 405 Key West Bight  
 Department: 7505 KWB Parking

Key	Object	Account Description	Category	FY 2019/2020 Actuals	FY 2020/2021 Actuals	FY 2021/2022 Adopted	FY 2021/2022 6 Mth Amnd	FY 2021/2022 6 Mth Actuals	FY 2022/2023 Dept Req	FY 2022/2023 CM Review	FY 2022/2023 CC Adopted
4057505	5751200	Regular Salaries & Wages		\$7,842	\$7,811	\$41,292	\$41,292	\$22,449	\$33,860	\$33,860	\$33,860
4057505	5751400	Overtime		\$370	\$505	\$2,500	\$2,500	\$906	\$2,500	\$2,500	\$2,500
4057505	5752100	FICA Taxes		\$628	\$636	\$3,350	\$3,350	\$1,782	\$2,782	\$2,782	\$2,782
4057505	5752200	Retirement Contributions		\$0	\$0	\$0	\$0	\$331	\$2,709	\$2,709	\$2,709
4057505	5752300	Life & Health Insurance		\$2,805	\$2,885	\$11,838	\$11,838	\$3,779	\$12,811	\$12,811	\$12,811
<b>Personnel Services</b>				<b>\$11,645</b>	<b>\$11,837</b>	<b>\$58,980</b>	<b>\$58,980</b>	<b>\$29,247</b>	<b>\$54,662</b>	<b>\$54,662</b>	<b>\$54,662</b>
4057505	5753400	Other Contractual Service		\$37,250	\$12,982	\$31,350	\$31,350	\$7,238	\$28,985	\$28,985	\$28,985
		CALE MACHINE MAINTENANCE PROVIDED BY PARKING MGR WHICH INCLUDES MAINTENANCE & BACK SUPPORT									\$8,350
		MAINTENANCE & BACK SUPPORT FOR CALE PAYSTATION AT BUS PARKING LOT ON CAROLINE STREET									\$1,000
		SECURITY GUARDS-10% ALLOCATION-CONTRACT GUARDS (CURRENT RATE \$25.50 HOUR)									\$19,635
4057505	5754300	Utility Services		\$3,429	\$16,345	\$14,500	\$14,500	\$5,453	\$14,500	\$14,500	\$14,500
4057505	5754600	Repairs and Maintenance		\$2,277	\$9,793	\$16,500	\$21,000	\$4,500	\$3,500	\$3,500	\$3,500
		PARKING LOT BUMPERS									\$1,000
		SECURITY SYSTEM CAMERA REPLACEMENT									\$2,500
4057505	5754900	Other Current Charges		\$59,156	\$91,968	\$85,000	\$85,000	\$53,052	\$85,000	\$110,000	\$110,000
		CREDIT CARD FEES									\$110,000
4057505	5755200	Operating Supplies		\$3,168	\$1,584	\$2,000	\$2,000	\$136	\$2,000	\$2,000	\$2,000
		LANDSCAPING SERVICE/SUPPLIES									\$1,000
		TOOLS									\$1,000
<b>Operating Expenditures</b>				<b>\$105,280</b>	<b>\$132,672</b>	<b>\$149,350</b>	<b>\$153,850</b>	<b>\$70,378</b>	<b>\$133,985</b>	<b>\$158,985</b>	<b>\$158,985</b>
4057505	5756300	Infrastructure		\$0	\$0	\$110,000	\$110,000	\$0	\$0	\$0	\$0
		KB75052201 - MAIN PARKING LOT LANDSCAPING (CARRY FORWARD \$110,000)									\$0
<b>Capital Outlay</b>				<b>\$0</b>	<b>\$0</b>	<b>\$110,000</b>	<b>\$110,000</b>	<b>\$0</b>	<b>\$0</b>	<b>\$0</b>	<b>\$0</b>
<b>KWB Parking - Total</b>				<b>\$116,925</b>	<b>\$144,509</b>	<b>\$318,330</b>	<b>\$322,830</b>	<b>\$99,625</b>	<b>\$188,647</b>	<b>\$213,647</b>	<b>\$213,647</b>



**City of Key West**  
**Annual Budget**  
**Fiscal Year 2022/2023**

Fund: 405 Key West Bight  
 Department: 7506 Ferry Terminal

Key	Object	Account Description	Category	FY 2019/2020 Actuals	FY 2020/2021 Actuals	FY 2021/2022 Adopted	FY 2021/2022 6 Mth Amnd	FY 2021/2022 6 Mth Actuals	FY 2022/2023 Dept Req	FY 2022/2023 CM Review	FY 2022/2023 CC Adopted
		HARDWARE									\$3,500
		HVAC MAINTENANCE & REPAIR									\$2,500
		LANDSCAPING SERVICES/SUPPLIES									\$2,500
		OFFICE EQUIPMENT REPAIRS									\$1,000
		PLUMBING SUPPLIES & REPAIRS									\$1,000
		SECURITY SYSTEM CAMERA REPLACEMENT									\$4,000
4057506	5754900	Other Current Charges		\$75	\$75	\$400	\$1,000	\$215	\$1,150	\$1,150	\$1,150
		FUEL TANK REGISTRATION RENEWAL									\$150
		RENEWAL (\$100) FOR SECURITY SPECIALIST									\$100
		RENEWAL OF TWIC CARDS (DOCKMASTER & SECURITY SPECIALIST)									\$900
4057506	5755200	Operating Supplies		\$3,682	\$5,238	\$17,300	\$16,980	\$3,663	\$21,000	\$21,000	\$21,000
		DOGGY BAGS (\$400/CASE)									\$1,200
		FIRE EQUIPMENT REPLACEMENT									\$1,000
		JANITORIAL SUPPLIES									\$15,000
		MISCELLANEOUS SUPPLIES (TOOLS, INTERCOM, A/V)									\$1,500
		PARTS FOR UTILITY CART									\$800
		UNIFORMS/UNIFORM (SHIRTS/SHOES)									\$1,500
4057506	5755201	Fuel		\$464,030	\$600,799	\$1,050,000	\$1,050,000	\$748,594	\$2,392,500	\$1,785,000	\$1,785,000
		DIESEL ESTIMATE: 350,000 GALLONS @ \$5.10									\$1,785,000
<b>Operating Expenditures</b>				<b>\$612,979</b>	<b>\$756,325</b>	<b>\$1,423,950</b>	<b>\$1,425,415</b>	<b>\$818,840</b>	<b>\$2,624,820</b>	<b>\$2,043,020</b>	<b>\$2,043,020</b>
4057506	5756300	Infrastructure		\$0	\$0	\$150,000	\$150,000	\$0	\$1,296,000	\$246,000	\$246,000
		KB75062001 - FERRY TERMINAL LIGHTING & LANDSCAPING (CARRY FORWARD \$231,000)									\$121,000
		KB75062201 - FT SEAWALL & PIER REPAIRS (CARRY FORWARD \$110,000)									\$0
		NEW CIP - FT & CRSC FIRE PUMP REPLACEMENT AND ENCLOSURE (TOTAL REQUESTING \$250,000 SPLIT BETWEEN 7504 & 7506)									\$125,000
4057506	5756400	Machinery & Equipment		\$0	\$0	\$0	\$320	\$285	\$150,000	\$150,000	\$150,000
		FIRE PUMP REPLACEMENT ENCLOSURE									\$150,000
<b>Capital Outlay</b>				<b>\$0</b>	<b>\$0</b>	<b>\$150,000</b>	<b>\$150,320</b>	<b>\$285</b>	<b>\$1,446,000</b>	<b>\$396,000</b>	<b>\$396,000</b>
<b>Ferry Terminal - Total</b>				<b>\$780,771</b>	<b>\$928,364</b>	<b>\$1,730,490</b>	<b>\$1,732,275</b>	<b>\$914,095</b>	<b>\$4,234,220</b>	<b>\$2,604,155</b>	<b>\$2,607,944</b>
<b>Key West Bight Expenditures - Total</b>				<b>\$7,333,139</b>	<b>\$9,649,287</b>	<b>\$26,994,975</b>	<b>\$27,067,766</b>	<b>\$6,370,873</b>	<b>\$19,909,994</b>	<b>\$28,038,351</b>	<b>\$28,035,590</b>



# Transit System Fund

Purpose: Operate, maintain and improve the Key West transit system, Lower Keys shuttle, and the Old Town parking garage

Revenue: State and federal operating and capital grants, fares, parking fees, advertising, and transfer from the Internal Improvements Fund

**City of Key West**  
**Annual Budget**  
**Fiscal Year 2022/2023**

Fund: 411 Transit System  
 Department: 0000 Revenue

Key	Object	Account Description	Category	FY 2019/2020 Actuals	FY 2020/2021 Actuals	FY 2021/2022 Adopted	FY 2021/2022 6 Mth Amnd	FY 2021/2022 6 Mth Actuals	FY 2022/2023 Dept Req	FY 2022/2023 CM Review	FY 2022/2023 CC Adopted
4110000	3291000	CC Admin Fees		\$0	\$40,568	\$26,000	\$26,000	\$29,727	\$26,000	\$45,000	\$45,000
<b>Permits Fees &amp; Special Assessm</b>				<b>\$0</b>	<b>\$40,568</b>	<b>\$26,000</b>	<b>\$26,000</b>	<b>\$29,727</b>	<b>\$26,000</b>	<b>\$45,000</b>	<b>\$45,000</b>
4110000	3314210	FDOT Section 5311 Oper		\$237,580	\$486,275	\$498,754	\$498,754	\$319,467	\$0	\$150,000	\$150,000
5311 OPERATING GRANT - FY22 AWARD CARRY OVER											
\$150,000											
4110000	3314220	Mass Transit - Capital		\$1,036,148	\$597,277	\$117,899	\$117,899	\$260,047	\$0	\$0	\$0
4110000	3315001	FEMA Grant/Reimbursement		\$1,239,592	\$77,816	\$0	\$0	\$1,275	\$0	\$0	\$0
4110000	3315002	American Rescue Plan Act		\$0	\$0	\$0	\$0	\$0	\$0	\$50,000	\$50,000
ARPA - PARK AND RIDE SECURITY CAMERAS											
\$50,000											
4110000	3316100	Human Serv-Health/Hospitl		\$0	\$0	\$375,000	\$375,000	\$0	\$564,943	\$1,050,635	\$1,050,635
ARP BLOCK GRANT CORONAVIRUS RESPONSE AND RELIEF SUPPLEMENTAL APPROPRIATIONS ACT (CRRSAA)											
\$485,692 \$564,943											
4110000	3344210	FDOT Block Grant Oper		\$204,937	\$275,005	\$354,124	\$354,124	\$50,878	\$300,000	\$200,000	\$200,000
BLOCK OPERATING GRANT - FY22 AWARD CARRY OVER											
\$200,000											
4110000	3344260	FDOT Commuter Assistance		\$246,722	\$498,906	\$582,258	\$582,258	\$285,058	\$616,340	\$1,086,340	\$1,086,340
FDOT COMMUTER ASSISTANCE - LOWER KEYS SHUTTLE - FY22 AWARD CARRYOVER FDOT COMMUTER ASSISTANCE - LOWER KEYS SHUTTLE											
\$470,000 \$616,340											
4110000	3349000	Other State Grants		\$0	\$276,444	\$363,459	\$363,459	\$158,716	\$0	\$100,000	\$100,000
SERVICE DEVELOPMENT GRANT - DUVAL LOOP FIRST QUARTER											
\$100,000											
4110000	3354900	Motor Fuel Tax Rebate		\$19,665	\$20,651	\$18,500	\$18,500	\$8,705	\$18,500	\$18,500	\$18,500
4110000	3374000	Transportation		\$317,038	\$329,278	\$384,290	\$384,290	\$240,821	\$406,785	\$462,870	\$462,870
CITY OF MARATHON (24%) - INTERLOCAL MONROE COUNTY (BOCC - 42%) - INTERLOCAL											
\$168,316 \$294,554											
4110000	3376100	Human Services		\$0	\$3,134	\$0	\$0	\$0	\$0	\$0	\$0
<b>InterGovernmental Revenue</b>				<b>\$3,301,682</b>	<b>\$2,564,786</b>	<b>\$2,694,284</b>	<b>\$2,694,284</b>	<b>\$1,324,966</b>	<b>\$1,906,568</b>	<b>\$3,118,345</b>	<b>\$3,118,345</b>
4110000	3443100	Bus Fares		\$92,397	\$57,835	\$50,000	\$50,000	\$34,675	\$50,000	\$60,000	\$65,000

**City of Key West**  
**Annual Budget**  
**Fiscal Year 2022/2023**

Fund: 411 Transit System  
 Department: 0000 Revenue

Key	Object	Account Description	Category	FY 2019/2020 Actuals	FY 2020/2021 Actuals	FY 2021/2022 Adopted	FY 2021/2022 6 Mth Amnd	FY 2021/2022 6 Mth Actuals	FY 2022/2023 Dept Req	FY 2022/2023 CM Review	FY 2022/2023 CC Adopted
4110000	3443200	Bus Advertising		\$2,550	\$4,835	\$0	\$0	\$2,023	\$0	\$500,000	\$500,000
4110000	3443300	Bus Shelter Ads - City		\$49,033	\$59,019	\$55,000	\$55,000	\$31,622	\$55,000	\$55,000	\$55,600
4110000	3443400	Lower Keys Shuttle Fares		\$161,567	\$199,463	\$200,000	\$200,000	\$107,850	\$200,000	\$200,000	\$200,000
4110000	3443500	Bus Shelter Ads - Keys		\$20,170	\$22,548	\$25,000	\$25,000	\$11,558	\$20,000	\$20,000	\$20,000
4110000	3443600	Duval Loop Fares		\$0	\$2,739	\$0	\$0	\$0	\$0	\$0	\$0
4110000	3443900	Transit/Other Charges		\$170	\$110	\$150	\$150	\$90	\$125	\$125	\$125
		TRANSIT/OTHER CHARGES (CITY)ID CARDSSPECIAL SHUTTLESINGLE RIDE TOKENS									
											\$125
4110000	3445000	Parking		\$566,487	\$847,158	\$1,072,609	\$1,072,609	\$636,317	\$878,087	\$1,097,610	\$1,097,610
		PARK AND RIDE PARKING									
		PARK AND RIDE PARKING PERMIT FEES									
											\$972,610
											\$125,000
4110000	3445003	Conch Harbor Parking		\$49,360	\$48,188	\$49,712	\$49,712	\$30,460	\$49,712	\$49,712	\$49,712
		CONCH HARBOR - \$3,722.63 / MONTH									
		THE MARKER - PARKING - \$420 / MONTH									
											\$44,672
											\$5,040
4110000	3445102	Meters - Transportation Altern		(\$78,884)	(\$129,887)	(\$126,016)	(\$126,016)	(\$7,627)	(\$126,016)	(\$126,016)	(\$126,016)
		PARK AND RIDE TAF TRANSFER									
											(\$126,016)
4110000	3490000	Other Charges For Service		\$921	\$1,240	\$600	\$600	\$120	\$450	\$450	\$450
		OTHER CHARGES FOR SERVICE (LKS)ID CARDSSPECIAL SHUTTLESINGLE RIDE TOKENS									
											\$450
		<b>Charges For Services</b>		<b>\$863,771</b>	<b>\$1,113,246</b>	<b>\$1,327,055</b>	<b>\$1,327,055</b>	<b>\$847,088</b>	<b>\$1,127,358</b>	<b>\$1,856,881</b>	<b>\$1,862,481</b>
4110000	3510300	Parking Fine		\$1,130	\$6,370	\$3,500	\$3,500	\$666	\$2,500	\$5,000	\$5,000
		<b>Fines &amp; Forfeitures</b>		<b>\$1,130</b>	<b>\$6,370</b>	<b>\$3,500</b>	<b>\$3,500</b>	<b>\$666</b>	<b>\$2,500</b>	<b>\$5,000</b>	<b>\$5,000</b>
4110000	3610000	Interest Earnings		(\$4,747)	(\$271)	\$0	\$0	(\$1)	\$0	\$0	\$0
4110000	3626000	We've Got the Keys		\$26,303	\$38,275	\$40,500	\$40,500	\$22,924	\$36,886	\$36,886	\$36,886
4110000	3690000	Other Misc Revenues		\$2,517	\$2,804	\$0	\$0	\$9	\$0	\$0	\$0
4110000	3699000	Proceeds/Subrogation		\$23,671	\$0	\$0	\$0	\$0	\$0	\$0	\$0
		<b>Misc Revenue</b>		<b>\$47,744</b>	<b>\$40,808</b>	<b>\$40,500</b>	<b>\$40,500</b>	<b>\$22,932</b>	<b>\$36,886</b>	<b>\$36,886</b>	<b>\$36,886</b>
4110000	3811110	Transportation Alternative		\$373,088	\$3,405	\$0	\$0	\$0	\$0	\$17,500	\$17,500
4110000	3815020	Insurance Programs		\$0	\$115,300	\$0	\$0	\$0	\$0	\$0	\$0

**City of Key West**  
**Annual Budget**  
**Fiscal Year 2022/2023**

Fund: 411 Transit System  
 Department: 0000 Revenue

Key	Object	Account Description	Category	FY 2019/2020 Actuals	FY 2020/2021 Actuals	FY 2021/2022 Adopted	FY 2021/2022 6 Mth Amnd	FY 2021/2022 6 Mth Actuals	FY 2022/2023 Dept Req	FY 2022/2023 CM Review	FY 2022/2023 CC Adopted
4110000	3899001	Fund Balance		\$0	\$0	\$785,230	\$785,230	\$0	\$0	\$706,068	\$706,122
<b>Other Sources</b>				<b>\$373,088</b>	<b>\$118,705</b>	<b>\$785,230</b>	<b>\$785,230</b>	<b>\$0</b>	<b>\$0</b>	<b>\$723,568</b>	<b>\$723,622</b>
<b>Transit Revenue - Total</b>				<b>\$4,587,415</b>	<b>\$3,884,483</b>	<b>\$4,876,569</b>	<b>\$4,876,569</b>	<b>\$2,225,379</b>	<b>\$3,099,312</b>	<b>\$5,785,680</b>	<b>\$5,791,334</b>

**City of Key West**  
**Annual Budget**  
**Fiscal Year 2022/2023**

Fund: 411 Transit System  
Department: 4401 General Administration

Key	Object	Account Description	Category	FY 2019/2020 Actuals	FY 2020/2021 Actuals	FY 2021/2022 Adopted	FY 2021/2022 6 Mth Amnd	FY 2021/2022 6 Mth Actuals	FY 2022/2023 Dept Req	FY 2022/2023 CM Review	FY 2022/2023 CC Adopted
4114401	5441200	Regular Salaries & Wages		\$101,625	\$59,652	\$111,553	\$111,553	\$51,918	\$117,131	\$117,131	\$117,131
4114401	5441400	Overtime		\$629	\$43	\$500	\$500	\$231	\$500	\$500	\$500
4114401	5441500	Special Pay		\$546	\$546	\$642	\$642	\$327	\$642	\$642	\$642
4114401	5442100	FICA Taxes		\$5,072	\$4,992	\$8,621	\$8,621	\$3,901	\$9,048	\$9,048	\$9,048
4114401	5442200	Retirement Contributions		\$5,968	\$6,331	\$8,964	\$8,964	\$4,173	\$9,410	\$9,410	\$9,410
4114401	5442300	Life & Health Insurance		\$13,242	\$54,414	\$19,237	\$19,237	\$8,757	\$20,818	\$20,818	\$20,818
4114401	5442400	Workers Compensation		\$148,794	\$185,993	\$185,993	\$185,993	\$92,996	\$185,993	\$185,993	\$185,993
4114401	5442500	Unemployment Comp.		\$0	\$1,681	\$0	\$0	\$0	\$0	\$0	\$0
<b>Personnel Services</b>				<b>\$275,877</b>	<b>\$313,653</b>	<b>\$335,510</b>	<b>\$335,510</b>	<b>\$162,303</b>	<b>\$343,542</b>	<b>\$343,542</b>	<b>\$343,542</b>
4114401	5443100	Professional Services		\$2,472	\$70	\$255	\$255	\$70	\$255	\$255	\$255
		FDOT MEDICAL EXAMS (PHYSICALS) - 1 FTE @ \$85									\$85
		FTA DRUG AND ALCOHOL TESTING -2 FTE @ \$85									\$170
4114401	5443200	Accounting & Auditing		\$2,632	\$2,500	\$2,646	\$2,646	\$370	\$2,646	\$3,126	\$3,126
		SHARE OF ANNUAL CITY AUDIT									\$3,126
4114401	5444000	Travel & Per Diem		\$338	\$43	\$525	\$525	\$40	\$1,525	\$1,525	\$1,525
		FLORIDA SAFETY NETWORK									\$525
		FPTA/FDOT MEETINGS									\$1,000
4114401	5444100	Communications/Postage		\$0	\$922	\$951	\$951	\$0	\$940	\$940	\$940
		SATELLITE PHONE									\$940
4114401	5444400	Rentals & Leases		\$3,996	\$4,523	\$4,800	\$4,800	\$1,386	\$4,800	\$4,800	\$4,800
		COLOR COPIER (KONICA LEASE) 12 @ \$400									\$4,800
4114401	5444500	Insurance		\$89,544	\$111,930	\$111,930	\$111,930	\$55,965	\$111,930	\$120,000	\$241,699
		GENERAL LIABILITY AND PROPERTY INSURANCE									\$241,699
4114401	5444600	Repairs and Maintenance		\$0	\$0	\$150	\$150	\$0	\$150	\$150	\$150
		MISC. EQUIPMENT REPAIRS (SM OFFICE EQUIPMENT)									\$150
4114401	5444700	Printing & Binding		\$0	\$0	\$500	\$500	\$0	\$1,050	\$1,050	\$1,050

**City of Key West**  
**Annual Budget**  
**Fiscal Year 2022/2023**

Fund: 411 Transit System  
 Department: 4401 General Administration

Key	Object	Account Description	Category	FY 2019/2020 Actuals	FY 2020/2021 Actuals	FY 2021/2022 Adopted	FY 2021/2022 6 Mth Amnd	FY 2021/2022 6 Mth Actuals	FY 2022/2023 Dept Req	FY 2022/2023 CM Review	FY 2022/2023 CC Adopted
		BUSINESS CARDS									\$50
		EDUCATION/CIVIC EVENTS/PRODUCTS(CAREER DAY, GLEE, ETC)									\$1,000
4114401	5444800	Promotional Expenses		\$0	\$0	\$0	\$0	\$0	\$0	\$0	\$0
4114401	5444900	Other Current Charges		\$358	\$481	\$848	\$848	\$265	\$900	\$900	\$900
		LEGAL NOTICES/PUBLIC HEARINGS									\$400
		TOKEN TRANSIT FEES									\$500
4114401	5445100	Office Supplies		\$6,717	\$3,433	\$4,400	\$4,400	\$947	\$4,400	\$4,400	\$4,400
		INK CARTRIDGE, COPY PAPER - 12 @ \$325									\$3,900
		OFFICE SUPPLIES (TAPE, CLIPS, PENS, FORMS)									\$500
4114401	5445200	Operating Supplies		\$0	\$0	\$0	\$0	\$0	\$0	\$0	\$0
4114401	5445400	Books-Subscrp-Membership		\$1,815	\$18,443	\$19,000	\$19,000	\$1,892	\$19,000	\$19,000	\$19,000
		FPTA ANNUAL DUES									\$2,000
		REMIX ROUTE ANALYTICAL SOFTWARE									\$17,000
4114401	5445500	Training		\$0	\$125	\$550	\$550	\$495	\$990	\$990	\$990
		FPTA REGISTRATION FEE - 2 @ \$495									\$990
<b>Operating Expenditures</b>				<b>\$107,870</b>	<b>\$142,470</b>	<b>\$146,555</b>	<b>\$146,555</b>	<b>\$61,430</b>	<b>\$148,586</b>	<b>\$157,136</b>	<b>\$278,835</b>
4114401	5449100	Transfers		\$436,454	\$408,394	\$408,943	\$408,943	\$204,471	\$502,925	\$502,925	\$502,925
		TRANSFER TO GENERAL FUND FOR INDIRECT COSTS FY23									\$502,925
<b>Transfers</b>				<b>\$436,454</b>	<b>\$408,394</b>	<b>\$408,943</b>	<b>\$408,943</b>	<b>\$204,471</b>	<b>\$502,925</b>	<b>\$502,925</b>	<b>\$502,925</b>
4114401	5449803	Operating		\$0	\$0	\$23,729	\$23,729	\$0	\$0	\$341,083	\$0
4114401	5449804	Salary Contingency		\$0	\$0	\$0	\$0	\$0	\$48,010	\$76,549	\$81,040
		RESERVE FOR MERIT INCREASES									\$51,044
		RESERVE FOR NON-CDL RECLASS REQUEST									\$29,996
<b>Reserves</b>				<b>\$0</b>	<b>\$0</b>	<b>\$23,729</b>	<b>\$23,729</b>	<b>\$0</b>	<b>\$48,010</b>	<b>\$417,632</b>	<b>\$81,040</b>
<b>General Administration - Total</b>				<b>\$820,201</b>	<b>\$864,517</b>	<b>\$914,737</b>	<b>\$914,737</b>	<b>\$428,204</b>	<b>\$1,043,063</b>	<b>\$1,421,235</b>	<b>\$1,206,342</b>





**City of Key West**  
**Annual Budget**  
**Fiscal Year 2022/2023**

Fund: 411 Transit System  
 Department: 4402 Transit Operations

Key	Object	Account Description	Category	FY 2019/2020 Actuals	FY 2020/2021 Actuals	FY 2021/2022 Adopted	FY 2021/2022 6 Mth Amnd	FY 2021/2022 6 Mth Actuals	FY 2022/2023 Dept Req	FY 2022/2023 CM Review	FY 2022/2023 CC Adopted
		SHOP CLEANING - RAGS, ABSORBENT ETC - \$5,000 @ 39%									\$1,950
4114402	5445201	Fuel		\$46,556	\$64,957	\$101,679	\$142,679	\$79,985	\$142,772	\$173,065	\$173,065
		DIESEL FUEL - CITY 24,893 @ \$5.00									\$124,465
		UNLEADED FUEL - CITY 10,800 @ \$4.50									\$48,600
4114402	5445400	Books-Subscrp-Membership		\$7,207	\$1,264	\$49,145	\$47,145	\$0	\$55,890	\$57,450	\$57,450
		ALLISON DOC - \$900 @ 39%									\$351
		ANNUAL SUBSCRIPTION / OTC COMPUTER PROGRAM (MECHANICS) - \$645 @ 39%									\$252
		CUMMINS INSITE - \$900 @ 39%									\$351
		FLEETIO - FLEET MANAGEMENT SOFTWARE \$4,000 @ 39%									\$1,560
		MSET VIDEO SUBSCRIPTION \$16,575 @ 58%									\$9,614
		ON-DEMAND SOFTWARE SUBSCRIPTION									\$45,000
		PROFESSIONAL OPERATORS TRAINING MATERIALS - \$825 @ 39%									\$322
4114402	5445500	Training		\$0	\$0	\$780	\$780	\$0	\$2,000	\$2,000	\$2,000
		FDOT PROFESSIONAL DEVELOPMENT WORKSHOP									\$1,000
		FDOT TECHNICIAN WORKSHOP									\$1,000
<b>Operating Expenditures</b>				<b>\$192,671</b>	<b>\$168,236</b>	<b>\$341,828</b>	<b>\$380,828</b>	<b>\$154,316</b>	<b>\$390,862</b>	<b>\$422,716</b>	<b>\$421,241</b>
4114402	5446400	Machinery & Equipment		\$0	\$0	\$0	\$2,000	\$0	\$0	\$0	\$0
<b>Capital Outlay</b>				<b>\$0</b>	<b>\$0</b>	<b>\$0</b>	<b>\$2,000</b>	<b>\$0</b>	<b>\$0</b>	<b>\$0</b>	<b>\$0</b>
<b>Transit Operations - Total</b>				<b>\$1,161,765</b>	<b>\$971,218</b>	<b>\$1,675,986</b>	<b>\$1,716,986</b>	<b>\$510,519</b>	<b>\$1,805,409</b>	<b>\$1,837,263</b>	<b>\$1,912,074</b>



**City of Key West**  
**Annual Budget**  
**Fiscal Year 2022/2023**

Fund: 411 Transit System  
 Department: 4403 Transit Garage

Key	Object	Account Description	Category	FY 2019/2020 Actuals	FY 2020/2021 Actuals	FY 2021/2022 Adopted	FY 2021/2022 6 Mth Amnd	FY 2021/2022 6 Mth Actuals	FY 2022/2023 Dept Req	FY 2022/2023 CM Review	FY 2022/2023 CC Adopted
		DIESEL FUEL PUMP REPAIR AND SERVICE									\$1,000
		ELEVATOR REPAIRS									\$500
		FIRE ALARM SYSTEM REPAIRS									\$2,000
		SYNTECH FUEL MAINTENANCE SYSTEM									\$2,680
4114403	5444700	Printing & Binding		\$130	\$0	\$0	\$0	\$0	\$0	\$0	\$0
4114403	5444900	Other Current Charges		\$0	\$75	\$150	\$150	\$0	\$150	\$150	\$150
		STATE OF FLORIDA DIESEL FUEL TANK REGISTRATION									\$150
4114403	5445100	Office Supplies		\$1,213	\$1,249	\$2,500	\$2,500	\$676	\$700	\$700	\$700
		CRYSTAL SPRINGS WATER SERVICE									\$700
4114403	5445200	Operating Supplies		\$1,672	\$3,114	\$4,620	\$4,620	\$1,861	\$4,620	\$4,620	\$4,620
		CLEANING PRODUCTS - GARBAGE BAGS, TOILET PAPER, BUS WASH SOAP, SALT, ETC.									\$3,000
		FIRST AID KIT BI-MONTHLY RESTOCKING									\$200
		US FLAG 5X8 - 4 @ \$80									\$320
		WEED CONTROL									\$1,100
4114403	5445400	Books-Subscrip-Membership		\$0	\$0	\$1,032	\$1,032	\$1,032	\$1,032	\$1,032	\$1,032
		SYNTECH HOSTING/SUBSCRIPTION FEE									\$1,032
<b>Operating Expenditures</b>				<b>\$65,261</b>	<b>\$75,504</b>	<b>\$89,190</b>	<b>\$89,190</b>	<b>\$36,729</b>	<b>\$83,244</b>	<b>\$83,244</b>	<b>\$83,244</b>
<b>Transit Garage - Total</b>				<b>\$65,261</b>	<b>\$75,504</b>	<b>\$89,190</b>	<b>\$89,190</b>	<b>\$36,729</b>	<b>\$83,244</b>	<b>\$83,244</b>	<b>\$83,244</b>

**City of Key West**

**Annual Budget**

**Fiscal Year 2022/2023**

Fund: 411 Transit System  
 Department: 4404 Capital Grants

Key	Object	Account Description	Category	FY 2019/2020 Actuals	FY 2020/2021 Actuals	FY 2021/2022 Adopted	FY 2021/2022 6 Mth Amnd	FY 2021/2022 6 Mth Actuals	FY 2022/2023 Dept Req	FY 2022/2023 CM Review	FY 2022/2023 CC Adopted
4114404	5444600	Repairs and Maintenance		\$0	\$0	\$0	\$0	\$0	\$0	\$0	\$0
4114404	5445200	Operating Supplies		\$21,704	\$19,550	\$0	\$0	\$0	\$0	\$0	\$0
<b>Operating Expenditures</b>				<b>\$21,704</b>	<b>\$19,550</b>	<b>\$0</b>	<b>\$0</b>	<b>\$0</b>	<b>\$0</b>	<b>\$0</b>	<b>\$0</b>
4114404	5446400	Machinery & Equipment		\$0	\$0	\$117,899	\$117,899	\$291,382	\$0	\$0	\$0
<b>Capital Outlay</b>				<b>\$0</b>	<b>\$0</b>	<b>\$117,899</b>	<b>\$117,899</b>	<b>\$291,382</b>	<b>\$0</b>	<b>\$0</b>	<b>\$0</b>
<b>Capital Grants - Total</b>				<b>\$21,704</b>	<b>\$19,550</b>	<b>\$117,899</b>	<b>\$117,899</b>	<b>\$291,382</b>	<b>\$0</b>	<b>\$0</b>	<b>\$0</b>





**City of Key West**  
**Annual Budget**  
**Fiscal Year 2022/2023**

Fund: 411 Transit System  
 Department: 4405 Lower Keys Shuttle

Key	Object	Account Description	Category	FY 2019/2020 Actuals	FY 2020/2021 Actuals	FY 2021/2022 Adopted	FY 2021/2022 6 Mth Amnd	FY 2021/2022 6 Mth Actuals	FY 2022/2023 Dept Req	FY 2022/2023 CM Review	FY 2022/2023 CC Adopted
4114405	5445201	Fuel		\$110,173	\$85,101	\$255,923	\$214,923	\$48,658	\$340,914	\$426,105	\$426,105
		DIESEL FUEL - LKS 85,191 @ \$5.00									\$425,955
		TOM THUMB - EMERGENCY FUEL FOR LKS ONLY									\$150
4114405	5445400	Books-Subscrp-Membership		\$6,028	\$1,430	\$1,524	\$1,524	\$0	\$5,354	\$6,804	\$6,804
		ALLISON DOC - \$900 @ 37%									\$333
		ANNUAL SUBSCRIPTION / OTC COMPUTER PROGRAM (MECHANICS) - \$645 @ 37%									\$239
		CUMMINS INSITE - \$900 @ 37%									\$333
		FLEETIO - FLEET MANAGEMENT SOFTWARE \$4,000 @ 37%									\$1,450
		MSET VIDEO SUBSCRIPTION \$16,575 @ 25%									\$4,144
		PROFESSIONAL OPERATORS TRAINING MATERIALS \$825 @ 37%									\$305
4114405	5445500	Training		\$0	\$0	\$740	\$740	\$0	\$2,000	\$2,000	\$2,000
		FDOT PROFESSIONAL DEVELOPMENT WORKSHOP									\$1,000
		FDOT TECHNICIANS WORKSHOP									\$1,000
<b>Operating Expenditures</b>				<b>\$214,497</b>	<b>\$193,400</b>	<b>\$364,951</b>	<b>\$323,951</b>	<b>\$99,128</b>	<b>\$460,473</b>	<b>\$547,114</b>	<b>\$545,689</b>
<b>Lower Keys Shuttle - Total</b>				<b>\$1,043,727</b>	<b>\$1,011,242</b>	<b>\$1,164,516</b>	<b>\$1,123,516</b>	<b>\$515,288</b>	<b>\$1,350,691</b>	<b>\$1,437,332</b>	<b>\$1,506,326</b>

**City of Key West**  
**Annual Budget**  
**Fiscal Year 2022/2023**

Fund: 411 Transit System  
Department: 4406 Park and Ride

Key	Object	Account Description	Category	FY 2019/2020 Actuals	FY 2020/2021 Actuals	FY 2021/2022 Adopted	FY 2021/2022 6 Mth Amnd	FY 2021/2022 6 Mth Actuals	FY 2022/2023 Dept Req	FY 2022/2023 CM Review	FY 2022/2023 CC Adopted
4114406	5443400	Other Contractual Service		\$2,059	\$3,304	\$3,480	\$3,480	\$1,271	\$3,480	\$3,480	\$3,480
		ANNUAL ELEVATOR MAINTENANCE/INSPECTIONS - 12 @ \$125									\$1,500
		ELEVATOR CERTIFICATE OF OPERATION/WITNESS INSPECTIONS									\$75
		ELEVATOR WITNESS INSPECTIONS									\$355
		FIRE ALARM INSPECTION AND MONITORING									\$1,000
		FIRE EXTINGUISHER BUILDING INSPECTION									\$550
4114406	5444302	Electricity		\$13,548	\$13,349	\$14,020	\$14,020	\$7,780	\$13,500	\$13,500	\$13,500
4114406	5444400	Rentals & Leases		\$0	\$55,000	\$110,000	\$110,000	\$0	\$55,000	\$55,000	\$55,000
		PROPERTY LEASE - PURCHASE PAYMENT TO KW BIGHT									\$55,000
4114406	5444600	Repairs and Maintenance		\$5,548	\$18,886	\$9,824	\$9,824	\$592	\$7,728	\$7,728	\$7,728
		BUILDING REPAIRS - DOORS, STAIRS, CONCRETE, ETC.									\$200
		ELECTRICAL - OUTLETS, BREAKERS, ETC.									\$200
		ELEVATOR REPAIRS									\$3,000
		PARKING PAYSTATION EXTENDED WARRANTY AND SOFTWARE SUPPORT - 12 @ \$344									\$4,128
		PLUMBING REPAIRS - FAUCETS, SCREENS, FLOATS, ETC.									\$200
4114406	5444700	Printing & Binding		\$0	\$0	\$1,000	\$1,000	\$710	\$1,000	\$1,000	\$1,000
		PARKING TAGS / PERMITS: EMPLOYEE AND MONTHLY									\$1,000
4114406	5444800	Promotional Expenses		\$5,525	\$1,950	\$2,000	\$2,000	\$1,950	\$2,000	\$2,000	\$2,000
		TV / PRINTING ADVERTISING - \$8,000/4 ACCOUNTS - SPLIT EVENLY 4402, 4405, 4406, 4407									\$2,000
4114406	5444900	Other Current Charges		\$17,454	\$26,474	\$26,000	\$26,000	\$21,106	\$26,000	\$40,000	\$40,000
		CREDIT CARD FEES									\$40,000
4114406	5445200	Operating Supplies		\$188	\$543	\$1,000	\$1,000	\$171	\$750	\$750	\$750
		SIGNS, ACCESSORIES, AND SUPPLEMENTAL CLEANING SUPPLIES									\$750
<b>Operating Expenditures</b>				<b>\$44,323</b>	<b>\$119,505</b>	<b>\$167,324</b>	<b>\$167,324</b>	<b>\$33,580</b>	<b>\$109,458</b>	<b>\$123,458</b>	<b>\$123,458</b>
4114406	5446400	Machinery & Equipment		\$0	\$0	\$0	\$0	\$0	\$0	\$50,000	\$50,000

**City of Key West**

**Annual Budget**

**Fiscal Year 2022/2023**

Fund: 411 Transit System  
 Department: 4406 Park and Ride

Key	Object	Account Description	Category	FY 2019/2020 Actuals	FY 2020/2021 Actuals	FY 2021/2022 Adopted	FY 2021/2022 6 Mth Amnd	FY 2021/2022 6 Mth Actuals	FY 2022/2023 Dept Req	FY 2022/2023 CM Review	FY 2022/2023 CC Adopted
		PARK AND RIDE CAMERA SECURITY SYSTEM									\$50,000
		<b>Capital Outlay</b>		\$0	\$0	\$0	\$0	\$0	\$0	\$50,000	\$50,000
		<b>Park and Ride - Total</b>		\$44,323	\$119,505	\$167,324	\$167,324	\$33,580	\$109,458	\$173,458	\$173,458



**City of Key West**  
**Annual Budget**  
**Fiscal Year 2022/2023**

Fund: 411 Transit System  
 Department: 4407 Duval Loop

Key	Object	Account Description	Category	FY 2019/2020 Actuals	FY 2020/2021 Actuals	FY 2021/2022 Adopted	FY 2021/2022 6 Mth Amnd	FY 2021/2022 6 Mth Actuals	FY 2022/2023 Dept Req	FY 2022/2023 CM Review	FY 2022/2023 CC Adopted
4114407	5444600	Repairs and Maintenance		\$0	\$33,252	\$22,970	\$22,970	\$6,937	\$18,932	\$18,932	\$18,932
		EMERGENCY TIRE SERVICE									\$140
		FAREBOX REPAIRS AND SERVICES									\$1,000
		FIRE EXTINGUISHER INSPECTION - 4 @ \$210									\$840
		FIRE SUPPRESSION RECHARGE - 2 @ \$380									\$760
		FIRE SUPPRESSION SYSTEM INSPECTION- 3 @ \$414									\$1,242
		RADIO REPAIR AND MAINTENANCE - 2 @ \$100									\$200
		REPAIR/MAINTENANCE BUSES - \$75,000 @ 17%									\$12,750
		SIGN MAINTENANCE									\$1,000
		SUPPORT VEHICLE MAINTENANCE									\$1,000
4114407	5444700	Printing & Binding		\$0	\$39	\$3,805	\$3,805	\$36	\$19,325	\$19,325	\$19,325
		BUSINESS CARDS									\$25
		DUVAL LOOP BUS BROCHURES / SCHEDULES									\$3,300
		SIGNAGE DECALS, BUS DECALS, BUS WRAPS									\$16,000
4114407	5444800	Promotional Expenses		\$0	\$8,853	\$7,900	\$7,900	\$7,900	\$8,900	\$8,900	\$7,800
		COMMUNITY OUTREACH PROMOTIONAL MATERIAL									\$1,000
		RADIO ADVERTISING - \$12,000/4 ACCOUNTS SPLIT EVENLY 4402, 4405, 4406, 4407									\$3,000
		SOCIAL MEDIA COMMUNICATIONS - \$7,500 @ 24%									\$1,800
		TV / PRINTING ADVERTISING - \$8,000/4 ACCOUNTS -SPLIT EVENLY 4402, 4405, 4406, 4407									\$2,000
4114407	5444900	Other Current Charges		\$0	\$34	\$300	\$300	\$33	\$150	\$150	\$150
		BI-ANNUAL DRIVERS LICENSE REVIEW									\$150
4114407	5445100	Office Supplies		\$0	\$296	\$216	\$216	\$0	\$240	\$240	\$240
		BUS OPERATING SUPPLIES - \$1,000 @ 24%									\$240
4114407	5445200	Operating Supplies		\$0	\$12,614	\$18,230	\$18,230	\$9,371	\$21,563	\$21,563	\$21,563
		AEROSOLS BRAKE CLEANER, LUBES, ETC - \$5,000 @ 24%									\$1,200
		CLEANING PRODUCTS - \$6,000 @ 24%									\$1,440
		FILTERS, BELTS - \$10,000 @ 24%									\$2,400
		HARDWARE SUPPLIES - \$6,000 @ 24%									\$1,440
		LUBRICANTS - \$20,000 @ 24%									\$4,800
		SAFETY SHOES - 6 FTE @ \$125									\$750
		SHOP CLEANING - RAGS, ABSORBENT, ETC. - \$5,000 @ 24%									\$1,200
		TIRES									\$8,333
4114407	5445201	Fuel		\$0	\$89,248	\$66,066	\$66,066	\$31,363	\$88,088	\$100,110	\$100,110

**City of Key West**  
**Annual Budget**  
**Fiscal Year 2022/2023**

Fund: 411 Transit System  
 Department: 4407 Duval Loop

Key	Object	Account Description	Category	FY 2019/2020 Actuals	FY 2020/2021 Actuals	FY 2021/2022 Adopted	FY 2021/2022 6 Mth Amnd	FY 2021/2022 6 Mth Actuals	FY 2022/2023 Dept Req	FY 2022/2023 CM Review	FY 2022/2023 CC Adopted
		DIESEL FUEL - DUVAL LOOP - 20,022 @ \$5.00									\$100,110
4114407	5445400	Books-Subscrp-Membership		\$0	\$1,101	\$1,002	\$1,002	\$0	\$3,579	\$4,539	\$4,539
		ALLISON DOC - \$800 @ 24%									\$192
		ANNUAL SUBSCRIPTION / OTC COMPUTER PROGRAM (MECHANIC) - \$645 @ 24%									\$155
		CUMMINS INSITE - \$900 @ 24%									\$216
		FLEETIO - FLEET MANAGEMENT SOFTWARE \$4,000 @ 24%									\$960
		MSET VIDEO SUBSCRIPTION \$16,575 @ 17%									\$2,818
		PROFESSIONAL OPERATORS TRAINING MATERIALS - \$825 @ 24%									\$198
4114407	5445500	Training		\$0	\$0	\$480	\$480	\$0	\$2,000	\$2,000	\$2,000
		FDOT PROFESSIONAL DEVELOPMENT WORKSHOP									\$1,000
		FDOT TECHNICIAN WORKSHOP									\$1,000
<b>Operating Expenditures</b>				<b>\$0</b>	<b>\$160,001</b>	<b>\$145,673</b>	<b>\$145,673</b>	<b>\$65,903</b>	<b>\$193,601</b>	<b>\$206,584</b>	<b>\$205,484</b>
<b>Duval Loop - Total</b>				<b>\$0</b>	<b>\$552,984</b>	<b>\$726,917</b>	<b>\$726,917</b>	<b>\$297,972</b>	<b>\$820,165</b>	<b>\$833,148</b>	<b>\$832,048</b>
<b>Transit System Expenditures - Total</b>				<b>\$3,156,981</b>	<b>\$3,614,521</b>	<b>\$4,876,569</b>	<b>\$4,876,569</b>	<b>\$2,113,885</b>	<b>\$5,166,020</b>	<b>\$5,785,680</b>	<b>\$5,791,334</b>



# Garrison Bight Fund

Purpose: Operate, maintain and improve the City Marina at Garrison Bight and operate the mooring fields  
Revenue: Leases, marina charges for services, and parking fees

**City of Key West**  
**Annual Budget**  
**Fiscal Year 2022/2023**

Fund: 413 Garrison Bight  
Department: 0000 Revenue

Key	Object	Account Description	Category	FY 2019/2020 Actuals	FY 2020/2021 Actuals	FY 2021/2022 Adopted	FY 2021/2022 6 Mth Amnd	FY 2021/2022 6 Mth Actuals	FY 2022/2023 Dept Req	FY 2022/2023 CM Review	FY 2022/2023 CC Adopted
4130000	3291000	CC Admin Fees		\$0	\$30,138	\$49,000	\$49,000	\$21,873	\$45,000	\$49,000	\$49,000
<b>Permits Fees &amp; Special Assessments</b>				<b>\$0</b>	<b>\$30,138</b>	<b>\$49,000</b>	<b>\$49,000</b>	<b>\$21,873</b>	<b>\$45,000</b>	<b>\$49,000</b>	<b>\$49,000</b>
4130000	3315001	FEMA Grant/Reimbursement		\$991,965	\$670,462	\$0	\$0	\$0	\$0	\$0	\$0
4130000	3319000	Other Federal Grants		\$29,663	\$49,995	\$0	\$0	\$12,656	\$0	\$0	\$0
4130000	3345001	FEMA Grant/Reimb		\$55,109	\$37,248	\$0	\$0	\$0	\$0	\$0	\$0
4130000	3349000	Other State Grants		\$0	\$0	\$94,868	\$94,868	\$0	\$33,300	\$33,300	\$33,300
CLEAN VESSEL ACT GRANT											
\$33,300											
4130000	3376100	Human Services		\$0	\$223	\$0	\$0	\$0	\$0	\$0	\$0
4130000	3377001	TDC Grant		\$44,430	\$0	\$0	\$0	\$0	\$0	\$0	\$0
4130000	3379000	Other Grants		\$30,000	\$0	\$15,500	\$15,500	\$0	\$22,000	\$22,000	\$22,000
BOATER IMPROVEMENT FUND (BIF)											
\$22,000											
<b>InterGovernmental Revenue</b>				<b>\$1,151,167</b>	<b>\$757,928</b>	<b>\$110,368</b>	<b>\$110,368</b>	<b>\$12,656</b>	<b>\$55,300</b>	<b>\$55,300</b>	<b>\$55,300</b>
4130000	3419500	Returned Check Charges		\$42	\$50	\$0	\$0	\$81	\$0	\$0	\$0
4130000	3445000	Parking		\$52,861	\$52,164	\$50,000	\$50,000	\$16,508	\$45,000	\$45,000	\$45,000
4130000	3475100	Dockage-Transient		\$380,249	\$696,699	\$525,000	\$525,000	\$386,913	\$750,000	\$750,000	\$750,000
4130000	3475211	Marina Tenant Utilities		\$72,805	\$77,153	\$85,000	\$85,000	\$43,310	\$87,000	\$87,000	\$87,000
4130000	3475400	Dockage-Charter		\$245,630	\$342,354	\$356,840	\$356,840	\$186,630	\$392,950	\$392,950	\$392,950
ANGELFISH PIER REVENUE											
\$36,700											
CHARTERBOAT DOCKAGE - REGULAR ANNUAL RENT											
\$352,300											
DEFERMENT PAYMENTS - OCTOBER THROUGH DECEMBER											
\$3,950											
4130000	3475500	Dockage-Recreational		\$154,633	\$155,193	\$160,000	\$160,000	\$94,933	\$203,000	\$203,000	\$203,000
4130000	3475600	Dockage-Liveaboard		\$807,369	\$802,457	\$810,000	\$810,000	\$419,392	\$916,500	\$916,500	\$916,500
4130000	3475700	Dockage-Commercial		\$17,478	\$27,050	\$28,528	\$28,528	\$14,135	\$27,563	\$27,563	\$27,563
COMMERCIAL ANNUAL DOCKAGE											
\$27,044											
DEFERMENT PAYMENTS - OCTOBER THROUGH DECEMBER											
\$519											
4130000	3475800	Penalties		\$2,088	\$3,713	\$4,000	\$4,000	\$4,323	\$5,000	\$5,000	\$5,000
4130000	3475900	Ramp Fees		\$43,635	\$41,218	\$40,000	\$40,000	\$16,462	\$40,000	\$40,000	\$40,000
4130000	3476001	Pumpout		\$0	\$131,123	\$0	\$0	\$63,131	\$0	\$0	\$0

**City of Key West**  
**Annual Budget**  
**Fiscal Year 2022/2023**

Fund: 413 Garrison Bight  
Department: 0000 Revenue

Key	Object	Account Description	Category	FY 2019/2020 Actuals	FY 2020/2021 Actuals	FY 2021/2022 Adopted	FY 2021/2022 6 Mth Amnd	FY 2021/2022 6 Mth Actuals	FY 2022/2023 Dept Req	FY 2022/2023 CM Review	FY 2022/2023 CC Adopted
4130000	3477002	Mooring		\$446,639	\$516,874	\$465,000	\$465,000	\$284,057	\$465,000	\$465,000	\$465,000
<b>Charges For Services</b>				<b>\$2,223,428</b>	<b>\$2,846,048</b>	<b>\$2,524,368</b>	<b>\$2,524,368</b>	<b>\$1,529,875</b>	<b>\$2,932,013</b>	<b>\$2,932,013</b>	<b>\$2,932,013</b>
4130000	3510300	Parking Fine		\$283	\$803	\$500	\$500	\$526	\$1,000	\$1,000	\$1,000
<b>Fines &amp; Forfeitures</b>				<b>\$283</b>	<b>\$803</b>	<b>\$500</b>	<b>\$500</b>	<b>\$526</b>	<b>\$1,000</b>	<b>\$1,000</b>	<b>\$1,000</b>
4130000	3610000	Interest Earnings		\$4,551	\$990	\$0	\$0	\$212	\$0	\$0	\$0
4130000	3622900	Submerged Land Leases		\$59,914	\$98,493	\$110,565	\$110,565	\$52,204	\$127,330	\$127,330	\$127,330
EISENHOWER PROPERTIES, ANGEL FISH PIER, A1 BOATYARD AND OTHER CITY MARINA SUBMERGED LAND LEASES											
\$127,330											
4130000	3625600	Deferment Revenue		\$38,438	(\$16,015)	\$0	\$0	(\$22,423)	\$0	\$0	\$0
4130000	3690000	Other Misc Revenues		\$103,776	\$115,268	\$65,000	\$70,300	\$42,338	\$75,000	\$75,000	\$75,000
VENDING REVENUE (LAUNDRY) AND TENANT UTILITIES											
\$75,000											
4130000	3699700	Misc Sales Taxable		\$9,931	\$14,303	\$10,000	\$10,000	\$10,419	\$20,000	\$20,000	\$20,000
REVENUE SOURCE - ICE SALES, SHOWER											
\$20,000											
4130000	3699800	Non-Taxable		\$4,141	\$885	\$0	\$0	\$291	\$0	\$0	\$0
4130000	3699801	Transfer Fees		\$59,980	\$90,060	\$80,000	\$80,000	\$41,240	\$80,000	\$80,000	\$80,000
<b>Misc Revenue</b>				<b>\$280,730</b>	<b>\$303,985</b>	<b>\$265,565</b>	<b>\$270,865</b>	<b>\$124,281</b>	<b>\$302,330</b>	<b>\$302,330</b>	<b>\$302,330</b>
4130000	3815020	Insurance Programs		\$0	\$81,344	\$0	\$0	\$0	\$0	\$0	\$0
4130000	3899110	Project Cryfwrdr Reserve		\$0	\$0	\$1,589,117	\$1,597,763	\$0	\$0	\$2,769,102	\$2,769,102
<b>Other Sources</b>				<b>\$0</b>	<b>\$81,344</b>	<b>\$1,589,117</b>	<b>\$1,597,763</b>	<b>\$0</b>	<b>\$0</b>	<b>\$2,769,102</b>	<b>\$2,769,102</b>
<b>Garrison Bight Revenue - Total</b>				<b>\$3,655,608</b>	<b>\$4,020,246</b>	<b>\$4,538,918</b>	<b>\$4,552,864</b>	<b>\$1,689,212</b>	<b>\$3,335,643</b>	<b>\$6,108,745</b>	<b>\$6,108,745</b>

**City of Key West**  
**Annual Budget**  
**Fiscal Year 2022/2023**

Fund: 413 Garrison Bight  
 Department: 7551 Marina Operations

Key	Object	Account Description	Category	FY 2019/2020 Actuals	FY 2020/2021 Actuals	FY 2021/2022 Adopted	FY 2021/2022 6 Mth Amnd	FY 2021/2022 6 Mth Actuals	FY 2022/2023 Dept Req	FY 2022/2023 CM Review	FY 2022/2023 CC Adopted
4137551	5751200	Regular Salaries & Wages		\$310,667	\$229,650	\$341,060	\$341,060	\$129,423	\$363,068	\$363,068	\$366,340
4137551	5751400	Overtime		\$9,888	\$9,020	\$10,000	\$10,000	\$5,610	\$10,000	\$10,000	\$10,000
4137551	5751500	Special Pay		\$0	\$0	\$0	\$0	\$128	\$480	\$480	\$480
4137551	5752100	FICA Taxes		\$24,598	\$17,797	\$26,856	\$26,856	\$9,976	\$28,576	\$28,576	\$28,827
4137551	5752200	Retirement Contributions		\$37,103	\$21,754	\$28,085	\$28,085	\$9,091	\$29,845	\$29,845	\$30,107
4137551	5752300	Life & Health Insurance		\$96,625	\$84,196	\$118,382	\$118,382	\$35,969	\$128,109	\$128,109	\$128,109
4137551	5752500	Unemployment Compensation		\$0	\$1,508	\$0	\$0	\$0	\$0	\$0	\$0
<b>Personnel Services</b>				<b>\$478,882</b>	<b>\$363,926</b>	<b>\$524,383</b>	<b>\$524,383</b>	<b>\$190,195</b>	<b>\$560,078</b>	<b>\$560,078</b>	<b>\$563,863</b>
4137551	5753100	Professional Services		\$15,830	\$0	\$0	\$0	\$0	\$0	\$0	\$0
4137551	5753400	Other Contractual Service		\$113,324	\$109,431	\$138,450	\$159,550	\$54,852	\$150,720	\$150,720	\$150,720
		ACCESS CONTROL SOFTWARE AND UPDATES									\$850
		FIRE EQUIPMENT TESTING ANNUAL									\$2,000
		HANDICAP LIFT AND CERTIFICATION AND INSPECTION									\$1,500
		PEST CONTROL									\$720
		SECURITY GUARD CONTRACT (BASED AT \$25.50)									\$113,900
		SECURITY PHONE (LIVE SERVER FEE - PROXIGUARD)									\$1,800
		UNDERWATER MISC INSPECTIONS									\$2,500
		UP-KEEP (SOFTWARE FOR MAINTENANCE WORK ORDERS)									\$1,000
		WASTE OIL REMOVAL									\$3,500
		WATER TESTING									\$15,750
		WI-FI SERVICE (ON SPOT)									\$7,200
4137551	5754100	Communications/Postage		\$6,168	\$2,981	\$4,500	\$4,500	\$1,132	\$4,500	\$4,500	\$4,500
		COMCAST NETWORK									\$4,000
		POSTAGE AND LATE NOTICES									\$500
4137551	5754300	Utility Services		\$82,480	\$96,311	\$111,000	\$113,000	\$52,583	\$119,000	\$163,000	\$163,000
		CITY MARINA SOLID WASTE (BILLED BACK TO LIVE ABOARD AND CHARTER BOAT TENANTS) BASED ON A 5% INCREASE									\$160,000
		DUMP FEES									\$3,000
4137551	5754302	Electricity		\$58,041	\$66,302	\$61,800	\$61,800	\$42,708	\$89,700	\$120,000	\$120,000
		TRANSIENT/DOCK MASTER/BATH ROOM ELECTRIC									\$120,000
4137551	5754303	Wastewater		\$10,413	\$13,936	\$12,360	\$12,360	\$9,324	\$19,600	\$19,600	\$19,600
		SEWER FOR TRANSIENT AND LIVE-ABOARD BATHROOMS									\$19,600
4137551	5754304	Water		\$26,020	\$30,748	\$30,000	\$30,000	\$24,861	\$52,200	\$72,000	\$72,000



**City of Key West**  
**Annual Budget**  
**Fiscal Year 2022/2023**

Fund: 413 Garrison Bight  
 Department: 7551 Marina Operations

Key	Object	Account Description	Category	FY 2019/2020 Actuals	FY 2020/2021 Actuals	FY 2021/2022 Adopted	FY 2021/2022 6 Mth Amnd	FY 2021/2022 6 Mth Actuals	FY 2022/2023 Dept Req	FY 2022/2023 CM Review	FY 2022/2023 CC Adopted
		PET WASTE BAGS									\$2,000
		SIGNAGE THROUGHOUT MARINA									\$500
		VEHICLE PARKING BUMPERS									\$500
		VEHICLE SPEED BUMPS									\$500
4137551	5755201	Fuel		\$2,092	\$2,105	\$2,000	\$2,000	\$1,377	\$2,500	\$2,500	\$2,500
		FUEL PURCHASED FROM KWB OR OTHER CITY FUNDS FOR UTILITY VEHICLES AND LAWN EQUIPMENT									\$2,500
4137551	5755500	Training		\$0	\$0	\$1,000	\$1,000	\$0	\$1,000	\$1,000	\$1,000
		TECH TRAINING									\$1,000
<b>Operating Expenditures</b>				<b>\$457,938</b>	<b>\$482,430</b>	<b>\$486,410</b>	<b>\$520,136</b>	<b>\$241,590</b>	<b>\$594,770</b>	<b>\$688,870</b>	<b>\$688,870</b>
4137551	5756200	Buildings		\$0	\$0	\$0	\$0	\$0	\$0	\$0	\$0
4137551	5756300	Infrastructure		\$0	\$41,792	\$316,350	\$316,350	\$166,662	\$1,546,000	\$1,546,000	\$1,546,000
		GB75511701 - CHARTERBOAT ROW SEAWALL PERMIT / DESIGN / CEI (CARRY FORWARD \$111,700)									\$1,300,000
		GB75512201 - ANGELFISH SEAWALL ASSESSMENT & PRELIM DESIGN (CARRY FORWARD \$130,000)									\$195,000
		GB75512202 - WAHOO PIER PEDESTALS (CARRY FORWARD \$31,000)									\$31,000
		NEW CIP - GATOR ENCLOSURE									\$20,000
4137551	5756400	Machinery & Equipment		\$0	\$0	\$126,700	\$127,020	\$285	\$373,000	\$173,000	\$173,000
		CCTV CAMERAS REPLACEMENT AND NEW									\$35,000
		COIN CHANGER (LAUNDRY)									\$2,000
		NEW CIP - FIRE PUMPS REPLACEMENT									\$20,000
		PRESSURE WASHER									\$4,000
		TWO DRYERS									\$6,000
		TWO KECO PUMPS (GRANT REIMBURSEMENT)									\$45,000
		TWO UTILITY VEHICLES									\$26,000
		TWO WASHERS									\$5,000
		VAN (JANITOR)									\$30,000
<b>Capital Outlay</b>				<b>\$0</b>	<b>\$41,792</b>	<b>\$443,050</b>	<b>\$443,370</b>	<b>\$166,947</b>	<b>\$1,919,000</b>	<b>\$1,719,000</b>	<b>\$1,719,000</b>
<b>Marina Operations - Total</b>				<b>\$936,820</b>	<b>\$888,147</b>	<b>\$1,453,843</b>	<b>\$1,487,889</b>	<b>\$598,732</b>	<b>\$3,073,848</b>	<b>\$2,967,948</b>	<b>\$2,971,733</b>

**City of Key West**  
**Annual Budget**  
**Fiscal Year 2022/2023**

Fund: 413 Garrison Bight  
Department: 7552 General Administration

Key	Object	Account Description	Category	FY 2019/2020 Actuals	FY 2020/2021 Actuals	FY 2021/2022 Adopted	FY 2021/2022 6 Mth Amnd	FY 2021/2022 6 Mth Actuals	FY 2022/2023 Dept Req	FY 2022/2023 CM Review	FY 2022/2023 CC Adopted
4137552	5751200	Regular Salaries & Wages		\$39,260	\$39,017	\$45,404	\$45,404	\$14,411	\$50,450	\$50,450	\$50,450
4137552	5751400	Overtime		\$0	\$0	\$0	\$0	\$140	\$0	\$0	\$0
4137552	5751500	Special Pay		\$241	\$240	\$240	\$240	\$85	\$330	\$330	\$330
4137552	5752100	FICA Taxes		\$2,979	\$2,963	\$3,492	\$3,492	\$1,109	\$3,885	\$3,885	\$3,885
4137552	5752200	Retirement Contributions		\$0	\$0	\$0	\$0	\$0	\$4,036	\$4,036	\$4,036
4137552	5752300	Life & Health Insurance		(\$9,335)	\$27,120	\$7,399	\$7,399	\$1,842	\$12,010	\$12,010	\$12,010
<b>Personnel Services</b>				<b>\$33,145</b>	<b>\$69,340</b>	<b>\$56,535</b>	<b>\$56,535</b>	<b>\$17,588</b>	<b>\$70,711</b>	<b>\$70,711</b>	<b>\$70,711</b>
4137552	5753200	Accounting & Auditing		\$1,476	\$1,250	\$2,176	\$2,176	\$305	\$2,176	\$2,909	\$2,909
SHARE OF ANNUAL CITY AUDIT											
4137552	5753400	Other Contractual Service		\$2,422	\$6,447	\$6,600	\$6,600	\$5,515	\$8,800	\$8,800	\$8,800
EGOV STRATEGIES - MONTHLY WEB DESIGN											
SCRIBBLE CLOUD											
UNIFORM FOR STAFF (PANTS)											
4137552	5754100	Communications/Postage		\$0	\$0	\$500	\$500	\$0	\$860	\$500	\$500
POSTAGE & NOTICES											
4137552	5754400	Rentals & Leases		\$1,595	\$2,282	\$2,700	\$2,700	\$928	\$2,850	\$2,850	\$2,850
PRINTER LEASE											
4137552	5754500	Insurance		\$41,200	\$41,200	\$41,200	\$41,200	\$20,600	\$45,000	\$45,000	\$59,558
INSURANCE											
4137552	5754600	Repairs and Maintenance		\$2,074	\$14,500	\$5,000	\$5,000	\$0	\$5,000	\$5,000	\$5,000
MISC BUILDING REPAIRS											
4137552	5754700	Printing & Binding		\$0	\$0	\$500	\$500	\$0	\$500	\$500	\$500
OUTSIDE PRINTING											
4137552	5754900	Other Current Charges		\$49,084	\$58,092	\$53,000	\$53,000	\$24,131	\$53,000	\$53,000	\$53,000
CREDIT CARD FEES											
LEGAL NOTICES AND EMPLOYMENT ADS											

**City of Key West**  
**Annual Budget**  
**Fiscal Year 2022/2023**

Fund: 413 Garrison Bight  
 Department: 7552 General Administration

Key	Object	Account Description	Category	FY 2019/2020 Actuals	FY 2020/2021 Actuals	FY 2021/2022 Adopted	FY 2021/2022 6 Mth Amnd	FY 2021/2022 6 Mth Actuals	FY 2022/2023 Dept Req	FY 2022/2023 CM Review	FY 2022/2023 CC Adopted
4137552	5755100	Office Supplies		\$144	\$415	\$2,500	\$2,500	\$310	\$2,500	\$2,500	\$2,500
		MISC OFFICE SUPPLIES									\$1,000
		SECURITY KEY CARDS									\$1,500
4137552	5755200	Operating Supplies		\$4,618	\$3,732	\$6,025	\$6,025	\$3,234	\$8,675	\$8,675	\$8,675
		JANITORIAL SUPPLIES									\$3,500
		SAFETY SHOES FOR STAFF									\$875
		UNIFORM FOR STAFF (SHIRTS)									\$3,500
		WATER									\$800
4137552	5755700	Other Expenses		\$0	\$2,135	\$0	\$0	\$0	\$0	\$0	\$0
<b>Operating Expenditures</b>				<b>\$102,614</b>	<b>\$130,054</b>	<b>\$120,201</b>	<b>\$120,201</b>	<b>\$55,023</b>	<b>\$129,361</b>	<b>\$129,734</b>	<b>\$144,292</b>
4137552	5759100	Transfers		\$360,407	\$391,695	\$445,204	\$445,204	\$222,602	\$445,204	\$518,172	\$518,172
		TRANSFER TO GENERAL FUND FOR INDIRECT COSTS FY23									\$518,172
<b>Transfers</b>				<b>\$360,407</b>	<b>\$391,695</b>	<b>\$445,204</b>	<b>\$445,204</b>	<b>\$222,602</b>	<b>\$445,204</b>	<b>\$518,172</b>	<b>\$518,172</b>
4137552	5759803	Operating		\$0	\$0	\$1,783,103	\$1,763,003	\$0	\$0	\$1,395,545	\$1,377,124
4137552	5759804	Salary Contingency		\$0	\$0	(\$776)	(\$776)	\$0	\$15,475	\$15,475	\$15,551
		RESERVE FOR MERIT INCREASES									\$15,551
<b>Reserves</b>				<b>\$0</b>	<b>\$0</b>	<b>\$1,782,327</b>	<b>\$1,762,227</b>	<b>\$0</b>	<b>\$15,475</b>	<b>\$1,411,020</b>	<b>\$1,392,675</b>
<b>General Administration - Total</b>				<b>\$496,166</b>	<b>\$591,089</b>	<b>\$2,404,267</b>	<b>\$2,384,167</b>	<b>\$295,213</b>	<b>\$660,751</b>	<b>\$2,129,637</b>	<b>\$2,125,850</b>



**City of Key West**  
**Annual Budget**  
**Fiscal Year 2022/2023**

Fund: 413 Garrison Bight  
Department: 7554 Mooring Fields

Key	Object	Account Description	Category	FY 2019/2020 Actuals	FY 2020/2021 Actuals	FY 2021/2022 Adopted	FY 2021/2022 6 Mth Amnd	FY 2021/2022 6 Mth Actuals	FY 2022/2023 Dept Req	FY 2022/2023 CM Review	FY 2022/2023 CC Adopted
		PUMP OUT PERMITS REQUIRED BY FLORIDA FISH AND WILDLIFE CONSERVATION COMMISSION									\$1,000
4137554	5754900	Other Current Charges		\$80	\$0	\$1,000	\$1,000	\$0	\$1,000	\$1,000	\$1,000
		LEGAL NOTICES									\$1,000
4137554	5755100	Office Supplies		\$1,910	\$1,494	\$2,500	\$2,500	\$0	\$2,500	\$2,500	\$2,500
		MISC. OFFICE SUPPLIES SECURITY KEY CARDS									\$1,000 \$1,500
4137554	5755200	Operating Supplies		\$2,161	\$3,401	\$4,870	\$4,550	\$349	\$7,500	\$7,500	\$7,500
		JANITORIAL SUPPLIES SAFETY GEAR FOR WORK BOATS STAFF UNIFORM (SHOES) STAFF UNIFORMS (SHIRTS )									\$4,000 \$1,500 \$1,000 \$1,000
4137554	5755201	Fuel		\$2,631	\$6,444	\$8,000	\$8,000	\$1,725	\$8,000	\$8,000	\$8,000
		UTILITY BOAT FUEL									\$8,000
<b>Operating Expenditures</b>				<b>\$122,946</b>	<b>\$129,539</b>	<b>\$236,740</b>	<b>\$236,420</b>	<b>\$44,340</b>	<b>\$302,060</b>	<b>\$304,100</b>	<b>\$304,100</b>
4137554	5756300	Infrastructure		\$0	\$0	\$77,500	\$77,500	\$0	\$207,500	\$207,500	\$207,500
		GB75542201 - DINGHY DOCK / ANGELFISH PARKING LOT (CARRY FORWARD \$15,000)									\$207,500
		GB75542202 - DINGHY DOCK / BATHHOUSE DOOR REPLACEMENT (CARRY FORWARD \$62,500)									\$0
4137554	5756400	Machinery & Equipment		\$0	\$0	\$8,000	\$8,320	\$4,384	\$112,000	\$112,000	\$112,000
		MAINTENANCE BOAT MOORING FIELD (COST SPLIT BETWEEN KWB AND GB) OUTBOARD MOTOR (PUMP OUT BOAT) PRESSURE WASHER TRUCK - FORD F-250 TWO DRYERS TWO WASHERS									\$30,000 \$17,000 \$4,000 \$50,000 \$6,000 \$5,000
<b>Capital Outlay</b>				<b>\$0</b>	<b>\$0</b>	<b>\$85,500</b>	<b>\$85,820</b>	<b>\$4,384</b>	<b>\$319,500</b>	<b>\$319,500</b>	<b>\$319,500</b>
<b>Mooring Fields - Total</b>				<b>\$398,505</b>	<b>\$390,047</b>	<b>\$680,808</b>	<b>\$680,808</b>	<b>\$188,883</b>	<b>\$1,009,120</b>	<b>\$1,011,160</b>	<b>\$1,011,162</b>
<b>Garrison Bight Expenditures - Total</b>				<b>\$1,831,490</b>	<b>\$1,869,283</b>	<b>\$4,538,918</b>	<b>\$4,552,864</b>	<b>\$1,082,828</b>	<b>\$4,801,212</b>	<b>\$6,108,745</b>	<b>\$6,108,745</b>



# Insurance Programs Fund

Purpose: Manage the City's self-insurance and health insurance programs  
Revenue: Transfers from all City user Funds, insurance policy claims' proceeds, and COBRA premium payments

**City of Key West**  
**Annual Budget**  
**Fiscal Year 2022/2023**

Fund: 502 Insurance Programs  
 Department: 0000 Revenue

Key	Object	Account Description	Category	FY 2019/2020 Actuals	FY 2020/2021 Actuals	FY 2021/2022 Adopted	FY 2021/2022 6 Mth Amnd	FY 2021/2022 6 Mth Actuals	FY 2022/2023 Dept Req	FY 2022/2023 CM Review	FY 2022/2023 CC Adopted
5020000	3291000	CC Admin Fees		\$0	\$23	\$0	\$0	\$52	\$0	\$0	\$0
<b>Permits Fees &amp; Special Assessments</b>				<b>\$0</b>	<b>\$23</b>	<b>\$0</b>	<b>\$0</b>	<b>\$52</b>	<b>\$0</b>	<b>\$0</b>	<b>\$0</b>
5020000	3376100	Human Services		\$0	\$37,414	\$0	\$0	\$0	\$0	\$0	\$0
<b>InterGovernmental Revenue</b>				<b>\$0</b>	<b>\$37,414</b>	<b>\$0</b>	<b>\$0</b>	<b>\$0</b>	<b>\$0</b>	<b>\$0</b>	<b>\$0</b>
5020000	3610000	Interest Earnings		\$87,907	\$6,419	\$0	\$0	\$226	\$0	\$0	\$0
5020000	3699000	Proceeds/Subrogation		\$88,884	\$64,172	\$0	\$0	\$1,221	\$0	\$0	\$0
5020000	3699002	Excess Insurance		\$40,131	\$375,271	\$0	\$0	\$195,078	\$0	\$0	\$0
5020000	3699003	Aggregate		\$0	\$614,155	\$0	\$0	\$43,162	\$0	\$0	\$0
5020000	3699200	Employee Health		\$674,777	\$655,586	\$768,000	\$768,000	\$374,625	\$0	\$910,000	\$910,000
5020000	3699300	Employer Health		\$5,965,034	\$7,284,557	\$7,521,438	\$7,521,438	\$2,909,564	\$0	\$8,546,052	\$8,546,052
5020000	3699400	Worker Comp		\$1,393,885	\$1,393,885	\$1,393,885	\$1,393,885	\$696,942	\$0	\$1,409,140	\$1,409,140
5020000	3699500	General Liability		\$1,642,281	\$1,642,281	\$1,792,281	\$1,792,281	\$822,324	\$0	\$2,077,500	\$3,258,012
5020000	3699600	COBRA/Retiree		\$251,726	\$252,448	\$276,000	\$276,000	\$122,728	\$0	\$275,000	\$275,000
<b>Misc Revenue</b>				<b>\$10,144,624</b>	<b>\$12,288,773</b>	<b>\$11,751,604</b>	<b>\$11,751,604</b>	<b>\$5,165,871</b>	<b>\$0</b>	<b>\$13,217,692</b>	<b>\$14,398,204</b>
5020000	3899113	Restricted-Future Claims		\$0	\$0	\$3,750,000	\$3,750,000	\$0	\$0	\$0	\$2,715,217
RESTRICTED - CLAIMS FOR FY23 & YEARS PRIOR											
<b>Other Sources</b>				<b>\$0</b>	<b>\$0</b>	<b>\$3,750,000</b>	<b>\$3,750,000</b>	<b>\$0</b>	<b>\$0</b>	<b>\$0</b>	<b>\$2,715,217</b>
<b>Insurance Programs Revenue - Total</b>				<b>\$10,144,624</b>	<b>\$12,326,210</b>	<b>\$15,501,604</b>	<b>\$15,501,604</b>	<b>\$5,165,923</b>	<b>\$0</b>	<b>\$13,217,692</b>	<b>\$17,113,421</b>

**City of Key West**  
**Annual Budget**  
**Fiscal Year 2022/2023**

Fund: 502 Insurance Programs  
Department: 1951 General Administration

Key	Object	Account Description	Category	FY 2019/2020 Actuals	FY 2020/2021 Actuals	FY 2021/2022 Adopted	FY 2021/2022 6 Mth Amnd	FY 2021/2022 6 Mth Actuals	FY 2022/2023 Dept Req	FY 2022/2023 CM Review	FY 2022/2023 CC Adopted
5021951	5191200	Regular Salaries & Wages		\$134,207	\$93,760	\$118,913	\$118,913	\$38,157	\$127,842	\$127,842	\$127,842
5021951	5192100	FICA Taxes		\$9,815	\$7,462	\$9,097	\$9,097	\$2,821	\$9,780	\$9,780	\$9,780
5021951	5192200	Retirement Contributions		\$11,414	\$8,855	\$9,513	\$9,513	\$3,053	\$10,227	\$10,227	\$10,227
5021951	5192300	Life & Health Insurance		\$14,598	\$14,675	\$29,595	\$29,595	\$8,394	\$32,027	\$32,027	\$32,027
<b>Personnel Services</b>				<b>\$170,035</b>	<b>\$124,752</b>	<b>\$167,118</b>	<b>\$167,118</b>	<b>\$52,425</b>	<b>\$179,876</b>	<b>\$179,876</b>	<b>\$179,876</b>
5021951	5193100	Professional Services		\$15,278	\$25,960	\$21,000	\$21,000	\$7,277	\$26,000	\$26,000	\$26,000
		ACTUARY									\$2,500
		AMERICAN SIGN LANGUAGE									\$500
		INSURANCE CONSULTANT									\$20,000
		TOTAL COMPLIANCE NETWORK									\$3,000
5021951	5193200	Accounting & Auditing		\$10,594	\$11,250	\$12,191	\$12,191	\$1,707	\$12,191	\$9,935	\$9,935
		SHARE OF ANNUAL CITY AUDIT									\$9,935
5021951	5194000	Travel & Per Diem		\$668	\$0	\$4,000	\$4,000	\$1,559	\$4,000	\$4,000	\$4,000
		RISK MANAGEMENT CONFERENCE TRAVEL									\$4,000
5021951	5194100	Communications/Postage		\$0	\$0	\$188	\$188	\$0	\$188	\$188	\$188
5021951	5194900	Other Current Charges		\$108	\$0	\$375	\$375	\$0	\$375	\$375	\$375
		COOKE COMMUNICATIONS									\$375
5021951	5195100	Office Supplies		\$1,617	\$428	\$1,500	\$1,500	\$115	\$2,000	\$2,000	\$2,000
5021951	5195200	Operating Supplies		\$4,500	\$0	\$0	\$0	\$0	\$0	\$0	\$0
5021951	5195500	Training		\$32,062	\$4,964	\$27,000	\$27,000	\$160	\$27,000	\$27,000	\$27,000
		EMPLOYEE SAFETY TRAINING PROGRAM									\$25,000
		RISK MANAGEMENT CONFERENCE REGISTRATION FEES									\$2,000
<b>Operating Expenditures</b>				<b>\$64,826</b>	<b>\$42,602</b>	<b>\$66,254</b>	<b>\$66,254</b>	<b>\$10,817</b>	<b>\$71,754</b>	<b>\$69,498</b>	<b>\$69,498</b>
5021951	5199100	Transfers		\$479,252	\$3,210,329	\$410,089	\$410,089	\$205,044	\$477,755	\$477,755	\$477,755
		TRANSFER TO GENERAL FUND FOR INDIRECT COSTS FY23									\$477,755
<b>Transfers</b>				<b>\$479,252</b>	<b>\$3,210,329</b>	<b>\$410,089</b>	<b>\$410,089</b>	<b>\$205,044</b>	<b>\$477,755</b>	<b>\$477,755</b>	<b>\$477,755</b>
5021951	5199803	Operating		\$0	\$0	\$2,109,816	\$2,109,816	\$0	\$0	\$0	\$2,205,329

**City of Key West**

**Annual Budget**

**Fiscal Year 2022/2023**

Fund: 502 Insurance Programs  
 Department: 1951 General Administration

Key	Object	Account Description	Category	FY 2019/2020 Actuals	FY 2020/2021 Actuals	FY 2021/2022 Adopted	FY 2021/2022 6 Mth Amnd	FY 2021/2022 6 Mth Actuals	FY 2022/2023 Dept Req	FY 2022/2023 CM Review	FY 2022/2023 CC Adopted
5021951	5199804	Salary Contingency		\$0	\$0	\$0	\$0	\$0	\$0	\$2,957	\$2,957
		RESERVE FOR MERIT INCREASES									\$2,957
<b>Reserves</b>				<b>\$0</b>	<b>\$0</b>	<b>\$2,109,816</b>	<b>\$2,109,816</b>	<b>\$0</b>	<b>\$0</b>	<b>\$2,957</b>	<b>\$2,208,286</b>
<b>General Administration - Total</b>				<b>\$714,113</b>	<b>\$3,377,683</b>	<b>\$2,753,277</b>	<b>\$2,753,277</b>	<b>\$268,287</b>	<b>\$729,385</b>	<b>\$730,086</b>	<b>\$2,935,415</b>

**City of Key West**  
**Annual Budget**  
**Fiscal Year 2022/2023**

Fund: 502 Insurance Programs  
 Department: 1952 Liability Insurance

Key	Object	Account Description	Category	FY 2019/2020 Actuals	FY 2020/2021 Actuals	FY 2021/2022 Adopted	FY 2021/2022 6 Mth Amnd	FY 2021/2022 6 Mth Actuals	FY 2022/2023 Dept Req	FY 2022/2023 CM Review	FY 2022/2023 CC Adopted
5021952	5193100	Professional Services		\$19,160	\$10,750	\$20,000	\$20,000	\$5,291	\$20,000	\$20,000	\$20,000
		CLAIMS SET-UP FEE									\$20,000
5021952	5194500	Insurance		\$1,096,013	\$1,310,795	\$1,974,626	\$1,974,626	\$1,482,789	\$0	\$0	\$2,343,959
		ANCILLIARY COVERAGE									\$110,844
		GENERAL LIABILITY/PROPERTY & CRIME/AUTO/POI/EMPLOYEE BENEFITS									\$2,271,664
		PARTICIPATION CREDIT									(\$38,549)
5021952	5194501	Claims Payments		\$296,859	\$985,264	\$900,000	\$900,000	\$364,280	\$0	\$700,000	\$700,000
		ESTIMATED PAYMENT FOR CLAIMS YEAR 23 & ALL YEARS PRIOR									\$700,000
5021952	5194504	In-House Small Claims		\$31,441	\$154,911	\$75,000	\$75,000	\$10,129	\$75,000	\$75,000	\$75,000
		IN HOUSE SETTLEMENTS FOR SMALL PROPERTY DAMAGE CLAIMS									\$75,000
5021952	5195200	Operating Supplies		\$420	\$0	\$0	\$0	\$0	\$0	\$0	\$0
<b>Operating Expenditures</b>				<b>\$1,443,893</b>	<b>\$2,461,719</b>	<b>\$2,969,626</b>	<b>\$2,969,626</b>	<b>\$1,862,490</b>	<b>\$95,000</b>	<b>\$795,000</b>	<b>\$3,138,959</b>
<b>Liability Insurance - Total</b>				<b>\$1,443,893</b>	<b>\$2,461,719</b>	<b>\$2,969,626</b>	<b>\$2,969,626</b>	<b>\$1,862,490</b>	<b>\$95,000</b>	<b>\$795,000</b>	<b>\$3,138,959</b>

**City of Key West**  
**Annual Budget**  
**Fiscal Year 2022/2023**

Fund: 502 Insurance Programs  
 Department: 1953 Worker's Compensation

Key	Object	Account Description	Category	FY 2019/2020 Actuals	FY 2020/2021 Actuals	FY 2021/2022 Adopted	FY 2021/2022 6 Mth Amnd	FY 2021/2022 6 Mth Actuals	FY 2022/2023 Dept Req	FY 2022/2023 CM Review	FY 2022/2023 CC Adopted
5021953	5193100	Professional Services		\$20,051	\$23,226	\$25,000	\$25,000	\$11,529	\$25,000	\$25,000	\$25,000
		CLAIMS SET-UP FEE									\$25,000
5021953	5194500	Insurance		\$263,728	\$253,935	\$283,263	\$283,263	\$196,649	\$25,000	\$25,000	\$302,995
		EXCESS WRK COMP									\$277,995
		FLA ANL SELF-INSR'D ASSESSMENT									\$25,000
5021953	5194501	Claims Payments		\$613,709	\$1,004,438	\$900,000	\$900,000	\$475,943	\$0	\$975,000	\$975,000
		ESTIMATED PAYMENTS FOR CLAIM YEAR 23 & ALL YEARS PRIOR									\$975,000
<b>Operating Expenditures</b>				<b>\$897,488</b>	<b>\$1,281,599</b>	<b>\$1,208,263</b>	<b>\$1,208,263</b>	<b>\$684,122</b>	<b>\$50,000</b>	<b>\$1,025,000</b>	<b>\$1,302,995</b>
<b>Worker's Compensation - Total</b>				<b>\$897,488</b>	<b>\$1,281,599</b>	<b>\$1,208,263</b>	<b>\$1,208,263</b>	<b>\$684,122</b>	<b>\$50,000</b>	<b>\$1,025,000</b>	<b>\$1,302,995</b>

**City of Key West**  
**Annual Budget**  
**Fiscal Year 2022/2023**

Fund: 502 Insurance Programs  
 Department: 1954 Health Insurance

Key	Object	Account Description	Category	FY 2019/2020 Actuals	FY 2020/2021 Actuals	FY 2021/2022 Adopted	FY 2021/2022 6 Mth Amnd	FY 2021/2022 6 Mth Actuals	FY 2022/2023 Dept Req	FY 2022/2023 CM Review	FY 2022/2023 CC Adopted
5021954	5193100	Professional Services		\$4,250	\$1,500	\$5,000	\$5,000	\$0	\$5,000	\$5,000	\$5,000
		OPEB ACTUARIAL									\$5,000
5021954	5194500	Insurance		\$7,144,144	\$8,271,275	\$8,565,438	\$8,565,438	\$4,120,515	\$0	\$9,731,052	\$9,731,052
5021954	5194505	House Bill 426 Payments		\$28,304	\$6,609	\$0	\$0	\$26,913	\$0	\$0	\$0
<b>Operating Expenditures</b>				<b>\$7,176,697</b>	<b>\$8,279,384</b>	<b>\$8,570,438</b>	<b>\$8,570,438</b>	<b>\$4,147,427</b>	<b>\$5,000</b>	<b>\$9,736,052</b>	<b>\$9,736,052</b>
<b>Health Insurance - Total</b>				<b>\$7,176,697</b>	<b>\$8,279,384</b>	<b>\$8,570,438</b>	<b>\$8,570,438</b>	<b>\$4,147,427</b>	<b>\$5,000</b>	<b>\$9,736,052</b>	<b>\$9,736,052</b>
<b>Insurance Programs Expenditures - Total</b>				<b>\$7,176,697</b>	<b>\$8,279,384</b>	<b>\$8,570,438</b>	<b>\$8,570,438</b>	<b>\$4,147,427</b>	<b>\$812,396</b>	<b>\$12,219,149</b>	<b>\$17,113,421</b>



# Bahama Village TIF Fund

Purpose: Improvements to and services for the Bahama Village area  
Revenue: Ad valorem property taxes derived from the creation of a tax increment financing district, received from Monroe County and the City's share transferred from the General Fund

**City of Key West**  
**Annual Budget**  
**Fiscal Year 2022/2023**

Fund: 601 Bahama Village TIF  
 Department: 0000 Revenue

Key	Object	Account Description	Category	FY 2019/2020 Actuals	FY 2020/2021 Actuals	FY 2021/2022 Adopted	FY 2021/2022 6 Mth Amnd	FY 2021/2022 6 Mth Actuals	FY 2022/2023 Dept Req	FY 2022/2023 CM Review	FY 2022/2023 CC Adopted
6010000	3380200	Monroe County-TIF Distrct		\$551,733	\$598,916	\$636,689	\$645,777	\$645,777	\$0	\$700,000	\$700,000
<b>InterGovernmental Revenue</b>				<b>\$551,733</b>	<b>\$598,916</b>	<b>\$636,689</b>	<b>\$645,777</b>	<b>\$645,777</b>	<b>\$0</b>	<b>\$700,000</b>	<b>\$700,000</b>
6010000	3510200	Fines/Restitution		\$105	\$131	\$0	\$0	\$94	\$0	\$0	\$0
<b>Fines &amp; Forfeitures</b>				<b>\$105</b>	<b>\$131</b>	<b>\$0</b>	<b>\$0</b>	<b>\$94</b>	<b>\$0</b>	<b>\$0</b>	<b>\$0</b>
6010000	3610000	Interest Earnings		\$40,037	\$4,858	\$25,000	\$25,000	\$426	\$0	\$1,000	\$1,000
<b>Misc Revenue</b>				<b>\$40,037</b>	<b>\$4,858</b>	<b>\$25,000</b>	<b>\$25,000</b>	<b>\$426</b>	<b>\$0</b>	<b>\$1,000</b>	<b>\$1,000</b>
6010000	3810100	General		\$459,085	\$484,551	\$527,508	\$527,508	\$527,508	\$0	\$554,030	\$594,578
6010000	3899110	Project Cryfwrđ Reserve		\$0	\$0	\$171,905	\$171,905	\$0	\$0	\$723,478	\$723,478
<b>Other Sources</b>				<b>\$459,085</b>	<b>\$484,551</b>	<b>\$699,413</b>	<b>\$699,413</b>	<b>\$527,508</b>	<b>\$0</b>	<b>\$1,277,508</b>	<b>\$1,318,056</b>
<b>Bahama Village TIF Revenue - Total</b>				<b>\$1,050,960</b>	<b>\$1,088,457</b>	<b>\$1,361,102</b>	<b>\$1,370,190</b>	<b>\$1,173,804</b>	<b>\$0</b>	<b>\$1,978,508</b>	<b>\$2,019,056</b>

**City of Key West**  
**Annual Budget**  
**Fiscal Year 2022/2023**

Fund: 601 Bahama Village TIF  
 Department: 5502 Bahama Village

Key	Object	Account Description	Category	FY 2019/2020 Actuals	FY 2020/2021 Actuals	FY 2021/2022 Adopted	FY 2021/2022 6 Mth Amnd	FY 2021/2022 6 Mth Actuals	FY 2022/2023 Dept Req	FY 2022/2023 CM Review	FY 2022/2023 CC Adopted
6015502	5551200	Salaries and Wages		\$20,960	\$20,880	\$21,216	\$21,216	\$9,874	\$22,277	\$22,277	\$33,963
6015502	5551500	Special Pay		\$0	\$0	\$0	\$0	\$60	\$0	\$0	\$0
6015502	5552100	FICA		\$1,583	\$1,564	\$1,623	\$1,623	\$747	\$1,704	\$1,704	\$2,598
6015502	5552200	Retirement		\$1,845	\$1,974	\$1,697	\$1,697	\$790	\$1,782	\$1,782	\$2,717
6015502	5552300	Health & Life Insurance		\$3,326	\$4,172	\$3,699	\$3,699	\$1,682	\$4,003	\$8,007	\$8,007
<b>Personnel Services</b>				<b>\$27,714</b>	<b>\$28,590</b>	<b>\$28,235</b>	<b>\$28,235</b>	<b>\$13,152</b>	<b>\$29,766</b>	<b>\$33,770</b>	<b>\$47,285</b>
6015502	5553100	Professional Services		\$23,425	\$52,078	\$69,998	\$69,998	\$2,370	\$69,998	\$870	\$870
		BV55022001 - 3.2 ACRE DEVELOPMENT (CARRY FORWARD \$68,420) FLORIDA REDEVELOPMENT ASSOCIATION ANNUAL DUES									\$0 \$870
6015502	5553200	Accounting & Auditing		\$696	\$6,250	\$5,000	\$5,000	\$0	\$5,000	\$5,500	\$5,500
		SHARE OF ANNUAL CRA AUDIT									\$5,500
6015502	5554000	Travel & Per Diem		\$220	\$0	\$5,000	\$5,000	\$1,108	\$3,600	\$3,600	\$3,600
		ANNUAL FRA CONFERENCE IN FT. MYERS, INCLUDES REGISTRATION FEE, HOTEL, AIRFARE AND PER DIEM (3 PEOPLE)									\$3,600
6015502	5554900	Other Current Charges		\$256	\$88	\$928	\$928	\$88	\$928	\$928	\$928
		BVRAC MEETINGS 12 @ \$70 DEO - SPECIAL DISTRICT FEE FROM DEPT. OF COMMUNITY AFFAIRS									\$840 \$88
<b>Operating Expenditures</b>				<b>\$24,597</b>	<b>\$58,416</b>	<b>\$80,926</b>	<b>\$80,926</b>	<b>\$3,565</b>	<b>\$79,526</b>	<b>\$10,898</b>	<b>\$10,898</b>
6015502	5556200	Buildings		\$167,447	\$12,022	\$462,294	\$462,294	\$0	\$462,294	\$725,000	\$725,000
		BV55021701 - DOUGLASS GYM EXTENSION (CARRY FORWARD \$4,594,610)									\$725,000
6015502	5556300	Infrastructure		\$0	\$0	\$0	\$0	\$0	\$0	\$120,000	\$120,000
		NEW CIP - NELSON ENGLISH PARK FITNESS RENOVATIONS									\$120,000
<b>Capital Outlay</b>				<b>\$167,447</b>	<b>\$12,022</b>	<b>\$462,294</b>	<b>\$462,294</b>	<b>\$0</b>	<b>\$462,294</b>	<b>\$845,000</b>	<b>\$845,000</b>
6015502	5559100	Transfers		\$33,772	\$40,347	\$40,097	\$40,097	\$21,549	\$55,710	\$55,710	\$55,710
		TRANSFER TO GENERAL FUND FOR INDIRECT COST ALLOCATION FY23									\$55,710
<b>Transfers</b>				<b>\$33,772</b>	<b>\$40,347</b>	<b>\$40,097</b>	<b>\$40,097</b>	<b>\$21,549</b>	<b>\$55,710</b>	<b>\$55,710</b>	<b>\$55,710</b>

**City of Key West**

**Annual Budget**

**Fiscal Year 2022/2023**

Fund: 601 Bahama Village TIF  
 Department: 5502 Bahama Village

Key	Object	Account Description	Category	FY 2019/2020 Actuals	FY 2020/2021 Actuals	FY 2021/2022 Adopted	FY 2021/2022 6 Mth Amnd	FY 2021/2022 6 Mth Actuals	FY 2022/2023 Dept Req	FY 2022/2023 CM Review	FY 2022/2023 CC Adopted
6015502	5559800	Reserves		\$0	\$0	\$749,550	\$758,638	\$0	\$0	\$1,033,130	\$1,060,163
<b>Reserves</b>				<b>\$0</b>	<b>\$0</b>	<b>\$749,550</b>	<b>\$758,638</b>	<b>\$0</b>	<b>\$0</b>	<b>\$1,033,130</b>	<b>\$1,060,163</b>
<b>Bahama Village TIF Expenditures - Total</b>				<b>\$253,530</b>	<b>\$139,375</b>	<b>\$1,361,102</b>	<b>\$1,370,190</b>	<b>\$38,265</b>	<b>\$627,296</b>	<b>\$1,978,508</b>	<b>\$2,019,056</b>



# Caroline Street TIF Fund

Purpose: Improvements to and services for the Caroline Street Corridor  
Revenue: Ad valorem property taxes derived from the creation of a tax increment financing district, received from Monroe County and the City's share transferred from the General Fund

**City of Key West**  
**Annual Budget**  
**Fiscal Year 2022/2023**

Fund: 603 Caroline Street TIF

Department: 0000 Revenue

Key	Object	Account Description	Category	FY 2019/2020 Actuals	FY 2020/2021 Actuals	FY 2021/2022 Adopted	FY 2021/2022 6 Mth Amnd	FY 2021/2022 6 Mth Actuals	FY 2022/2023 Dept Req	FY 2022/2023 CM Review	FY 2022/2023 CC Adopted
6030000	3380200	Monroe County-TIF Distrct		\$626,496	\$630,132	\$619,141	\$627,978	\$627,978	\$0	\$675,000	\$675,000
<b>InterGovernmental Revenue</b>				<b>\$626,496</b>	<b>\$630,132</b>	<b>\$619,141</b>	<b>\$627,978</b>	<b>\$627,978</b>	<b>\$0</b>	<b>\$675,000</b>	<b>\$675,000</b>
6030000	3610000	Interest Earnings		\$17,275	\$2,774	\$30,000	\$30,000	\$43	\$0	\$2,500	\$2,500
<b>Misc Revenue</b>				<b>\$17,275</b>	<b>\$2,774</b>	<b>\$30,000</b>	<b>\$30,000</b>	<b>\$43</b>	<b>\$0</b>	<b>\$2,500</b>	<b>\$2,500</b>
6030000	3810100	General		\$521,293	\$509,806	\$512,969	\$512,969	\$512,969	\$0	\$522,030	\$560,248
6030000	3899110	Project Cryfwrđ Reserve		\$0	\$0	\$1,784,662	\$1,784,662	\$0	\$0	\$869,882	\$869,882
<b>Other Sources</b>				<b>\$521,293</b>	<b>\$509,806</b>	<b>\$2,297,631</b>	<b>\$2,297,631</b>	<b>\$512,969</b>	<b>\$0</b>	<b>\$1,391,912</b>	<b>\$1,430,130</b>
<b>Caroline Street TIF Revenue - Total</b>				<b>\$1,165,063</b>	<b>\$1,142,712</b>	<b>\$2,946,772</b>	<b>\$2,955,609</b>	<b>\$1,140,990</b>	<b>\$0</b>	<b>\$2,069,412</b>	<b>\$2,107,630</b>



**City of Key West**  
**Budget Preparation Worksheets**  
**Fiscal Year 2022/2023**

Fund: 603 Caroline Street TIF  
 Department: 5503 Caroline Street

Key	Object	Account Description	Category	FY 2019/2020 Actuals	FY 2020/2021 Actuals	FY 2021/2022 Adopted	FY 2021/2022 6 Mth Amnd	FY 2021/2022 6 Mth Actuals	FY 2022/2023 Dept Req	FY 2022/2023 CM Review	FY 2022/2023 CC Adopted
			Transfers	\$15,840	\$19,606	\$2,031,537	\$2,031,537	\$2,015,768	\$41,860	\$41,860	\$41,860
6035503	5559803	Operating		\$0	\$0	\$668,642	\$677,479	\$0	\$0	\$470,017	\$554,686
			Reserves	\$0	\$0	\$668,642	\$677,479	\$0	\$0	\$470,017	\$554,686
		<b>Caroline Street TIF Expenditures - Total</b>		<b>\$45,972</b>	<b>\$94,396</b>	<b>\$2,946,772</b>	<b>\$2,955,609</b>	<b>\$2,032,803</b>	<b>\$89,984</b>	<b>\$2,009,446</b>	<b>\$2,107,630</b>